



Pediatric Mental Health & Wellness

2024 Pediatric Community Health Needs Assessment Data



13%

of all school-age children are diagnosed with depression. Northeast Omaha (24%) and low income (20%) children experience the largest disparities.

Parents and Stakeholders identifying mental health as the top health concern for children and adolescents:

Stakeholders

49%

Parents

29%



36%

of all parents indicate that their school-age child worries a lot, a sign of anxiety. This has increased from 22% in 2012. Children in Northeast, Northwest, and Southwest Omaha experience the largest disparities.




1 in 5

children are currently receiving mental health treatment. 8% of those who need mental health services are unable to get them.



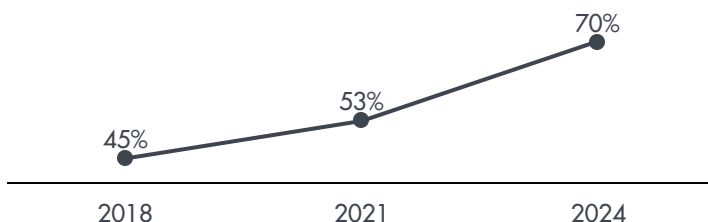
20%

of all children have ever lived with someone who had serious mental health issues. Northeast Omaha (32%) and low income (27%) children experience the largest disparities.



72%

of all families are aware of mental health resources in the community. This is lower than in 2021 (77%), despite increases in mental health diagnoses in children.



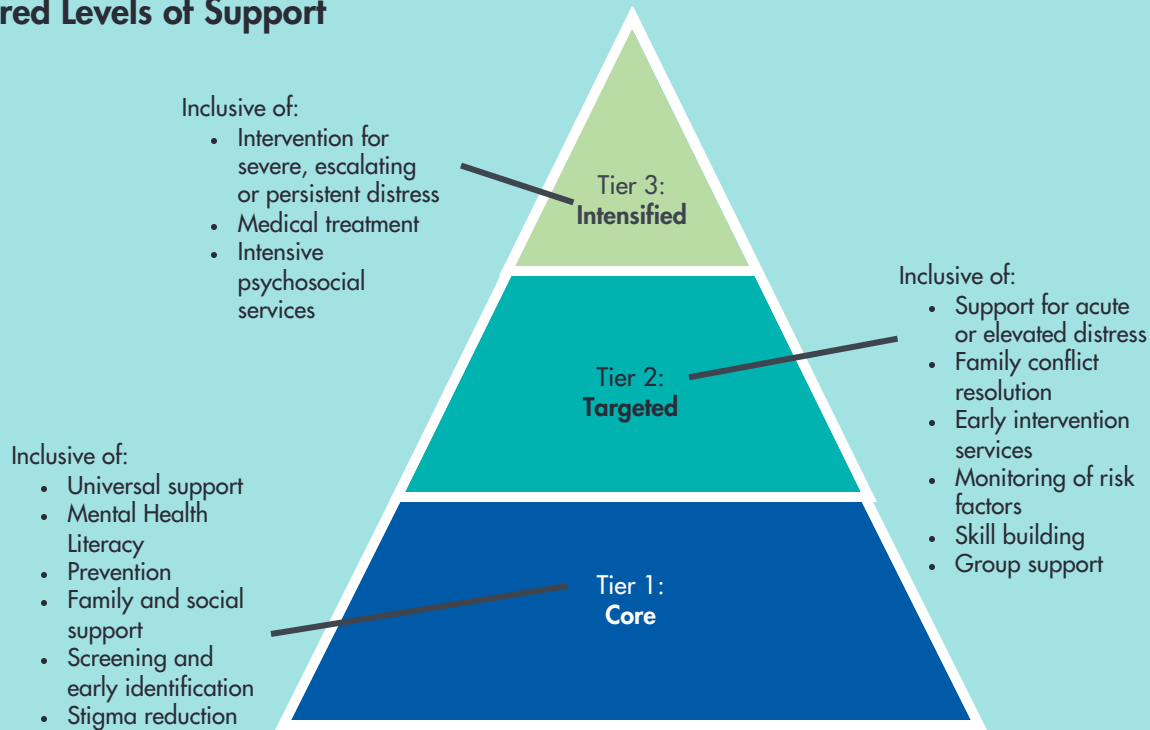
70% of school-age children

use 2+ hours of screen time per weekday. School-age children in Northeast Omaha (75%), Pottawattamie county (73%), boys (74%), those in very low-income families (75%), and Black children (79%) report the highest rates of high screen time.

Pediatric Mental Health & Wellness

Child mental health is the complete well-being and optimal development of a child in the emotional, behavioral, social, and cognitive domains. Child mental health also includes those conditions that directly affect or modify mental health, including aspects of a child's family, community, and broader society. (Britannica)

Tiered Levels of Support



Community Feedback:



92%

of community members support Children's working in this priority area

Community member ranking of Children's suggested areas of focus and collaboration within the tiered levels of support:

1. Core - Universal Support (48.5%)
2. Targeted - Early Intervention (43.1%)
3. Intensified - Intensive Services (8.5%)

Community member suggestions of priority populations:

