

»» ALEOS 4.3.5.010B Release Notes

This maintenance release is for Verizon Wireless AirLink GX440 and AirLink ES440 devices and updates ALEOS software to 4.3.5.010B and MC7750 radio module firmware to 03.05.10.13.

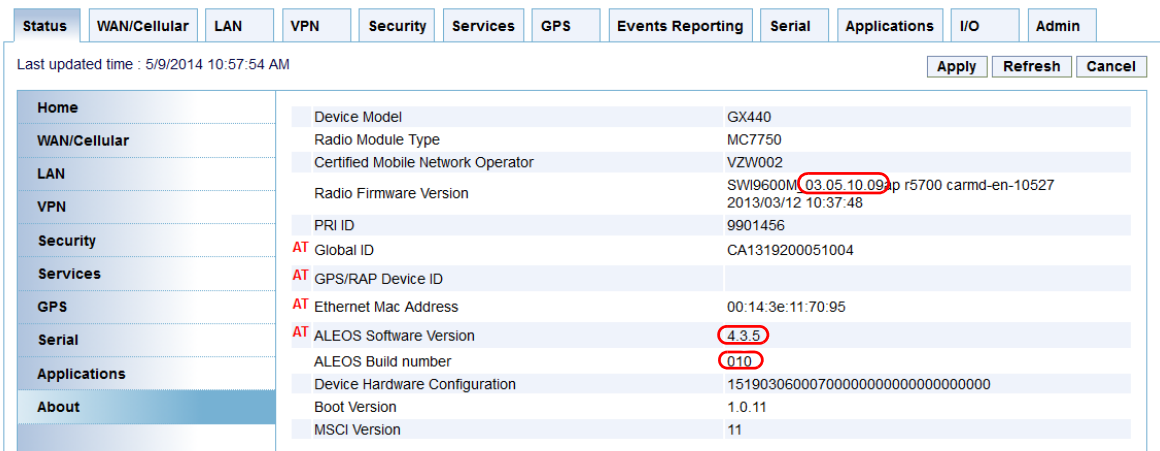
Important: *This release fixes a critical issue with the Electronic File System (EFS) recovery mechanism. Sierra Wireless very strongly recommends that you update all Verizon Wireless GX440 and ES440 devices.*

Updating to ALEOS 4.3.5.010B

Note: The update can take up to 30 minutes to complete, depending on the speed of your network connection. The AirLink device being updated will be off-line during the update, so take this into account when scheduling the update. If you are connected to the device remotely, any files transferred to the device are transferred over-the-air and you may incur data charges.

To update to ALEOS 4.3.5.010B:

1. In ACEmanager, go to Status > About and make a note of the current ALEOS Software Version, ALEOS Build number, and Radio Firmware Version.



Home	Device Model	GX440
WAN/Cellular	Radio Module Type	MC7750
LAN	Certified Mobile Network Operator	VZW002
VPN	Radio Firmware Version	SW19600M.03.05.10.09.p r5700 carmd-en-10527 2013/03/12 10:37:48
Security	PRI ID	9901456
Services	AT Global ID	CA1319200051004
GPS	AT GPS/RAP Device ID	
Serial	AT Ethernet Mac Address	00:14:3e:11:70:95
Applications	AT ALEOS Software Version	4.3.5
About	ALEOS Build number	010
	Device Hardware Configuration	15190306000700000000000000000000
	Boot Version	1.0.11
	MSCI Version	11

Figure 1: ACEmanager: Status > About

2. Follow the update path shown in [Figure 2](#) to update the AirLink device. For detailed instructions on how to complete the updates, refer to the ALEOS 4.3.5 Software Configuration User Guide, page 28 or the ALEOS 4.3.5 Software Configuration User Guide for AirLink ES440, page 26.

Note: You can also use AirVantage Management Service (AVMS) to perform the update on multiple devices at the same time. See [Update the Device using AVMS](#) on page 2.

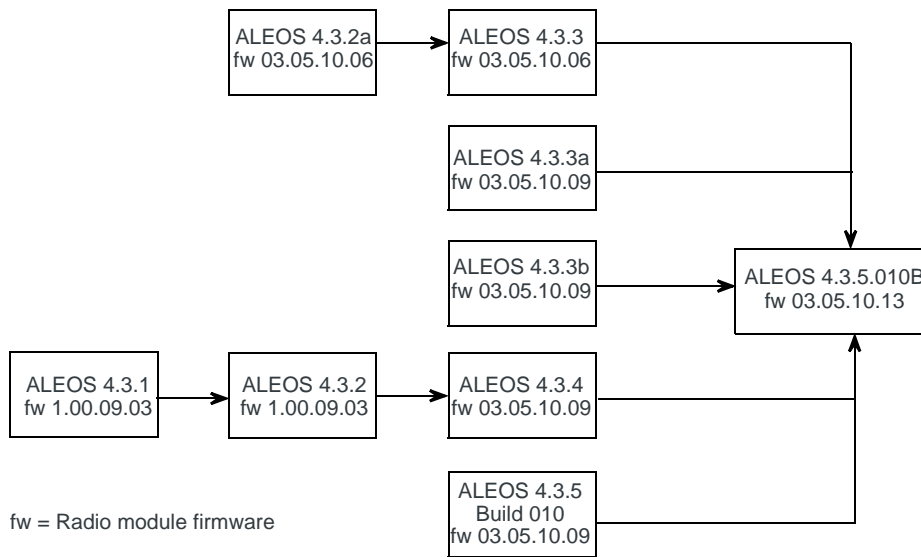


Figure 2: ALEOS 4.3.5.010B and radio module firmware 3.5.10.13 update paths

- Once the update is complete and the device has rebooted, go to the Status > About screen in ACEmanager and confirm the following values, as shown in Figure 3:
 - Radio Firmware Version is 03.05.10.13.
 - ALEOS Software Version is 4.3.5.
 - ALEOS Build number is 010B.

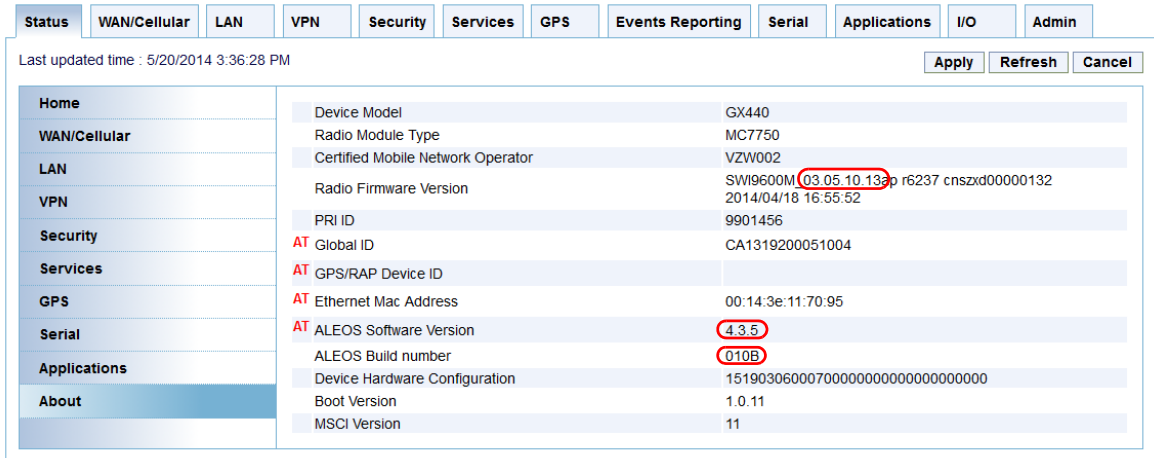


Figure 3: ACEmanager: Status > About after update to ALEOS 4.3.5.010B

Update the Device using AVMS

To update the AirLink device using AirVantage Management Service (AVMS):

- Go to <http://na.airvantage.net/start> and log in.
- Follow the instructions in the online AVMS documentation to update the ALEOS software and radio module firmware.

When the update is complete, the Radio Firmware Version, ALEOS Software Version, and ALEOS Build number should match those shown in Figure 3.