



Application Note

Bluetooth End Product Listing



SIERRA
WIRELESS®

41110717
Rev 1

Important Notice

Due to the nature of wireless communications, transmission and reception of data can never be guaranteed. Data may be delayed, corrupted (i.e., have errors) or be totally lost. Although significant delays or losses of data are rare when wireless devices such as the Sierra Wireless modem are used in a normal manner with a well-constructed network, the Sierra Wireless modem should not be used in situations where failure to transmit or receive data could result in damage of any kind to the user or any other party, including but not limited to personal injury, death, or loss of property. Sierra Wireless accepts no responsibility for damages of any kind resulting from delays or errors in data transmitted or received using the Sierra Wireless modem, or for failure of the Sierra Wireless modem to transmit or receive such data.

Safety and Hazards

Do not operate the Sierra Wireless modem in areas where blasting is in progress, where explosive atmospheres may be present, near medical equipment, near life support equipment, or any equipment which may be susceptible to any form of radio interference. In such areas, the Sierra Wireless modem **MUST BE POWERED OFF**. The Sierra Wireless modem can transmit signals that could interfere with this equipment.

Do not operate the Sierra Wireless modem in any aircraft, whether the aircraft is on the ground or in flight. In aircraft, the Sierra Wireless modem **MUST BE POWERED OFF**. When operating, the Sierra Wireless modem can transmit signals that could interfere with various onboard systems.

Note: Some airlines may permit the use of cellular phones while the aircraft is on the ground and the door is open. Sierra Wireless modems may be used at this time.

The driver or operator of any vehicle should not operate the Sierra Wireless modem while in control of a vehicle. Doing so will detract from the driver or operator's control and operation of that vehicle. In some states and provinces, operating such communications devices while in control of a vehicle is an offence.

Limitation of Liability

The information in this manual is subject to change without notice and does not represent a commitment on the part of Sierra Wireless. SIERRA WIRELESS AND ITS AFFILIATES SPECIFICALLY DISCLAIM LIABILITY FOR ANY AND ALL DIRECT, INDIRECT, SPECIAL, GENERAL, INCIDENTAL, CONSEQUENTIAL, PUNITIVE OR EXEMPLARY DAMAGES INCLUDING, BUT NOT LIMITED TO, LOSS OF PROFITS OR REVENUE OR ANTICIPATED PROFITS OR REVENUE ARISING OUT OF THE USE OR INABILITY TO USE ANY SIERRA WIRELESS PRODUCT, EVEN IF SIERRA WIRELESS AND/OR ITS AFFILIATES HAS BEEN ADVISED OF THE POSSIBILITY OF SUCH DAMAGES OR THEY ARE FORESEEABLE OR FOR CLAIMS BY ANY THIRD PARTY.

Notwithstanding the foregoing, in no event shall Sierra Wireless and/or its affiliates aggregate liability arising under or in connection with the Sierra Wireless product, regardless of the number of events, occurrences, or claims giving rise to liability, be in excess of the price paid by the purchaser for the Sierra Wireless product.

Patents

This product may contain technology developed by or for Sierra Wireless Inc. This product includes technology licensed from QUALCOMM®. This product is manufactured or sold by Sierra Wireless Inc. or its affiliates under one or more patents licensed from InterDigital Group and MMP Portfolio Licensing.

Copyright

© 2017 Sierra Wireless. All rights reserved.

Trademarks

Sierra Wireless®, AirPrime®, AirLink®, AirVantage® and the Sierra Wireless logo are registered trademarks of Sierra Wireless.

Windows® and Windows Vista® are registered trademarks of Microsoft Corporation.

Macintosh® and Mac OS X® are registered trademarks of Apple Inc., registered in the U.S. and other countries.

QUALCOMM® is a registered trademark of QUALCOMM Incorporated. Used under license.

Other trademarks are the property of their respective owners.

Contact Information

Sales information and technical support, including warranty and returns	Web: sierrawireless.com/company/contact-us/ Global toll-free number: 1-877-687-7795 6:00 am to 6:00 pm PST
Corporate and product information	Web: sierrawireless.com

Revision History

Revision number	Release date	Changes
1	March 6, 2017	Initial Draft

Contents

Bluetooth End Product Listing	5
How to Product an End Product Listing	7
BlueCreation Qualified Design IDs	11
Questions and Answers	12

>> 1: Bluetooth End Product Listing

- The *Bluetooth SIG* requires every commercially available product implementing Bluetooth technology to be listed on the Bluetooth SIG *End Product Listing* (EPL).
- Listing your Bluetooth product, declares that you:
 - Verify conformance
 - Promote interoperability
 - Grant IP license
 - Have Bluetooth logo and word mark usage rights
- The End Product Listing is a simple process and can be done via the Bluetooth SIG web site.
- EPL benefits its members by providing a free marketing tool using Bluetooth.com and Bluetooth.org websites. The EPL is the authoritative place for consumers and manufacturers to find all qualified Bluetooth enabled products.

Note: Since February 1st 2014 Bluetooth EPL is no longer free of charge. The fees are listed [here](#).

- Qualification of Bluetooth products is necessary. Members are able to inherit the qualification status and results of any Bluetooth Compliant Portion obtained from a supplier.
- There is no fee incurred currently for Qualified Design ID's.
- Each member is required to declare, for each of their products and the portions of the Bluetooth Specification they are compliant with. For this, members will be issued a Declaration ID and pay a listing fee. Products using identical or unchanged Bluetooth Compliant Portions may appear under the same listing or Declaration ID at no additional fee.
- The fee for each Declaration ID is currently \$4000 for Associate and Promoter Members and \$8000 for Adopter Members.
- Adopter membership is free of charge and Associate membership costs \$7500 per year.
- Through the Bluetooth SIG "Innovation Incentive Program" discounted listing fees will be eligible for small companies and start-ups. The program allows member companies with less than one million USD (\$1,000,000) in annual revenues and no prior listings (Declarations, QDLs or EPLs) to declare a product for \$2500.
- The Profile Tuning Suite (PTS) is now free to all members (previously it was free only to Associate members and \$7500 to all other members). The PTS is a powerful, software-based testing tool that automates protocol and profile interoperability testing.
- Associate members enjoy many discounts not available to Adopter members including 50 percent off the new listing fees and the ability to take part in specification development.
- First you need to become a member of the Bluetooth SIG:
 - Introduction to Membership:
<https://www.bluetooth.org/Membership/benefits.htm>
 - New to the Bluetooth SIG:
<https://www.bluetooth.org/en-us/members/new-to-the-sig>
 - Getting started with the Bluetooth SIG:
<https://www.bluetooth.org/en-us/members/getting-started-with-sig>

- Become a Member:

<https://www.bluetooth.org/login/register/>

- All Blue Creation Bluetooth Products have a unique QDID and they have been tested and approved for interoperability – No compliance testing is therefore needed by the end user.
- You are still required to complete the Declaration of Compliance (DoC) with a Declaration ID – Your declaration will include a list of all products that implement the referenced QDID.
- The Bluetooth SIG website's listing interface is used to create the reference listing.
- A single Declaration ID may contain multiple products if each one implements the same referenced QDID.

2: How to Product an End Product Listing

1. Navigate via an Internet Browser to www.bluetooth.org.
2. Login.

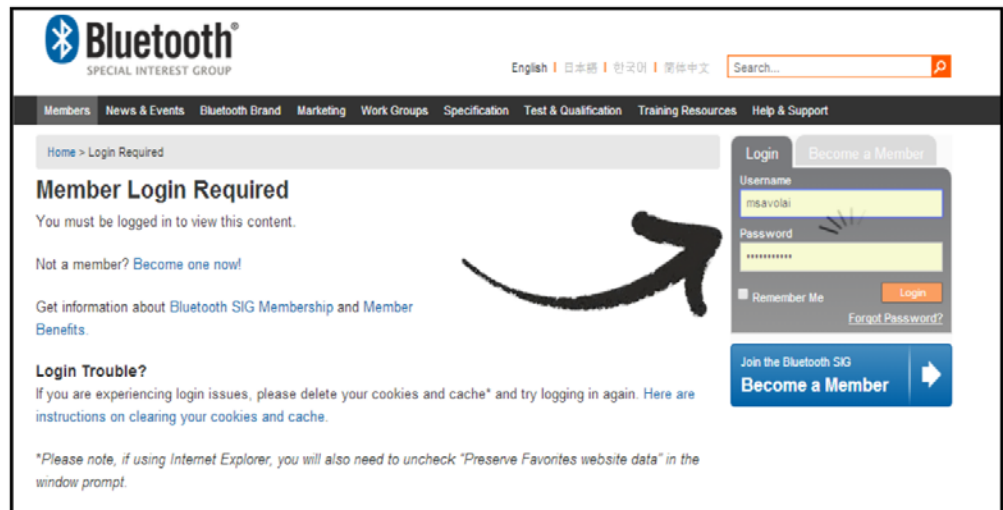


Figure 2-1: Member Login Screen

3. Select the tab 'Test & Qualification'.

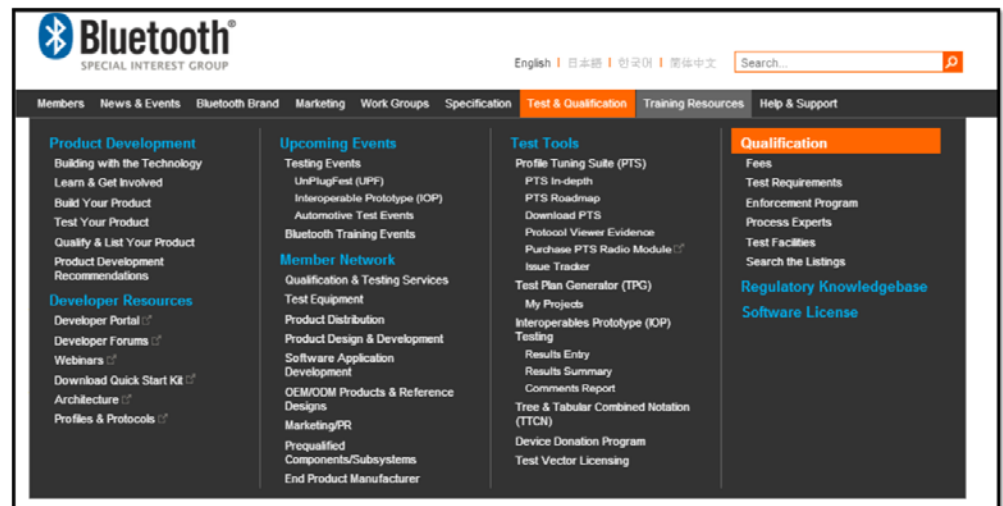


Figure 2-2: Selecting Test and Qualifications

4. All Blue Creation products are tested and pre-approved components, so all you need to complete is the declaration.
5. In order to do this, navigate to **Start B: Declaration and Listing** and then select **Create a Listing**.

Start B: Declaration and Listing

All members implementing Bluetooth wireless technology into a product must complete a Declaration of Compliance (DoC) and Listing for the Qualified Design they built, changed, used or branded. A Listing may include multiple products if each product implements the same Qualified Design referenced in the DoC.

[Create a Listing](#)

Step	Process Description	Help Resources
1.	Purchase a Declaration ID Price depends on membership level <ul style="list-style-type: none">• \$4,000 USD for Associates• \$8,000 USD for Adopters• \$2,500 USD for Innovation Incentive Program (up to 2 Declaration IDs may be purchased. (Conditions apply)	Membership Overview
2.	Create a New Listing Using the online Qualification Listing Interface (QLI): <ol style="list-style-type: none">1. Reference the new project or QDID(s) of the Qualified Design(s) being declared2. List your product(s)	Search Listings
3.	Sign a Declaration of Compliance (DoC) There are two versions of the DoC: <ul style="list-style-type: none">• New or changed Qualified Designs• Used or branded Qualified Designs <p>The QLI will automatically generate the correct version based on your selections. The signed DoC must be added to the Compliance Folder of new or changed Qualified Designs (e.g. Start A)</p>	

Figure 2-3: Declaration and Listing Screen

6. A Declaration ID can then be purchased from here using either a credit/debit Card or an invoice.

Purchase Declaration ID

Declaration Type* [View your company's available Declaration ID\(s\).](#)

Billing Information

Payment Method* Credit Card
 Invoice

Card Type*

Card Number*

Expiration Date*

Cardholder Name*

Billing Address 1*


Billing Address 2

City*

State/Region*

Zip/Postal Code*

Country*



Refund Policy:
Requests for refunds can be obtained from the Bluetooth SIG provided the Member has not yet completed a Declaration.
A 10% processing fee will be deducted from the balance to be refunded back to your credit card.

Figure 2-4: Purchase Declaration ID Screen

7. Once a Declaration ID has been purchased you can then begin to create a new listing.
8. Select the *Blue Creation Bluetooth Module* you are using into the Controller Subsystem field (e.g. BC127).
9. Select the *Blue Creation Bluetooth Software* you are using into the Host Subsystem field (e.g. Melody).
10. Follow the on-screen instructions to complete your listing.

Listing Process: Step One

Step 1: Design Reference / Step 2: Product Listing / Step 3: Declaration / Step 4: Review

You do not have any projects that are ready to be Listed at this time. Check the status of your existing projects on the [My Projects](#) page, or [create a project](#).

Listing Type* GATT based Profile Client (App)
 New Listing

Reference a Qualified Design

End Product

Controller Subsystem

Host Subsystem

Profile Subsystem

[+ Add another Profile Subsystem](#)

Select from My Projects (No projects available)

Declaration ID*
[Purchase Declaration ID](#)

Listing Date*

* Required Fields

Figure 2-5: Completing the Listing

3: BlueCreation Qualified Design IDs

Table 3-1: Blue Creation Qualified Design IDs

QDID	QDL	Name	Declaration ID	Company	Product Type	Spec Name	Date
45529	Yes	BC127 (BlueCreation)	B020802	Cambridge Executive Limited	Controller Subsystem	4.0	03/04/2013
40595	Yes	MiniStak	B019964	Cambridge Executive Limited	Host Subsystem	4.0	30/08/2012
39648	Yes	Melody 5.x (BlueCreation)	B019755	Cambridge Executive Limited	Host Subsystem	4.0	22/07/2012
73171	Yes	Melody 6.x (BlueCreation)	D028996	Cambridge Executive Limited	Host Subsystem	4.2	09/12/2015
63331	Yes	BC118/BC119		Cambridge Executive Limited	Controller Subsystem	4.1	10/12/2014
55456	Yes	CSR μ Energy		Cambridge Executive Limited	Host Subsystem	4.1	10/12/2014

>> 4: Questions and Answers

Q: If I were to release new products using the same design after I completed my declaration will I incur any fee?

A: Members owning the original QDL will be able to add new products implementing the design to the listing without paying additional fees or creating a brand new listing. Members implementing another member's Qualified Design will be required to purchase a Declaration ID and create a new listing for the new product.

Q: If I make any changes to the form factor of my product, is a new Declaration ID required?

A: If the change does not affect the Qualified Design then a new Declaration ID is not required. The resulting change(s) to a product that does not affect the Qualified Design is considered a new product that must be added to your product list associated with your existing Declaration ID.

Q: As an Adopter Member will I have to pay USD 8,000 for my Bluetooth product?

A: Yes, the listing fee for one product is \$8000 for Adopter members. If you are doing more than one product within a 12-month period, consider upgrading to an Associate membership. If you qualify as a Small Associate member, your annual membership fee is \$7500, and your listing fee is reduced by 50 percent, to \$4000. If you have not listed any products with the Bluetooth SIG (QDLs, EPLs, Declarations), and your annual revenue is less than one million USD, you may qualify for the Innovation Incentive Program. If you satisfy the program criteria and are approved, you can purchase a declaration for \$2500.

Q: Are the Bluetooth marks still available for use if the product was previously listed/qualified?

A: Yes. Any Bluetooth enabled product previously passing the Bluetooth SIG qualification process continues to be eligible to use the appropriate Bluetooth marks.