

Logging In To ATP

Website:

<https://secure.reged.com/TrainingPlatform/>

The screenshot displays the RegEd website's training platform interface. At the top, there is a navigation bar with links for TRAINING PLATFORM, RULES AND REGULATIONS, NEWS, CONTACT US, and ABOUT US. The main header features the IRI (Insured Retirement Institute) logo and the RegEd logo. A login section on the right includes fields for 'Login Email Address' and 'Password', with options to 'Save User Name' and a 'Go' button. Below the header, a welcome message states: 'Welcome to the industry's largest and most comprehensive annuities training platform. Log in now to experience our real-time reciprocity and requirements tracking engine and meet your training requirements today.'

The main content area is divided into three columns. The left column, titled 'Participating Carriers', lists 'AIG Annuities' and includes a link to 'Click here for a full list of participating carriers.' The middle column features a map of the United States with states color-coded to indicate reciprocity status: dark purple for 'Adopted Requirement', light purple for 'Requirement Pending Adoption', and grey for 'No Requirements Pending Adoption'. A legend below the map explains these categories. The right column, titled 'Producers Get Started', provides a three-step process: 1. Register online and create a profile, 2. Complete your state-mandated annuity training, and 3. Complete Carrier-specific courses as they are assigned to you. Below this, there is a section for 'Other Available CE Courses' and a 'News' section with recent announcements, including RegEd being named a Best Mid-Size Technology Company and receiving a 2012 NCTA award.

At the bottom of the main content area, there is a link to 'Download our FAQ here.' and contact information for producers (info@reged.com) and carriers (sales@reged.com). The footer of the website includes the copyright notice '©2010-2015 RegEd'.

Logging In To ATP

Enter email and password
here to log into RegEd ATP

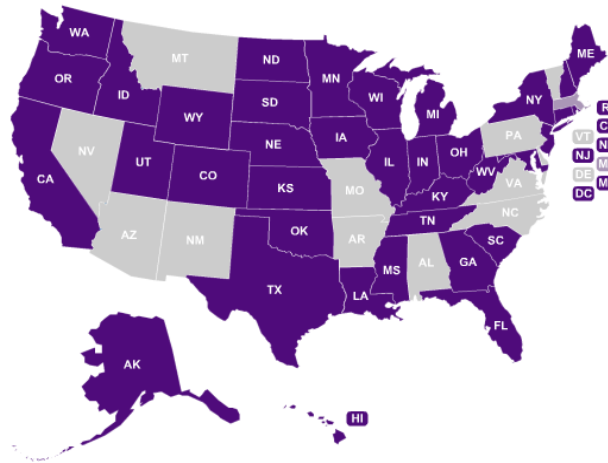
Login Email Address:
Password:
☐ Save User Name
Forgot my password? [Go](#)

Welcome to the industry's largest and most comprehensive annuities training platform. Log in now to experience our real-time reciprocity and requirements tracking engine and meet your training requirements today.

Participating Carriers

AIG Annuities

[Click here for a full list of participating carriers.](#)



[Download our FAQ here.](#)

Producers: Contact us at info@reged.com
Carriers: Contact us at sales@reged.com

Producers Get Started

1. [Register online](#) and create a profile.
2. Complete your state-mandated annuity training.
3. Complete Carrier-specific courses as they are assigned to you.

[Other Available CE Courses](#)

News

- RegEd Named Best Mid-Size Technology Company by the North Carolina Technology Association
- StoneRiver Risk and Compliance Acquires Compliance Assurance Corporation
- RegEd Receives Double Nomination for 2012 NCTA 21 Awards

©2010-2015 RegEd

Logging In To ATP: First Time Registration

The screenshot displays the RegEd website interface. At the top left is the IRI (Insured Retirement Institute) logo. To its right is the RegEd logo. Further right are login fields for 'Login Email Address' and 'Password', with a 'Save User Name' checkbox and a 'Forgot my password?' link. Below these are navigation links: 'TRAINING PLATFORM >>', 'RULES AND REGULATIONS', 'News', 'CONTACT US', and 'ABOUT US'. A central banner reads: 'Welcome to the industry's largest and most comprehensive annuities training platform. Log in now to experience our real-time reciprocity and requirements tracking engine and meet your training requirements today.' Below the banner is a map of the United States with state abbreviations. A legend indicates: 'Adopted Requirement' (dark purple), 'Requirement Pending Adoption' (light purple), and 'No Requirements Pending Adoption' (grey). A yellow arrow points from the text 'If you don't have a login, click on the register online button to register.' to the 'Producers Get Started' box. This box contains a list: 1. Register online and create a profile. 2. Complete your state-mandated annuity training. 3. Complete Carrier-specific courses as they are assigned to you. To the right of the list are state abbreviations: RI, CT, VT, NH, NJ, MA, DE, MD. Below the list is a button 'Other Available CE Courses' with a right arrow. At the bottom right is a 'News' section with three items: 'RegEd Named Best Mid-Size Technology Company by the North Carolina Technology Association', 'StoneRiver Risk and Compliance Acquires Compliance Assurance Corporation', and 'RegEd Receives Double Nomination for 2012 NCTA 21 Awards'. At the bottom left of the map area is a link: 'Click here for a full list of participating carriers.' At the bottom center are links: 'Download our FAQ here.', 'Producers: Contact us at info@reged.com', and 'Carriers: Contact us at sales@reged.com'. At the bottom right is the copyright notice: '©2010-2015 RegEd'.

Insured Retirement Institute

RegEd

Login Email Address:
Password:
☐ Save User Name
Forgot my password? [Go](#)

TRAINING PLATFORM >> RULES AND REGULATIONS News CONTACT US ABOUT US

Welcome to the industry's largest and most comprehensive annuities training platform. Log in now to experience our real-time reciprocity and requirements tracking engine and meet your training requirements today.

Part

If you don't have a login, click on the register online button to register.

Producers Get Started

1. [Register online](#) and create a profile.
2. Complete your state-mandated annuity training.
3. Complete Carrier-specific courses as they are assigned to you.

RI CT VT NH NJ MA DE MD

Other Available CE Courses

News

- RegEd Named Best Mid-Size Technology Company by the North Carolina Technology Association
- StoneRiver Risk and Compliance Acquires Compliance Assurance Corporation
- RegEd Receives Double Nomination for 2012 NCTA 21 Awards

Click here for a full list of participating carriers.

Download our FAQ here.

Producers: Contact us at info@reged.com
Carriers: Contact us at sales@reged.com

©2010-2015 RegEd

Logging In To ATP: First Time Registration

This is the form you will see when you click on the “register online” link.

To register, you will need to fill out this form, including your social security number (SSN) and National Producer Number (NPN). These fields are highlighted on the screen print.

Once you have filled out this form, click the register button.

The screenshot shows the 'RegEd Self Registration' form. It is divided into several sections: 'Login Information' (with fields for email, password, and security questions), 'Identifying Information' (with fields for SSN, NPN, and date of birth), 'Business Address' (with fields for address, city, state, and zip), 'Shipping Information' (with a radio button to select shipping address), 'Home Information' (with a radio button to select home address), and 'Terms of Service' (with a checkbox to accept terms). The 'Social Security #' and 'National Producer Number (NPN)' fields are highlighted in yellow. At the bottom, there are 'Register' and 'Clear Form' buttons. A red asterisk indicates required fields. The form also includes a 'Secured by Thawte' logo and a note about SSL certificates.

Logging In: Main RegEd Site

RegEd has multiple websites.

These are directions on how to login from other sites: www.reged.com



The screenshot shows the RegEd website interface. At the top, there is a navigation bar with links for "Redeem CE Coupon", "Course Catalog", and "Secure Login". The "Secure Login" link is highlighted with a red rectangular box. Below the navigation bar, there is a large banner area with the headline "Conflicts-of-Interest is High on FINRA's Radar. Do You Have a Plan?" and a "Learn More" button. A large yellow arrow with a red outline points upwards towards the "Secure Login" link, with the text "Click on Secure Login" written inside the arrow. Below the banner, there is a purple bar with links for "Broker-Dealers", "Investment Advisors", "Insurance Companies", and "Holding Companies". At the bottom, there are three columns of content, each with an image and a title:

- 

Identify Risk Before It Happens with SCORE Risk Control Center.
- 

Strengthen Organizational Alignment and Governance.
- 

Squeeze Out Inefficiency, Bake in Compliance.

Logging In: Main RegEd Site

On this screen you need to click on “Annuity Training Platform (ATP)” Link. This will take you to the ATP site and you will follow previous directions to login.

RegEd


Secure Log In

* User Name:

* Password:

* Company Code:

☐ Save User Name and Company Code

 [Forgot your password?](#)

[Quick Answers for Login Problems](#) (* denotes required field)

Login Assistance? Click [here](#) for Live Chat

Other RegEd Sites

[Annuity Training Platform \(ATP\) »](#)

[Xchange »](#)

[CEAuthority »](#)

[Financial Training »](#)

[Social Media Archiving & Compliance »](#)

Home ■ Contact Us ■ Privacy ■ Customer Support

NOA
North American Company
for Life and Health Insurance

Click Here

Navigating RegEd

Once an Agent has logged in – this is the screen they will see:

The screenshot displays the RegEd web application interface. At the top left is the IRI logo and the RegEd text. A vertical menu on the left lists: Welcome, Producer Status, Enter Product Code, Optional Insurance CE, My Certificates, My Account, FAQs, Midland National Life Insurance Company, and North American Company for Life & Health Insurance. The main content area is titled 'Producer Status' and contains two sections. The first section, 'Annuities State Suitability Compliance Summary', shows a table with columns: State (Iowa), Resident? (Yes), Requirement Met? (Yes), Product Type (Fixed & Variable), and Course Status (View My Courses). Below this is a button 'Manage My State Suitability Requirements'. The second section, 'Carrier-Specific Product Training', lists training requirements for the North American Company for Life & Health Insurance. It includes a table with columns for the requirement name, date, and status, with buttons to 'Go To Requirement' for each item.

State	Resident?	Requirement Met?	Product Type	Course Status
Iowa	Yes	Yes	Fixed & Variable	View My Courses

[Manage My State Suitability Requirements](#)


Carrier-Specific Product Training

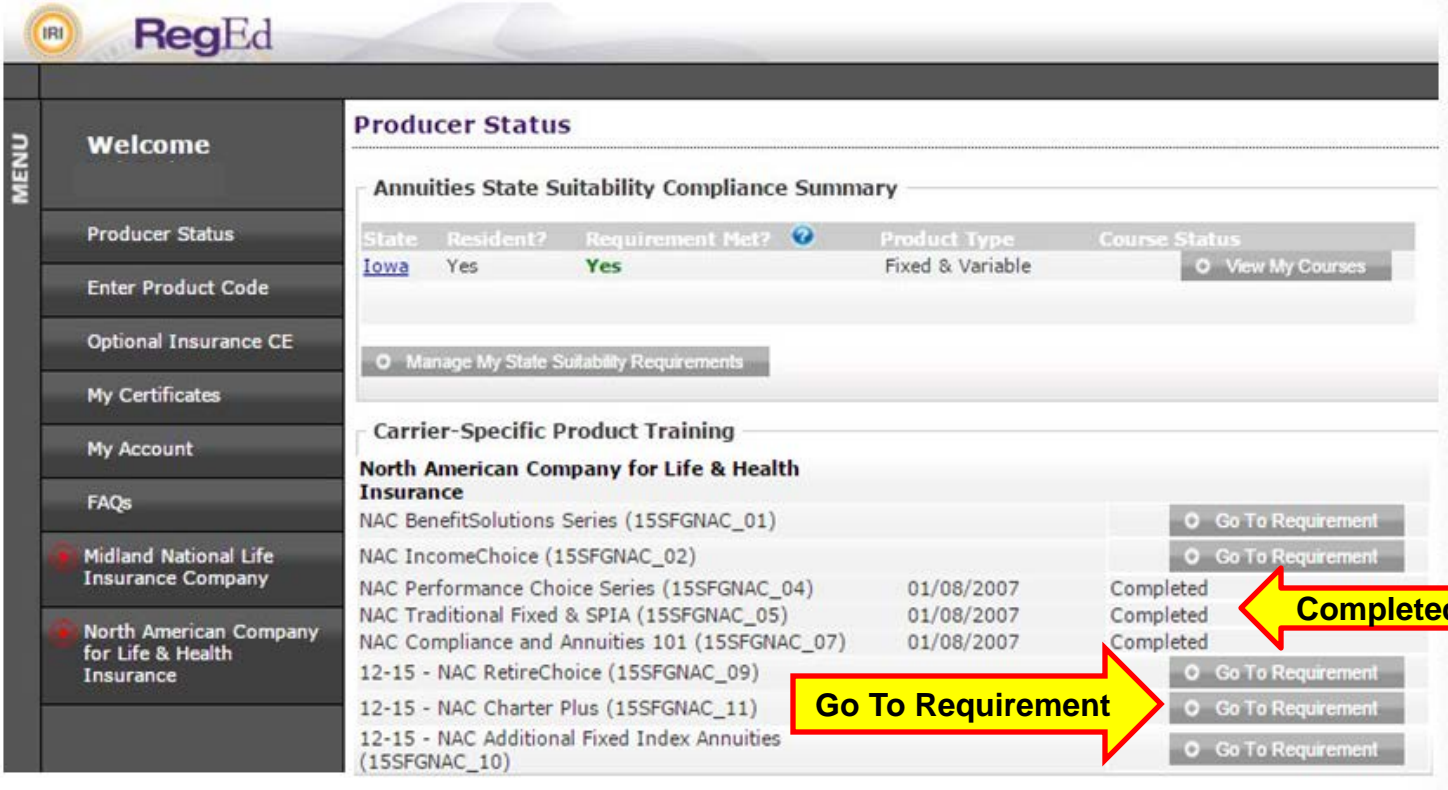
North American Company for Life & Health Insurance

NAC BenefitSolutions Series (15SFGNAC_01)		Go To Requirement
NAC IncomeChoice (15SFGNAC_02)		Go To Requirement
NAC Performance Choice Series (15SFGNAC_04)	01/08/2007	Completed
NAC Traditional Fixed & SPIA (15SFGNAC_05)	01/08/2007	Completed
NAC Compliance and Annuities 101 (15SFGNAC_07)	01/08/2007	Completed
12-15 - NAC RetireChoice (15SFGNAC_09)		Go To Requirement
12-15 - NAC Charter Plus (15SFGNAC_11)		Go To Requirement
12-15 - NAC Additional Fixed Index Annuities (15SFGNAC_10)		Go To Requirement

Navigating RegEd

Courses that are already completed will be marked “**completed**” and the agent can no longer review them.

Courses that are not yet completed will have this symbol by them:  In order to take these course, the agent will click on the “Go To Requirement” Button.



The screenshot displays the RegEd web application interface. On the left is a vertical menu with options: Welcome, Producer Status, Enter Product Code, Optional Insurance CE, My Certificates, My Account, FAQs, Midland National Life Insurance Company, and North American Company for Life & Health Insurance. The main content area is titled 'Producer Status' and includes a section for 'Annuities State Suitability Compliance Summary'. Below this is a table with columns: State, Resident?, Requirement Met?, Product Type, and Course Status. The table shows data for Iowa, with Requirement Met? marked 'Yes' and a 'View My Courses' button. Below the table is a 'Manage My State Suitability Requirements' button. Another section, 'Carrier-Specific Product Training', lists courses for North American Company for Life & Health Insurance. The table lists several courses with their completion status. Two red arrows point to the 'Completed' status: one from the 'Completed' text and another from the 'Go To Requirement' button.

State	Resident?	Requirement Met?	Product Type	Course Status
Iowa	Yes	Yes	Fixed & Variable	<input type="button" value="View My Courses"/>

Carrier-Specific Product Training

North American Company for Life & Health Insurance

Course Name	Completion Date	Course Status
NAC BenefitSolutions Series (15SFGNAC_01)		<input type="button" value="Go To Requirement"/>
NAC IncomeChoice (15SFGNAC_02)		<input type="button" value="Go To Requirement"/>
NAC Performance Choice Series (15SFGNAC_04)	01/08/2007	Completed
NAC Traditional Fixed & SPIA (15SFGNAC_05)	01/08/2007	Completed
NAC Compliance and Annuities 101 (15SFGNAC_07)	01/08/2007	Completed
12-15 - NAC RetireChoice (15SFGNAC_09)		<input type="button" value="Go To Requirement"/>
12-15 - NAC Charter Plus (15SFGNAC_11)		<input type="button" value="Go To Requirement"/>
12-15 - NAC Additional Fixed Index Annuities (15SFGNAC_10)		<input type="button" value="Go To Requirement"/>

Navigating RegEd

If an agent wants to take a course that is NOT assigned to them, they will click on the “Enter Product Code” Button


The screenshot shows the RegEd website interface. On the left is a vertical menu with the following items: Welcome, Producer Status, Enter Product Code (highlighted with a red box), Optional Insurance CE, My Certificates, My Account, FAQs, Midland National Life Insurance Company, and North American Company for Life & Health Insurance. The main content area is titled 'Producer Status' and contains two sections. The first section is 'Annuities State Suitability Compliance Summary' and includes a table with columns: 'Requirement Met?', 'Product Type', and 'Course Status'. The second section is 'Carrier-Specific Product Training' for the 'North American Company for Life & Health Insurance'. It lists several training modules with their IDs, dates, and completion status, each with a 'Go To Requirement' button.

Requirement Met?	Product Type	Course Status
	Fixed & Variable	View My Courses

Carrier-Specific Product Training			
North American Company for Life & Health Insurance			
NAC BenefitSolutions Series (15SFGNAC_01)			Go To Requirement
NAC IncomeChoice (15SFGNAC_02)			Go To Requirement
NAC Performance Choice Series (15SFGNAC_04)		01/08/2007	Completed
NAC Traditional Fixed & SPIA (15SFGNAC_05)		01/08/2007	Completed
NAC Compliance and Annuities 101 (15SFGNAC_07)		01/08/2007	Completed
12-15 - NAC RetireChoice (15SFGNAC_09)			Go To Requirement
12-15 - NAC Charter Plus (15SFGNAC_11)			Go To Requirement
12-15 - NAC Additional Fixed Index Annuities (15SFGNAC_10)			Go To Requirement

Navigating RegEd

The agent needs to enter the Product Code in that correct field and then click submit. This will allow them to see the training on their Producer Status Screen

**RegEd**

MENU

Welco
Lori Bochner

Producer Status

Enter Product Code

Optional Insurance CE

My Certificates

My Account

FAQs

Midland National Life Insurance Company

North American Company for Life & Health Insurance

Just-In-Time Product Training

Please supply the Product Code provided by your carrier below.

After you supply the Product Code your assigned carrier-specific requirement(s) will appear on your Producer Status page to complete. If you do not complete the assigned carrier-specific requirement(s), you may come back and re-enter the Product Code provided at any time to access the requirement(s) again.

Your carrier will be notified of the status of your completion(s).

Product Code:

Submit

Product Code	NAC Module Name
15SFGNAC_01	NAC BenefitSolutions Series
15SFGNAC_13	NAC IncomeChoice With Threshold Participation REV 5-2016
15SFGNAC_09	NAC RetireChoice & Income Pay Plus/Income Pay Riders
15SFGNAC_15	NAC Performance Choice Series With Threshold Participation REV 5-2016
15SFGNAC_05	NAC Traditional Fixed & SPIA
15SFGNAC_10	NAC Additional Fixed Index Annuities & Income Pay Plus/Income Pay Riders
15SFGNAC_07	NAC Compliance and Annuities 101
15SFGNAC_11	NAC Charter Plus & Income Pay Plus/Income Pay Riders

Enter Product Code Here & Click Submit

Navigating RegEd

The agent will now see the training on their Producer Status Screen:

RegEd

MENU

- Welcome
- Producer Status
- Enter Product Code
- Optional Insurance CE
- My Certificates
- My Account
- FAQs
- Midland National Life Insurance Company
- North American Company for Life & Health Insurance

Producer Status

Annuities State Suitability Compliance Summary

State	Resident?	Requirement Met?	Product Type	Course Status
Iowa	Yes	Yes	Fixed & Variable	View My Courses

[Manage My State Suitability Requirements](#)

Carrier-Specific Product Training

North American Company for Life & Health Insurance

NAC BenefitSolutions Series (15SFGNAC_01)		Go To Requirement
NAC IncomeChoice (15SFGNAC_02)		Go To Requirement
NAC Performance Choice Series (15SFGNAC_04)	01/08/2007	Completed
NAC Traditional Fixed & SPIA (15SFGNAC_05)	01/08/2007	Completed
NAC Compliance and Annuities 101 (15SFGNAC_07)	01/08/2007	Completed
12-15 - NAC RetireChoice (15SEGNAC_09)		Go To Requirement
12-15 - NAC Charter Plus (15SFGNAC_11)		Go To Requirement
12-15 - NAC Additional Fixed Index Annuities (15SFGNAC_10)		Go To Requirement

Now Training Shows up!

RegEd Q&A

Why the change to the RegEd platform?

A) RegEd is a well-known vendor. To allow for a simpler, more user-friendly product training format. Courses will be offered by product to allow ala carte selection.

Will current training convert over to RegEd?

A) Yes, Training will convert over to RegEd.

What are the training codes and when would we use them?

A) RegEd allows agents to enter a “product code” if specific training isn’t yet assigned or if they are an agent who is not contracted with us yet. Refer to product code list on page 2.

When and how will new agents get notified of training requirements?

A) The process is exactly the same as today. The only changes are that IF the agent is a RegEd user, they will also get an email from RegEd advising they have new training to take.

How will existing agents be notified of new training requirements?

A) If they are registered with RegEd, they will get an email from RegEd, in addition to communications sent directly from North American.

Can an agent use their Corporate TIN to complete training on RegEd?

A) No, training must be completed under the agent’s Social Security Number.

How can agents check their training requirements and completions?

A) Agents can check training completions and requirements via our website (www.NorthAmericanCompany.com) or RegEd’s website (<https://secure.reged.com/TrainingPlatform/>).

How and when will the training be reflected on North American’s website?

A) 24 hours after the training is completed, training will be reflected on North American’s website.

What is the process when we add a new feature to an existing product (i.e. income rider)?

A) New Product – New Module

B) New Rider/Feature – all modules that it is available on will be updated and “re-assigned” to the agents. Once they re-take 1 module that includes the new feature, the others will update within 24 hours.

How often will the training be required (both compliance and product)? Is recertification still required?

A) The training is now one and done – there is no longer a yearly requirement. The only time agents would need to re-take a module is if a new rider/feature becomes available. For compliance manual, there will be an alternative process identified outside of RegEd. More to come on that.

Call Sales Support with Questions!
866-322-7066

RegEd Q&A - Product Codes

Product Code	NAC Module Name
15SFGNAC_01	NAC BenefitSolutions Series
15SFGNAC_13	NAC IncomeChoice With Threshold Participation REV 5-2016
15SFGNAC_09	NAC RetireChoice & Income Pay Plus/Income Pay Riders
15SFGNAC_16	NAC Performance Choice Series & Income Pay Plus with Threshold Participation REV 8-16
15SFGNAC_05	NAC Traditional Fixed & SPIA
15SFGNAC_10	NAC Additional Fixed Index Annuities & Income Pay Plus/Income Pay Riders
15SFGNAC_07	NAC Compliance and Annuities 101
15SFGNAC_11	NAC Charter Plus

Call Sales Support with Questions!
866-322-7066

RegEd Q&A - Product Codes

Product Code	NAC Module Name
15SFGNAC_01	NAC BenefitSolutions Series
15SFGNAC_13	NAC IncomeChoice With Threshold Participation REV 5-2016
15SFGNAC_09	NAC RetireChoice & Income Pay Plus/Income Pay Riders
15SFGNAC_16	NAC Performance Choice Series & Income Pay Plus with Threshold Participation REV 8-16
15SFGNAC_05	NAC Traditional Fixed & SPIA
15SFGNAC_10	NAC Additional Fixed Index Annuities & Income Pay Plus/Income Pay Riders
15SFGNAC_07	NAC Compliance and Annuities 101
15SFGNAC_11	NAC Charter Plus

Call Sales Support with Questions!
866-322-7066



RegEd Basics

Need To Know Terms

Term	Definition
RegEd	Website that we now use
ATP	Annuity Training Platform – this is the system that RegEd uses for product training.
Product Code	Code entered into RegEd to assign training (only used when training is not automatically assigned).
Producer Status Screen	Screen that shows all current product modules that have been assigned to the agent.