

Penn Mutual Life Ins Co

Group Affiliation: Penn Mutual Group
Address: 600 Dresher Road
 Horsham PA 19044
Phone: 215-956-8000

Domicile: PA
NAIC Number: 67644
Year Established: 1847
Company Type: Mutual

Ratings

A.M. Best Company(Best's Rating, 15 ratings) A+
 Standard & Poor's(Fin. Strength, 20 ratings) A+
 Moody's(Fin. Strength, 21 ratings) Aa3
 Comdex Ranking(Percentile in Rated Companies) 92

Assets & Liabilities

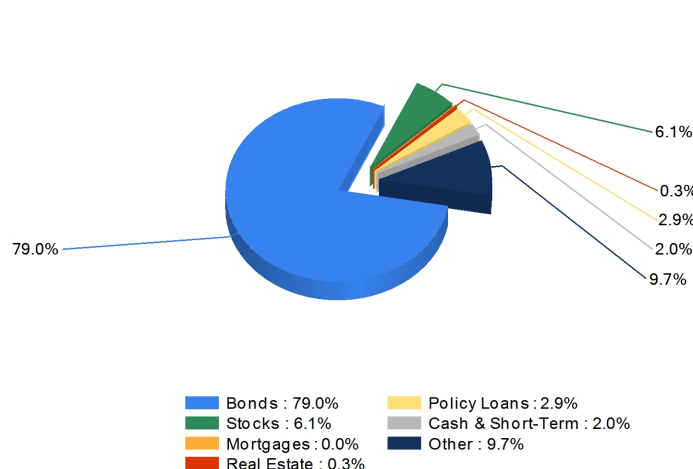
Total Admitted Assets 19,105,797
 Total Liabilities 17,365,181
 Separate Accounts 7,302,608
 Total Surplus & AVR 1,859,142
 As % of General Account Assets 15.8%

Invested Asset Distribution

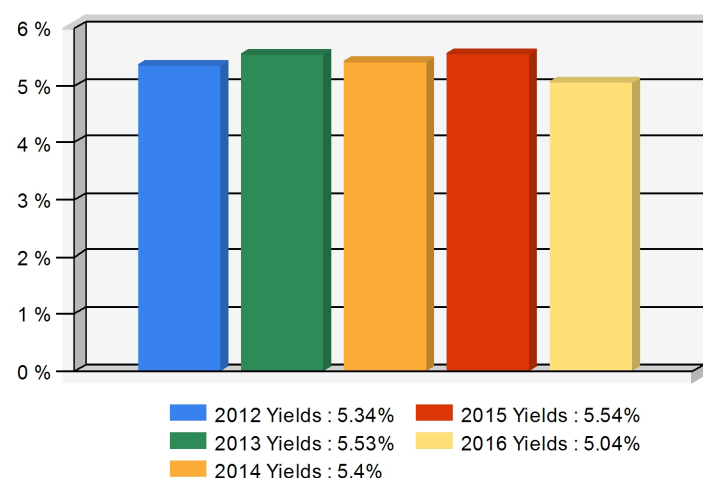
Total Invested Assets 10,925,674

5 Year Investment Yields

5 Year Average 5.37%



Distribution of the invested assets



Net yield on mean invested assets

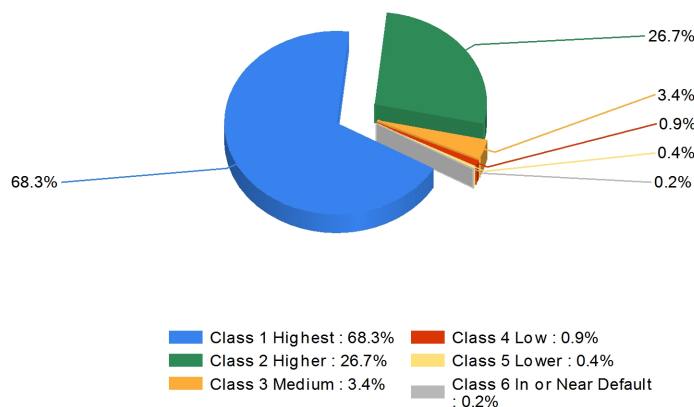
Non-Performing Assets

Bonds In or Near Default 1.0%
 Problem Mortgages 0.0%
 Real Estate Acquired by Foreclosure 0.0%
 Total Non-Performing Assets/Surplus & AVR 1.0%
 As a Percent of Invested Assets 0.2%

Income & Earnings

Total Income 2,337,454
 Net Premiums Written 1,260,809
 Earnings Before Dividends and Taxes 102,395
 Net Operating Earnings 73,419

Bond Quality



Distribution of bond classes

A Best's Financial Strength Rating opinion addresses the relative ability of an insurer to meet its ongoing insurance obligations. It is not a warranty of a company's financial strength and ability to meet its obligations to policyholders. View our Important Notice: Best's Credit Ratings for a disclaimer notice and complete details at <http://www.ambest.com/ratings/notice>.

Data for Year-End 2016 from the life insurance companies' statutory annual statements. All dollar amounts are in thousands. All ratings shown are current as of June 01, 2017.

Presented by: Seixas Milner, Milner Group, 833 Hurricane Shoals Road, Lawrenceville, GA 30043 Phone: (800) 926-9206 Email: Support@milnergroup.com

List of Company Ratings

Company: Penn Mutual Life Ins Co
Domicile: PA
Established: 1847

A.M. Best Company Rating

A+

Superior. Assigned to companies that have, in our opinion, a superior ability to meet their ongoing obligations to policyholders.

Standard & Poor's Financial Strength Rating

A+

An insurer rated 'A' has STRONG financial security characteristics, but is somewhat more likely to be affected by adverse business conditions than are insurers with higher ratings.

Moody's Financial Strength Rating

Aa3

Insurance companies rated Aa offer excellent financial security. Together with the Aaa group, they constitute what are generally known as high-grade companies. They are rated lower than Aaa companies because long-term risks appear somewhat larger.

Comdex Ranking - VitalSigns Composite Index

92

The Comdex gives the average percentile ranking of this company in relation to all other companies that have been rated by the rating services. The Comdex Ranking is the percentage of companies that are rated lower than this company.

A Best's Financial Strength Rating opinion addresses the relative ability of an insurer to meet its ongoing insurance obligations. It is not a warranty of a company's financial strength and ability to meet its obligations to policyholders. View our Important Notice: Best's Credit Ratings for a disclaimer notice and complete details at <http://www.ambest.com/ratings/notice>.

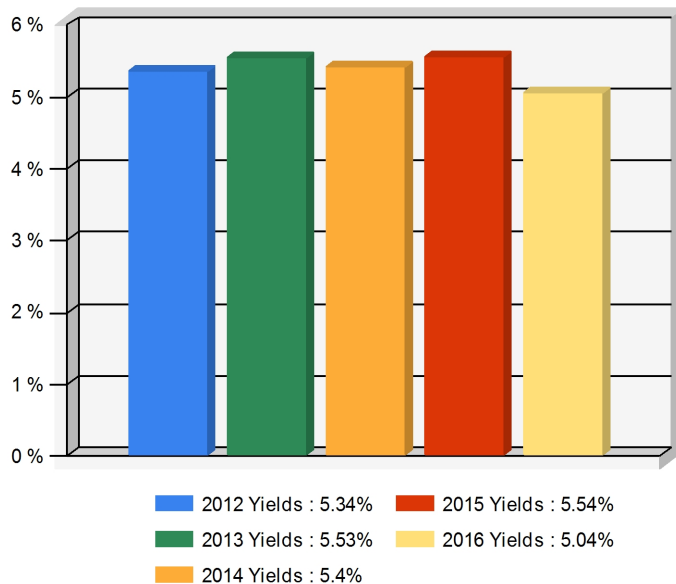
Watch list identifiers follow the ratings if the company is on the rating service's watch list. The identifier indicates a possible upgrade (w+), downgrade (w-), or unknown change (w).

The ratings on this report are current as of June 01, 2017. These ratings have been selected by your life insurance advisor from among the ratings assigned to this insurer.

Presented by: Seixas Milner, Milner Group, 833 Hurricane Shoals Road, Lawrenceville, GA 30043 Phone: (800) 926-9206 Email: Support@milnergroup.com

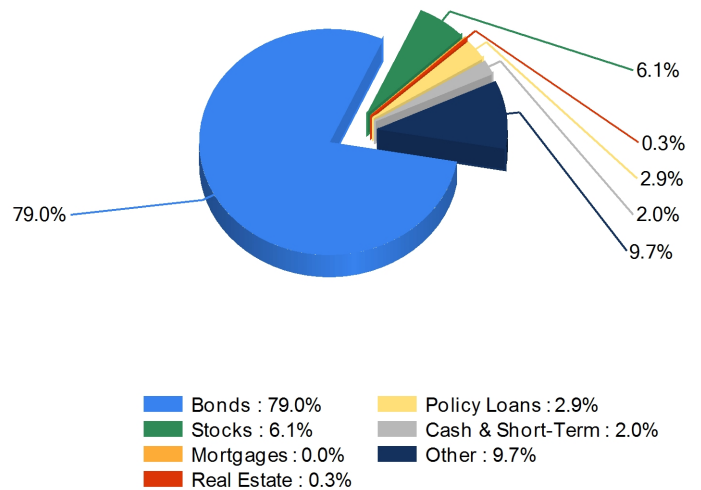
Penn Mutual Life Ins Co

5 Year Investment Yields



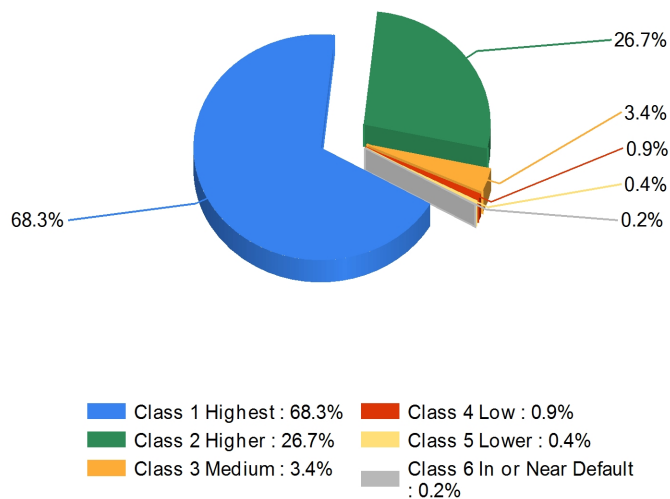
Net yield on mean invested assets

Invested Asset Distribution



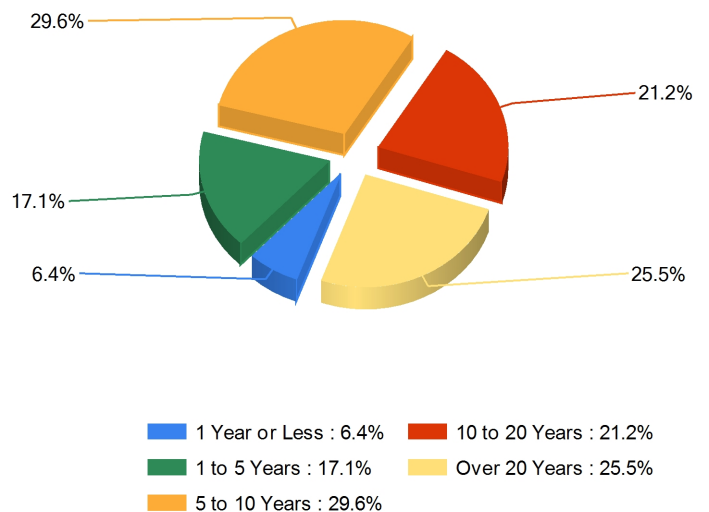
Distribution of the invested assets

Bond Quality



Distribution of bond classes

Bond Maturity



Distribution of bond maturity

Data for Year-End 2016 from the life insurance companies' statutory annual statements. This information represents only one aspect of a company's performance. All dollar amounts are in thousands.

Presented by: Seixas Milner, Milner Group, 833 Hurricane Shoals Road, Lawrenceville, GA 30043 Phone: (800) 926-9206 Email: Support@milnergroup.com