The corner pieces have a notch cut out of the side and rear walls on site, as shown here
This is to allow the horizontal reinforcement to pass around the corner

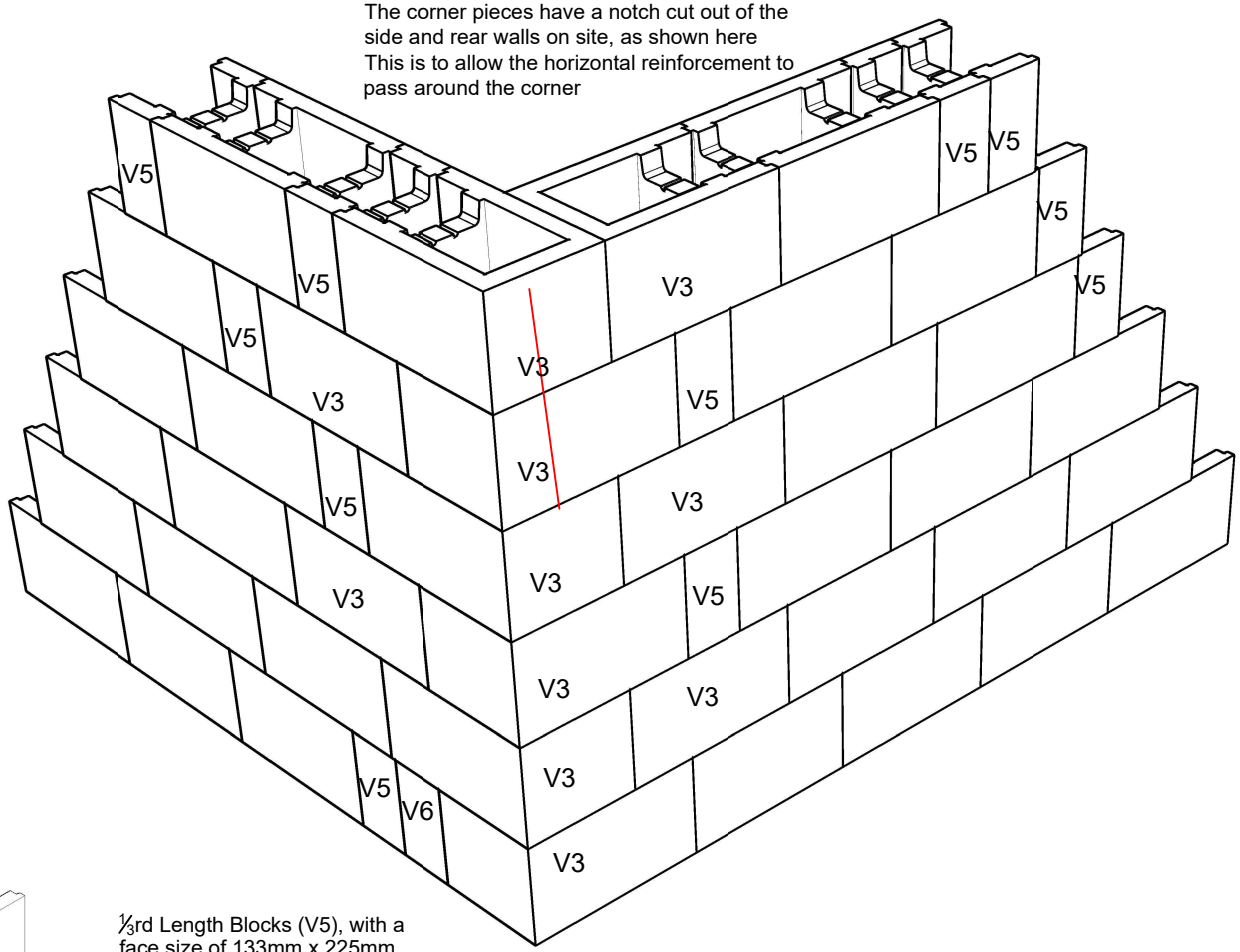

NOTES:

Stepoc 256 can accommodate two layers of reinforcement due to a modification in the design of the web, however as a general rule only a single layer will be required.

Please ensure all calculations are carried out using the correct values for the position of the reinforcement and in accordance with the relevant design standard.

Corner and End Details should be constructed first and any cut blocks incorporated towards the center of the walling section.

Movement joints should be incorporated at maximum 20m centers using the End Detail to finish and start the wall.

Reinforcement shown at minimum possible centers. Final design may allow for increased centers however these must still be multiples of 133mm.

Concrete should be to Structural Engineers specification but no less than C32/40 specification with a slump of no less than 150mm (S4) and a maximum aggregate size of 10mm. Cover to vertical reinforcement should be a minimum of 40mm.

Maximum pour height - 10 courses (2.25m)

Concrete infill - 0.15m³/m²

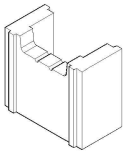

⅓rd Length Blocks (V5), with a face size of 133mm x 225mm

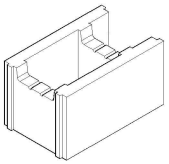

Standard Full Length Stepoc block (V2), with a face size of 400mm x 225mm

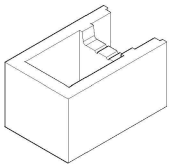

Full Length Plain End Block (V3), with a face size of 400mm x 225mm

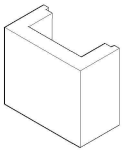

⅓rd Length Plain End Blocks (V6), with a face size of 133mm x 225mm

Blocks are taken to be Full Length Standard Blocks (V2) unless otherwise marked

Project: 256mm Stepoc - Standard Details			Anderton
Title: 90° CORNER DETAIL			Units 1 & 2, Cosgrove Business Park Soot Hill, Anderton Northwich Cheshire CW9 6AA Tel: 0333 234 3434 www.andertonconcrete.co.uk
Drawing Number: ST - 256 - CRN		Rev: C	
Drawn By	Date: 21.05.2019	Scale: NTS	
Approved By	Date		

Anderton Concrete Ltd. 2019 ©

Drawing is supplied by Anderton Concrete Ltd and must not be reproduced or shown to others without prior written consent.