

WE ARE
Landscaping and more.



Ibstock
At the heart of building



CHOOSE TUFF TURF®
THE SOLID ANSWER FOR
GRASSED AREAS



Choose Tuff Turf®

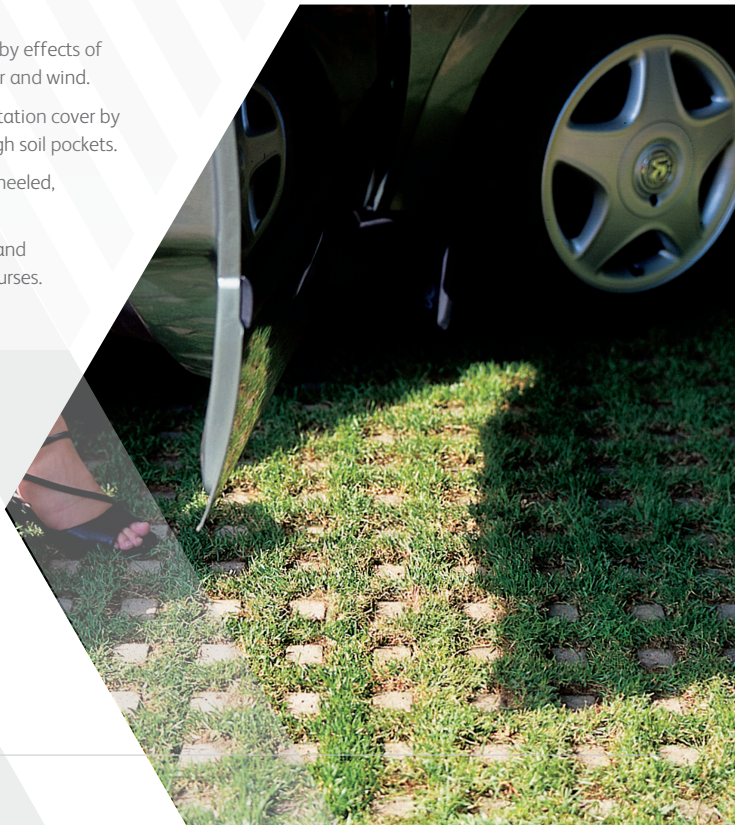

If you require hard standing, a road or a path, or to prevent erosion, there is a product available that fulfills all of these needs whilst retaining a natural appearance.

Tuff Turf is a revolutionary grass concrete system manufactured by Ibstock that gives the ability to create or retain an attractive grass area which combines with it the load bearing strength of concrete.

Benefits

The open grid pattern of **Tuff Turf** grass blocks and the high quality concrete composition have the following distinct benefits.

- Helps to stabilise the underlying material.
- Provides first class conditions for establishing vegetation cover quickly.
- Combats erosion of soil caused by effects of traffic (wheeled and foot), water and wind.
- Prevents washing away of vegetation cover by giving excellent drainage through soil pockets.
- Designed to carry all types of wheeled, pedestrian and animal traffic.
- Can be used on embankments and gradients, as well as in water courses.




Vehicle areas

Tuff Turf grass blocks should be laid on a sub base similar to that of paving, a road or a car park surface. For heavy vehicles the sub base needs to be at least 150mm in depth and should be made up of quarry waste, hardcore or similar. This should then be covered with a 20mm layer of well tamped sharp sand. For light vehicles the layer of sand is all that should be required. We ask that you satisfy yourself about the need and composition of a foundation as all sites differ.


Laying onto horizontal surfaces

On horizontal surfaces there is no need for any jointing after the blocks have been laid in even rows and tamped down. If edge restraints are required, it is recommended that Ibstock Brick screed rail (available in 3 metre lengths, 100 and 150mm depth) is used. It is not normally necessary to cut blocks but this can easily be done by using a cut - off saw with a masonry disc.



Sowing and mowing

It is recommended that specific area usage be discussed with a reputable grass seed supplier, as different mixtures of seed are required for different applications. Sowing rate is approximately 20 grammes per square metre. Mowing is only required periodically on horizontal areas.



Gradients and embankments

Where vehicular access is unlikely, a drainage layer can be provided by using a layer of ballast or similar granular material to effectively bind the surface where the Tuff Turf grass blocks are to be laid. In certain instances the use of a filter membrane will be advantageous.

Laying on embankments

On embankments **Tuff Turf** grass blocks should be laid with the longer (600mm) side across the slope to give better soil retention. The embankment should be stable and blocks can be laid up to an approximate gradient of 40 degrees. It is advised that every second or third block should be staked to give extra stability. Ensure also that vertical joints are staggered on gradients.

Technical details	
Overall size	400 x 600 x 100mm
Coverage	4.167 blocks per m ²
Weight	34kgs (approx.)
Material fill	0.05m ³ (approx.) per m ²
Seeding	20 grammes per m ²
Manufacture Made with Strongcast concrete to a strength of not less than 50N mm ² after 28 days. Produced by machine using low water and a high cement ratio.	



IBSTOCK

Ibstock plc
Leicester Road, ibstock,
Leicestershire, LE67 6HS
www.ibstock.co.uk

T: 03332 343 434 (option2, then option 1)
E: masonry@ibstock.co.uk

Tuff Turf concrete grass blocks are manufactured by Ibstock Brick Limited. Measurements: 600 x 400 x 100mm. Approximately 79 % of the area of the block shall be available for grass and approximately 85 % of the block area shall be available for distribution of load to the underlying areas.

Tuff Turf grass blocks shall be laid by placing closely together directly onto a 20mm blinding layer of sharp sand over a compacted sub-base (150mm) of quarry waste or similar approved unwashed material of 75mm down size. When in position the blocks should be tamped down to ensure total contact between units and sand, thus reducing the risk of differential settlement. Clean, good quality soil/peat mixture shall be levelled below the top surface of the block, sown with grass seed shortly after filling. This shall be covered with a thin layer of fine soil and levelled with a hard broom to just below the top surface.

Ibstock Tuff Turf grass blocks have a wide variety of uses:

Roadways	Farmland and agriculture
Access areas	Parkland
Lay bys	Towpaths
Sports grounds	Embankments
Amenity parking	Lake and riverside areas
Airports	

and many more - **anywhere, in fact that the need for a "green" area is of paramount importance.**



Ibstock
At the heart of building