

DESIGN & SPECIFICATION CONSIDERATIONS

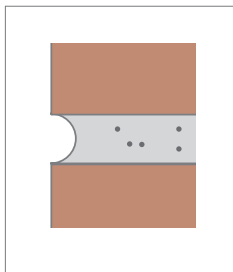
MORTAR JOINT PROFILES

The efficient shedding of water by mortar joints is essential for long term performance of masonry. Masonry that remains saturated is more susceptible to frost and sulphate attack. The choice of joint profile should therefore be based first on performance criteria, with aesthetic considerations being secondary. Tooling of the joints to compact the mortar improves durability and rain-shedding qualities.

The strength of mortar also affects long term durability of brickwork therefore it is recommended to seek advice on what mortar strength and joint profile is most suitable for a particular application and exposure zone.

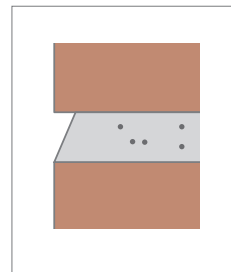
Quality of Workmanship

- The quality of workmanship on site can have an overriding effect on the weather resistance of the brickwork.
- Bricks should be laid on a full bed of mortar.
- Care should be taken to ensure that mortar is not scraped onto the exposed face of the brick.
- All cross joints and collar joints should be fully filled.
- Immediately after the brick is laid, excess mortar should be struck off the external face of the work and off the internal faces of the leaves of cavity walls.



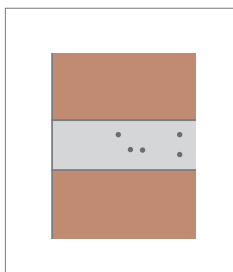
Curved (Bucket Handle)

This joint gives an improved appearance over a flush joint, with little reduction in its strength. Owing to the compressing of the joint and the superior bond, it has good weather resistance and is suitable for all grades of exposure.



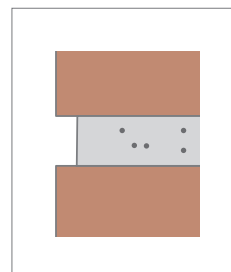
Struck or Weathered (Weather-struck)

This produces a contrasting effect of light and shade on the brickwork. Such joints, when correctly formed, have excellent strength and weather resistance and are suitable for all grades of exposure.



Flush

This gives maximum bearing area and is often favoured when coarse textured bricks are used. With some brick types the finish may appear a little irregular. Suitable for moderate and sheltered exposures as the mortar joint has not been compressed by the finishing tool.



Square Recessed (Raked)

This can produce interesting articulated joints, but weather resistance and strength will be considerably less than with other joints. Use only with frost resistant bricks in sheltered exposure conditions. The recess should not exceed 3-4mm and is not recommended with full fill cavity insulation.

Although the instructions contained in this publication and any other information published by Ibstock Brick Ltd are believed to be accurate at the date of publication, they are strictly for guidance only and Ibstock Brick Ltd accepts no liability in relation to their use or for any losses, howsoever caused. You are responsible for taking all reasonable steps to ensure your use of the product conforms to all applicable health and safety requirements from time to time. If in doubt, please consult appropriately qualified persons. All products sold by Ibstock are sold subject to Ibstock's Terms and Conditions of Sale, a copy of which is available on request.