









# DESIGN & SPECIFICATION CONSIDERATIONS




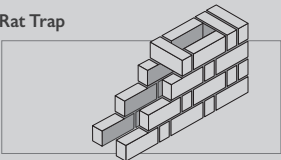
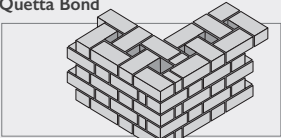
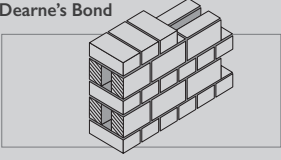

## BRICKWORK BONDS & NET QUANTITIES PER M<sup>2</sup>

	Half brick thick (102mm) assuming half bricks cut on site and best half selected.			One brick thick (215mm)		
	Total	Stretchers	Headers	Total	Stretchers	Headers
<b>Stretcher Bond</b> 	<b>All stretchers 65mm.</b>					
	60	60	0	120	120	0
	<b>73mm</b>					
	54	54	0	108	108	0
<b>Header Bond</b> 	<b>All headers</b> (assuming each brick for a 102mm wall cut on site and best half used).					
	119	0	119	119	0	119
<b>English Bond</b> 	<b>Alternate courses of headers and stretchers.</b>					
	90	30	60	120	60	60
<b>English Garden Wall</b> 	<b>Stretchers with rows of headers every 4th or 6th course.</b>					
	Every 4th course (commencing with 3 stretcher rows)					
	73	46	27	119	92	27
	Every 6th course (commencing with 5 stretcher rows)					
	68	50	18	118	100	18
<b>Flemish Bond</b> 	<b>Alternate bricks, header/stretcher, in each course.</b>					
	80	40	40	120	80	40
<b>Flemish Garden Wall</b> 	<b>3 Stretchers to one header in each course.</b>					
	68	51	17	119	102	17



# DESIGN & SPECIFICATION CONSIDERATIONS

## BRICKWORK BONDS & NET QUANTITIES PER M<sup>2</sup>

	Half brick thick (102mm) assuming half bricks cut on site and best half selected.			One brick thick (215mm)		
	Total	Stretchers	Headers	Total	Stretchers	Headers
<b>Stack Bond</b> 	All stretchers with perpends directly above the perpend below.					
	60	60	0	Not recommended both sides.		
<b>Monk Bond</b> 	2 stretchers to 1 header. Header laid centrally over the perpend between the 2 stretchers below.					
	72	48	24	120	96	24
<b>English Cross Bond</b> 	Similar to English Bond but a header is placed next to the end stretcher on every alternate stretcher course.					
	89	30	59	119	60	59
<b>Rat Trap</b> 	Brick on edge   stretcher/   header (but can be 3 to 1 variants).					
				90	60	30
<b>Quetta Bond</b> 	Reinforcing bond usually filled with steel rods and mortar. Alternate bricks laid header/stretcher with the back end of the header lining up with the centre of the stretcher on the rear.					
	1 ½ brick thick only (327mm)			164	82	82
<b>Dearne's Bond</b> 	3 Stretchers to one header in each course.					
				96	48	48
<b>Diamond Diaper</b> 	Alternate rows of all headers /   stretcher to 2 headers. Off-set stretchers every 6th course.					
	104	15	89 (53 coloured)	119	30	89

Although the instructions contained in this publication and any other information published by Ibstock Brick Ltd are believed to be accurate at the date of publication, they are strictly for guidance only and Ibstock Brick Ltd accepts no liability in relation to their use or for any losses, howsoever caused. You are responsible for taking all reasonable steps to ensure your use of the product conforms to all applicable health and safety requirements from time to time. If in doubt, please consult appropriately qualified persons. All products sold by Ibstock are sold subject to Ibstock's Terms and Conditions of Sale, a copy of which is available on request.