



CRAFTRAT

Materials Needed: a craft stick, a rectangular piece of paper, 2 foam triangles, white paint, 2 buttons, 1 little pink triangle, pipe-cleaners, a tape roll, and a marker.


1 Tape purple ears to top of your purple rectangle.



2 Paint on 2 semicircles and add the buttons for eyes.



3 Glue on 2 pipe-cleaners for eyebrows.



4 Glue on pink triangle for nose.



5 Draw on a sly CatRat smile.



6 Glue the head to the craft stick body, twist 2 pipe-cleaners on for the arms.

