

# Let's Make It!

## CoComelon Homemade Rainbow Dough

### Ingredients:

- 2 Cups flour
- $\frac{3}{4}$  Cup salt
- 2 Cups water
- 4 Teaspoons cream of tartar
- 2 Tablespoons vegetable oil



Have an adult help with this project!




1



Gather your supplies!  
Use the supplies checklist to make sure you have everything you need.


2




 Add all of the ingredients to a medium pot, stir them together, and cook over medium heat.

3




 Continue to stir until the mixture thickens and starts to form into a ball. Remove from the heat.

4



Allow the mixture to sit for at least 5 minutes until it is cool enough to handle. Knead the dough until it is smooth.


5



Roll the dough into a ball and divide it in half. Divide each half into three balls.

6



 Add 2-3 drops of food coloring to each ball and knead to mix the color. Add more drops for a darker color. Store the dough in plastic jars or zip-top sandwich bags.

