

# LET'S MAKE IT!

## KPop: Demon Hunters Charm

Let's learn two kinds of Korean knots: the Dorae (*doh-leh*) Knot and the Saenggjok (*seyng-joak*) Knot! The Korean art of knotting is called maedeup (*meh-doop*).

### WHAT YOU'LL NEED:

- ☐ **Cord (48")** — Here we use a 3 mm cord. Start by learning on a 4 or 5 mm cord
- ☐ **Key ring**
- ☐ **Beads and charms** — Just make sure they'll fit on your cord
- ☐ **Patience** — Learning maedeup takes time and practice



Have an adult help you with this project

### NORIGAE (*noh-ree-gae*)

Rumi, Mira, and Zoey all wear norigae, a traditional Korean accessory and good-luck charm. People decorate their norigae with ornaments and tassels, just like Zoey did with her favorite animal — a turtle!



SAENGJUK KNOT


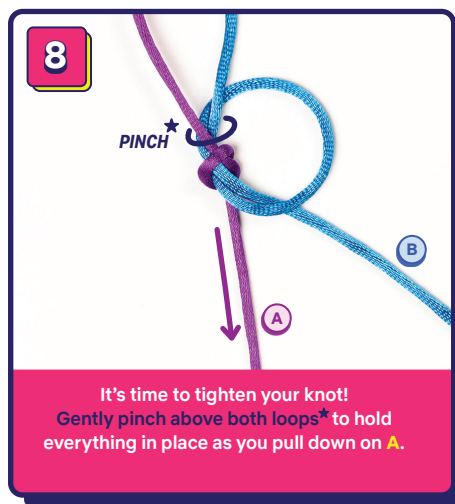






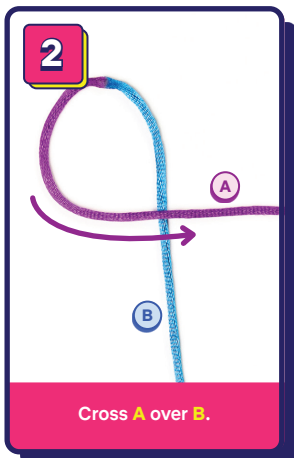
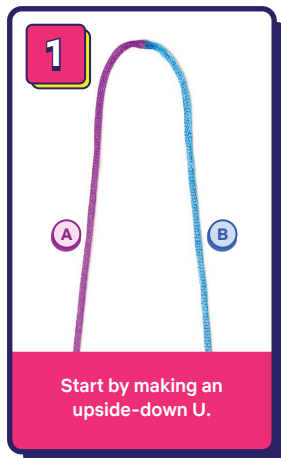
DORAE KNOTS

X3

Scan here for a YouTube tutorial on how to create your KPop: Demon Hunters charm!



# DORAE KNOT






# SAENGJOK KNOT



Ready for a challenge?  
Try this more advanced knot.

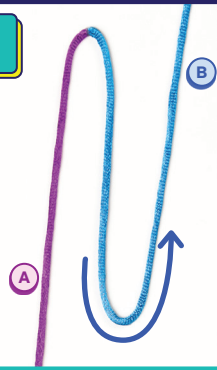
**KPOP**  
DEMON HUNTERS

1




Start by making an upside-down U.

2




Make B into the shape of a U.

3



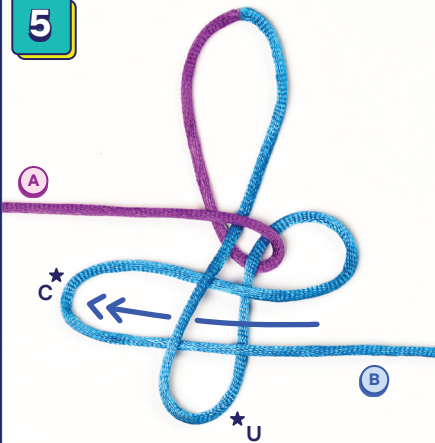
Pass A under then over the U you just made in Step 2.\*

4



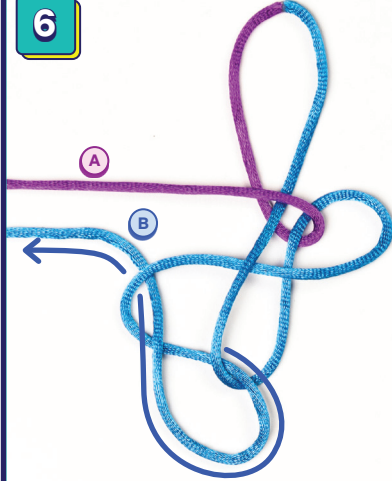
Create another U shape by bringing B down and then back up.

5




Pass the U you just made in Step 4 through the U from Step 2.\* Now it's in the shape of a C!\*

6




Bring the end of B around and through the C shape you just made.

7



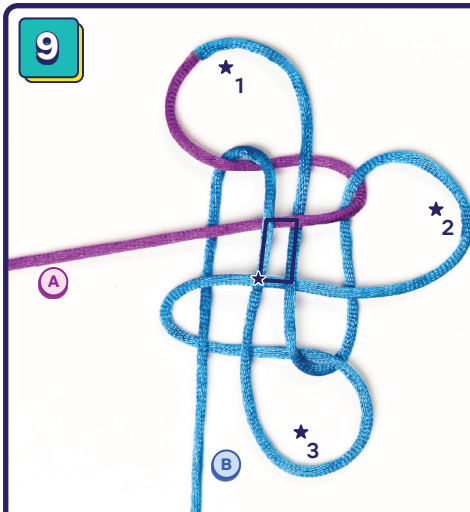
Bring the end of B over A. Then, pass it through the upside-down U from Step 1.\*

8



Bring the end of B back under A. Then, pass it down through the C shape again.

9



Your knot should look like a three-leaf clover! Do you see the 3 leaves\* and the square in the center?\*

10



It's time to tighten your knot! Put your thumb, pointer finger, and middle finger through the leaves of the clover. Then, pull A and B down with your other hand.



NETFLIX  
**Family**