




Covid-19

# Rapport om omikronvarianten

21. dec. | 2021





# Status of the SARS-CoV-2 variant Omicron in Denmark

## Status for SARS-CoV-2 varianten omikron i Danmark

21 December 2021

Data extracted: 21 December 2021 at 14.24

Data opgjort: 21. december 2021 kl. 14.24

### Remarks on data reference of the report.

Omicron cases are identified through variant PCR and whole-genome sequencing (WGS). Few test results may not be included in the report due to data delays. Furthermore, small changes in data can occur retrospectively.

There are currently registered a total of 26,362 B.1.1.529 (Omicron) SARS-CoV-2 cases in Denmark.

### Bemærkninger til datagrundlaget for rapporten.

Det totale antal omikrontilfælde er opgjort ud fra variant-PCR og helgenomssekventering (WGS). Da data opgøres med en vis forsinkelse vil de seneste dages prøvesvar ikke indgå i rapporten og få tilfælde kan mangle.

Der er for nuværende fundet 26.362 tilfælde af SARS-CoV-2 varianten omikron (B.1.1.529) i Danmark.



**Table 1. Number of Omicron cases in Denmark**

**Tabel 1. Antal omikrontilfælde i Danmark**

Status	No. of Omicron cases	%	No. of cases since last report
Variant PCR matching B.1.1.529	24,995	94.8	3,227
WGS confirmed	1,367	5.2	97
Total	26,362	100	3,324

Please note that data collection takes longer for WGS data than for variant PCR data. WGS data is not run during the weekend. The change in number of cases since last report includes the total number of new positive test results and does not refer to a specific test date.

Bemærk venligst, at WGS data er yderligere forsinket ift. variant-PCR data. WGS data opgøres ikke i weekenden. Ændringen i antal cases siden sidste rapport beskriver det samlede antal nye positive prøveresultater siden sidste rapport og refererer ikke til en specifik prøvedato.



**Table 2. Number of confirmed COVID-19 and Omicron cases per day\***

**Tabel 2. Antal bekræftede covid-19- og omikrontilfælde per dag\***

Date	No. of confirmed SARS-CoV-2 cases	No. of Omicron cases	Percentage of confirmed SARS-CoV-2 cases (%)	95% confidence interval
22-11-2021	4,514	1	0.0%	0%-0.1%
23-11-2021	4,717	1	0.0%	0%-0.1%
24-11-2021	4,034	1	0.0%	0%-0.1%
25-11-2021	4,105	2	0.0%	0%-0.2%
26-11-2021	4,161	2	0.0%	0%-0.2%
27-11-2021	3,853	2	0.1%	0%-0.2%
28-11-2021	3,894	12	0.3%	0.2%-0.5%
29-11-2021	5,096	11	0.2%	0.1%-0.4%
30-11-2021	5,424	24	0.4%	0.3%-0.7%
01-12-2021	4,552	74	1.6%	1.3%-2%
02-12-2021	4,596	60	1.3%	1%-1.7%
03-12-2021	5,174	72	1.4%	1.1%-1.8%
04-12-2021	5,098	101	2.0%	1.6%-2.4%
05-12-2021	4,808	171	3.6%	3.1%-4.1%
06-12-2021	7,115	356	5.0%	4.5%-5.5%
07-12-2021	7,339	569	7.8%	7.2%-8.4%
08-12-2021	6,692	704	10.5%	9.8%-11.3%
09-12-2021	6,637	752	11.3%	10.6%-12.1%
10-12-2021	6,961	887	12.7%	12%-13.6%
11-12-2021	6,701	1,096	16.4%	15.5%-17.3%
12-12-2021	7,139	1,560	21.9%	20.9%-22.8%
13-12-2021	10,580	3,046	28.8%	27.9%-29.7%
14-12-2021	11,471	4,454	38.8%	37.9%-39.7%
15-12-2021	11,273	5,106	45.3%	44.4%-46.2%
16-12-2021	Data pending	3,971	Data pending	Data pending
17-12-2021	Data pending	1,717	Data pending	Data pending
18-12-2021	Data pending	1,489	Data pending	Data pending
19-12-2021	Data pending	110	Data pending	Data pending
20-12-2021	Data pending	11	Data pending	Data pending

\*The number of cases for the past few days are associated with some uncertainty due to data delays.

\*Antal tilfælde for de sidste dage forbundet med en del usikkerhed, da der kan forekomme forsinkelser i data.

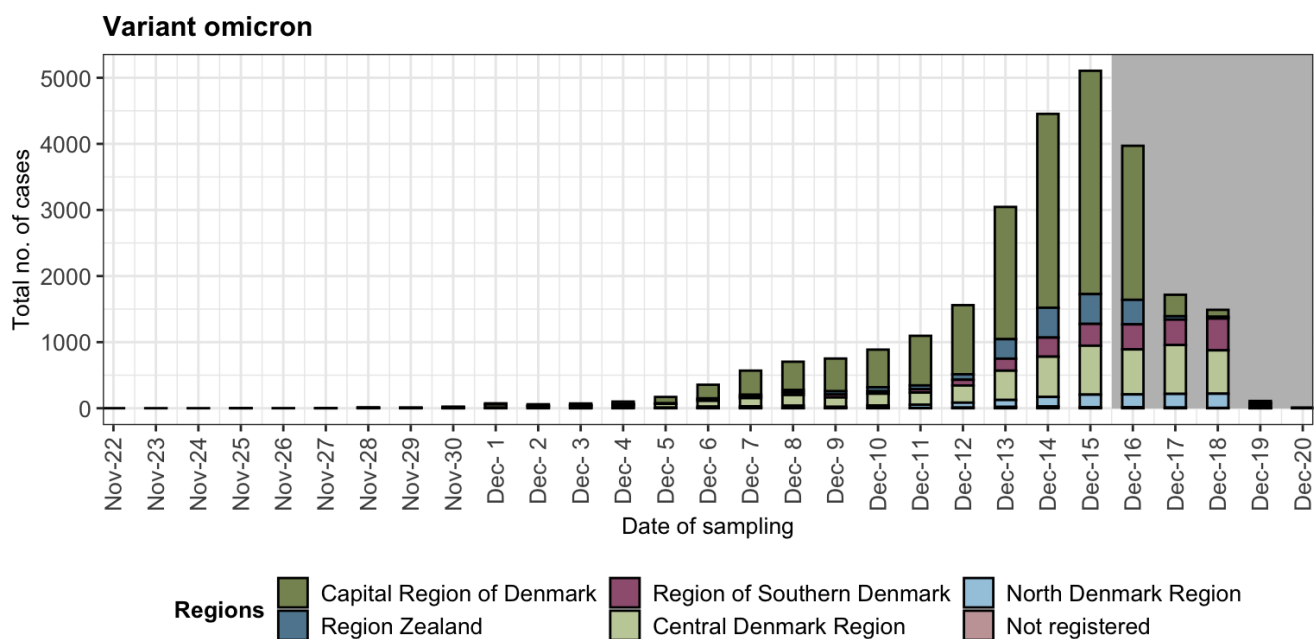
Please also refer to the latest variant PCR report on [ssi.dk](https://ssi.dk).

Se også den seneste opgørelse over variant-PCR på [ssi.dk](https://ssi.dk).



Figure 1. Number of new Omicron cases per day, by region\*

Figur 1. Samlet antal nye omikrontilfælde per dag, fordelt på region\*



\*The number of cases for the past few days are associated with some uncertainty due to data delays.

\*Antal tilfælde for de sidste dage forbundet med en del usikkerhed, da der kan forekomme forsinkelser i data.



**Table 3. Number of Omicron cases by region, for the last two weeks, data until 15 December 2021**

**Table 3. Regional fordeling af omikrontilfælde de sidste to hele uger, data til 15. december 2021**

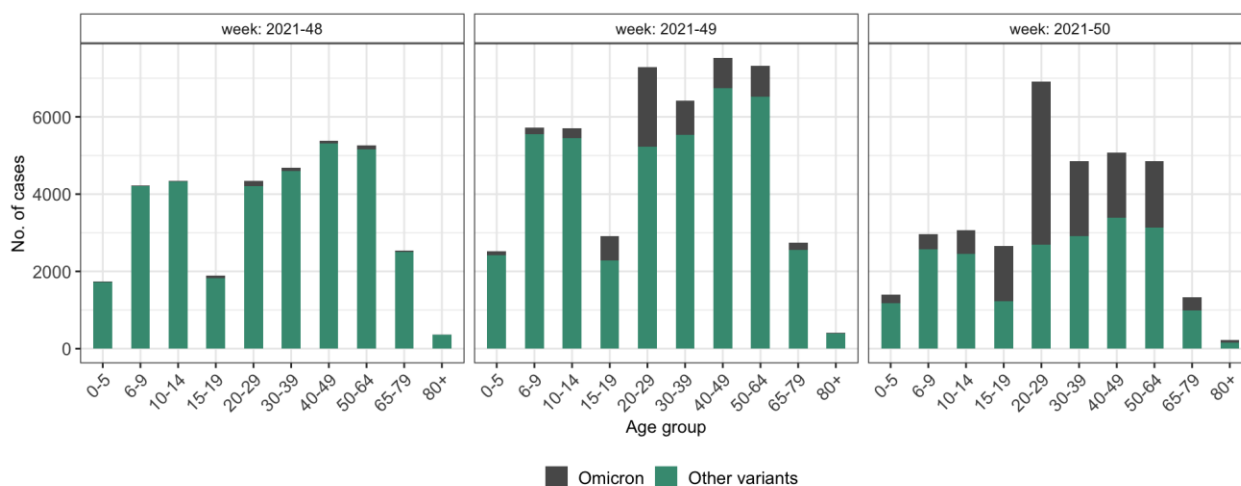
Week: 2021-49				
Region	No. of confirmed SARS-CoV-2 cases	No. of omicron cases	Percentage confirmed (%)	Binomial 95% confidence interval
Capital Region of Denmark	22,022	3,862	17.5%	17%-18%
Region Zealand	6,952	330	4.7%	4.3%-5.3%
Region of Southern Denmark	7,239	303	4.2%	3.7%-4.7%
Central Denmark Region	8,794	1,140	13.0%	12.3%-13.7%
North Denmark Region	3,342	260	7.8%	6.9%-8.7%
Not registered	235	29	12.3%	8.4%-17.2%
Total	48,584	5,924	12.2%	11.9%-12.5%

Week: 2021-50				
Region	No. of confirmed SARS-CoV-2 cases	No. of omicron cases	Percentage confirmed (%)	Binomial 95% confidence interval
Capital Region of Denmark	16,579	8,313	50.1%	49.4%-50.9%
Region Zealand	4,812	1,198	24.9%	23.7%-26.1%
Region of Southern Denmark	4,398	801	18.2%	17.1%-19.4%
Central Denmark Region	5,350	1,792	33.5%	32.2%-34.8%
North Denmark Region	2,000	442	22.1%	20.3%-24%
Not registered	185	60	32.4%	25.7%-39.7%
Total	33,324	12,606	37.8%	37.3%-38.4%



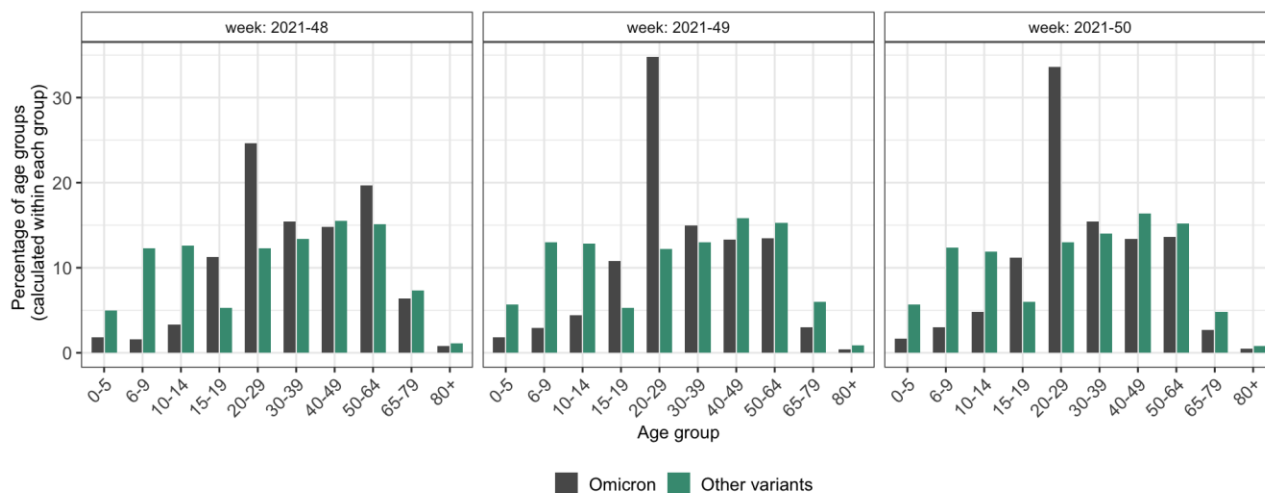
**Figure 2. Number of cases with other SARS-CoV-2 variants and Omicron by age group and week, from 22 November to 15 December 2021**

**Figur 2. Antal tilfælde med andre SARS-CoV-2 varianter og omikron, pr. aldersgruppe og uge, i perioden fra 22. november 2021 til 15. december 2021**



**Figure 3. Proportion of other SARS-CoV-2 variants and Omicron by age group and week, from 22 November to 15 December 2021**

**Figur 3. Andel af tilfælde med andre SARS-CoV-2 varianter og omikron, pr. aldersgruppe og uge, i perioden fra 22. november 2021 til 15. december 2021**





**Table 4. Vaccination status for individuals  $\geq 12$  years infected with Omicron compared to other variants, from 22 November to 15 December 2021**

**Tabel 4. Vaccinationsstatus for personer  $\geq 12$  år med omikron-infektion sammenlignet med andre varianter i perioden fra 22. november 2021 til 15. december 2021**

Vaccination status (12+ year olds)	Other variants (No. of cases)	Other variants (%)	Omicron (No. of cases)	Omicron (%)
Revaccinated	7,657	8.2	1,884	10.6
Completed primary vaccination schedule	60,326	64.8	14,053	79.1
Not vaccinated	22,144	23.8	1,517	8.5
Received first dose	3,019	3.2	313	1.8
Total	93,146	100	17,767	100

Individuals aged 5-11 years have only recently been invited for COVID-19 vaccination, hence the vaccination coverage is relatively low in this age group and not included in Table 4.

Personer i aldersgruppen 5-11 år er for nyligt blevet inviteret til covid-19-vaccination, hvorfor vaccinationstilslutningen i denne aldersgruppe foreløbigt er begrænset. Denne aldersgruppe er derfor ikke inkluderet i Tabel 4.

**Table 5. Number of Omicron related hospitalizations at the time of data extraction**

**Tabel 5. Antal omikron-relaterede indlæggelser på tidspunktet for dataopgørelse**

Omicron related hospitalizations	No. of cases
Hospitalized	47
Hospitalized in ICU	<5





**Table 6. Number and proportion of Omicron-related hospital admissions compared to other variants, data included in the table are from 22 November to 15 December 2021**

**Tabel 6. Antal og andel omikronrelaterede indlæggelser sammenlignet med andre varianter i perioden fra 22. november 2021 til 15. december 2021**

Hospital admissions in total	Other variants (No. of cases)	Other variants (%)	Omicron (No. of cases)	Omicron (%)
Have not been hospitalized	124,808	98.4	18,946	99.4
Tested positive 48 hrs or more after admission	245	0.2	22	0.1
Tested positive prior or within 48 hrs after admission	1,817	1.4	96	0.5
Total	126,870	100	19,064	100

Tested positive 48 hrs or more after admission: Includes all individuals who have been admitted more than 48 hours before they tested positive for Omicron. This number covers all hospital-acquired Omicron cases.

Tested positive prior or within 48 hrs after admission: Includes all individuals who have tested positive before being admitted, or who tested positive up to 48 hours after admission.

Tested positive 48 hrs or more after admission: Inkluderer alle personer der har været indlagt mere end 48 timer før vedkommende testede positiv for Omicron. Dvs., dette tal dækker over hospitals-erhvervede omikron tilfælde.

Tested positive prior to, or within 48 hrs after admission: Inkluderer alle personer der er testet positiv før de indlægges eller testes positiv op til 48 timer efter indlæggelse.