

Price List

Architectural Hardware

Service Parts

United States | PL36 | February 2024 R1



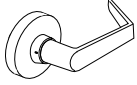
Table of Contents

Locks	M1000 Grade 1 Mortise Series	3
	M9000 Grade 1 Mortise Series	11
	MD100 Grade 1 Mortise Dead Bolt Series	18
	D900 Grade 1 Mortise Dead Bolt Series (available while supplies last)	19
	T900 Tubular Series	20
	C100 Grade 1 Cylindrical Series	22
	D800 Grade 1 Dead Bolt Series (available while supplies last)	25
	C200 Grade 2 Cylindrical Series	29
	C500 Grade 2 Cylindrical Series	32
	DB600 Grade 2 Dead Bolt Series	34
	C300/J300 Grade 2 Cylindrical Series/Grade 2 Interconnected Series	35
Exit Devices	9000 Series	39
	8000 Series	43
Surface Closers	Closer Bodies	56
	Backplates and Drop Plates	47
	Conversion Plates	47
	Brackets and Spacers	48
	Fastener Packs	49
	Covers and Accessories	50
	Arms	51
	Carry Bars and Extension Kits	54
	Touch-Up Paint	55
Fire/Life Safety	EMR/EMF Series	56
	1800 Series	57
	EM Series	58
Concealed Closers/Pivot Sets	BTS Series	59
	ITS Series	64
	RTS Series	65
	LM Series	67
Stops/ HOLDERS	900/700 Series	71

M1000 Series

LR, LC, LF, LG, LT, LV, L118
(Specify Rose A, B, or D)605, 606, 612,
619, 625, 626613,
622, 630

Part #	Description	List \$	
Lever and Rose (specify design/finish and handing)			
M179003	Lever and rose, outside dummy	223.00	250.00
M179001	Lever and rose, outside	223.00	250.00
M179002	Lever and rose, inside	223.00	250.00
M179004	Lever and rose, inside dummy	223.00	250.00

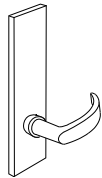


Example: M179001 LRA 626 RH

LRH, LCH, LFH, LGH, LTH, LVH, L118H

605, 606, 612,
619, 625, 626613,
622, 630

Part #	Description	List \$	
Outside Lever and Escutcheon (specify design/finish and handing)			
M179011	Lever and escutcheon, outside dummy, blank	310.00	334.00
M179101	Lever and escutcheon, outside blank	310.00	334.00
M179211	Lever and escutcheon, outside cylinder	310.00	334.00
M179221	Lever and escutcheon, outside emergency	310.00	334.00
M179231	Lever and escutcheon, outside cointurn	310.00	334.00
Inside Lever and Escutcheon (specify design/finish and handing)			
M179012	Lever and escutcheon, inside dummy, blank	310.00	334.00
M179102	Lever and escutcheon, inside blank	310.00	334.00
M179202	Lever and escutcheon, inside cylinder	310.00	334.00
M179292	Lever and escutcheon, inside thumbturn	310.00	334.00

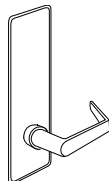


Example: M179101 LCH 626 RH

LRM, LCM, LFM, LGM, LTM, LVM, L118M

605, 606, 612,
619, 625, 626613,
622, 630

Part #	Description	List \$	
Outside Lever and Escutcheon (specify design/finish and handing)			
M179011	Lever and escutcheon, outside dummy, blank	292.00	318.00
M179101	Lever and escutcheon, outside blank	292.00	318.00
M179211	Lever and escutcheon, outside cylinder	292.00	318.00
M179221	Lever and escutcheon, outside emergency	292.00	318.00
M179231	Lever and escutcheon, outside cointurn	292.00	318.00
Inside Lever and Escutcheon (specify design/finish and handing)			
M179012	Lever and escutcheon, inside dummy, blank	292.00	318.00
M179102	Lever and escutcheon, inside blank	292.00	318.00
M179202	Lever and escutcheon, inside cylinder	292.00	318.00
M179292	Lever and escutcheon, inside thumbturn	292.00	318.00



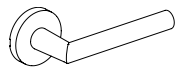
Example: M179101 LRM 626 RH

NOTE: All lever lock trim includes a spindle and spindle spring.

LA, LD, LN, L109, L110, L112, L114, L117,
(Specify Rose A, B, or D)

605, 606, 612, 619, 625, 626	613, 622, 630
---------------------------------	------------------

Premium Lever Trim

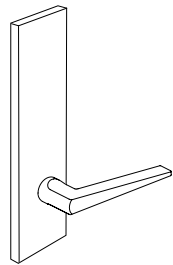


Part #	Description	List \$	
Lever and Rose (specify design/finish and handing)			
M179003	Lever and rose, outside dummy	250.00	276.00
M179001	Lever and rose, outside	250.00	276.00
M179002	Lever and rose, inside	250.00	276.00
M179004	Lever and rose, inside dummy	250.00	276.00

Example: M179001 L110B 626 RH

LAH, LDH, LNH, L109H, L110H,
L112H, L114H, L117H

605, 606, 612, 619, 625, 626	613, 622, 630
---------------------------------	------------------

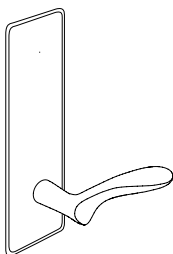


Part #	Description	List \$	
Outside Lever and Escutcheon (specify design/finish and handing)			
M179011	Lever and escutcheon, outside dummy, blank	353.00	378.00
M179101	Lever and escutcheon, outside blank	353.00	378.00
M179211	Lever and escutcheon, outside cylinder	353.00	378.00
M179221	Lever and escutcheon, outside emergency	353.00	378.00
M179231	Lever and eschutcheon, outside cointurn	353.00	378.00
Inside Lever and Escutcheon (specify design/finish and handing)			
M179012	Lever and escutcheon, inside dummy, blank	353.00	378.00
M179102	Lever and escutcheon, inside blank	353.00	378.00
M179202	Lever and escutcheon, inside cylinder	353.00	378.00
M179292	Lever and escutcheon, inside thumbturn	353.00	378.00

Example: M179101 L113H 626 RH

LAM, LDM, LNM, L109M, L110M, L112M,
L114M, L117M, KBM

605, 606, 612, 619, 625, 626	613, 622, 630
---------------------------------	------------------



Part #	Description	List \$	
Outside Lever and Escutcheon (specify design/finish and handing)			
M179011	Lever and escutcheon, outside dummy, blank	334.00	362.00
M179101	Lever and escutcheon, outside blank	334.00	362.00
M179211	Lever and escutcheon, outside cylinder	334.00	362.00
M179221	Lever and escutcheon, outside emergency	334.00	362.00
M179231	Lever and escutcheon, outside cointurn	334.00	362.00
Inside Lever and Escutcheon (specify design/finish and handing)			
M179012	Lever and escutcheon, inside dummy, blank	334.00	362.00
M179102	Lever and escutcheon, inside blank	334.00	362.00
M179202	Lever and escutcheon, inside cylinder	334.00	362.00
M179292	Lever and escutcheon, inside thumbturn	334.00	362.00

Example: M179101 L114M 626 RH




Tactile Markings

Part #	Description	List Add \$
M1660002	Knurled or grooved lever (LR, LT, and LG designs only)	85.00
M1660003	Abrasive coated lever (all designs)	61.00

NOTE: Tactile marking is applied to outside lever only, unless otherwise specified. Prices shown per single lever or knob.

Button, Cointurns and Thumbturns (specify finish)

605, 606,
612, 613, 619, 622,
625, 626, 630




	Part #	Description	List \$
	M179013	Thumbturn and rose, all except M1963	103.00
	M179014	Thumbturn and rose, M1963	103.00
	M179016	Cap, privacy access, M1040/M1940 – sectional trim	18.00
	M179017	Cap, privacy access, M1040/M1940 – escutcheon	18.00
	M179113	Cointurn and rose, M1040/M1042/M1940/M1942	103.00

Example: M179013 626

Emergency Turn

Part #	Description	List Add \$
M176009816	Emergency Turn, M1040/M1940	35.00

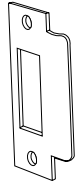
Occupancy Indicators

	M179019	Occupancy indicator for rose trim used w/cylinder, reading OCCUPIED/VACANT or SECURED/UNSECURED. Both readings supplied. Specify finish.	127.00
		Optional RG – Solid red/green indicator insert, Specify "79019 630 RG"	10.40
	M179020	Occupancy indicator for rose trim used without cylinder, emergency access, reading OCCUPIED/VACANT. Specify finish.	127.00
	M179022	Occupancy indicator w/cointurn for rose trim used without cylinder, reading OCCUPIED/VACANT. Specify finish.	127.00

- Occupancy indicators are for dead bolt functions or as noted by function description.
- Consult factory for doors thicker than 1-3/4". Specify finish. Example: M179019 626
- Indicators will work on the following functions but may have unexpected operation on lock sets that remain locked when the dead bolt is retracted: M1046, M1056, M1940, M1942, M1953, M1956, M1957, M1959, M1960, M1961, M1962, M1966, M1967, M1968, M1973, M1974, M1980, M1985, M1986, M1996.

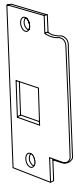
Strikes

605, 606, 612,
613, 622, 630



Part #	Description	List \$
M15006 — ANSI Strike for Mortise Lock (*see below for usage; specify finish)		
M15006-114	1-1/4" x 4-7/8", 1-1/4" lip length, square corner, curved lip	25.00
M15006-078	1-1/4" x 4-7/8", 7/8" lip length, square corner, straight lip	51.00
M15006-112	1-1/4" x 4-7/8", 1-1/2" lip length, square corner, curved lip	51.00
M15006-134	1-1/4" x 4-7/8", 1-3/4" lip length, square corner, curved lip	51.00
M15006-200	1-1/4" x 4-7/8", 2" lip length, square corner, curved lip	51.00

* Default **non-handed** strike shown in bold for all M1000 functions.

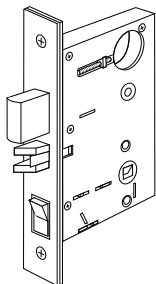


Part #	Description	List \$
M15007 — ANSI Strike for Mortise Lock (*see below for usage; specify finish and handing)		
M15007-114	1-1/4" x 4-7/8", 1-1/4" lip length, square corner, curved lip	25.00

* Optional **handed** strike available for M1000 functions without deadbolts. Only available in 1-1/4" lip length.

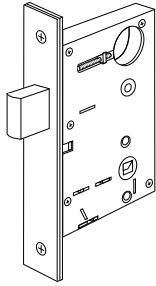
Part #	Description	List \$
M176006253	Box, Strike	10.40

Lock Cases



Part #	Description	List \$
M1000 Series Lock Cases for Levers and Knobs Specify Lever (L) or Knob (K) and handing. (armor not included) See Ordering Examples below.		
M119040	Chassis, M1010	292.00
M119041	Chassis, M1041, M1043	368.00
M119042	Chassis, M1047	427.00
M119043	Chassis, M1025, M1080	427.00
M119044	Chassis, M1050	427.00
M119045	Chassis, M1053, M1070, M1071	427.00
M119046	Chassis, M1056	471.00
M119047	Chassis, M1060	471.00
M119049	Chassis, M1082	471.00
M119050	Chassis, M1940, M1942, M1956, M1968, M1996	471.00
M119051	Chassis, M1953	471.00
M119052	Chassis, M1957, M1959	471.00
M119053	Chassis, M1958	471.00
M119054	Chassis, M1966, M1973	471.00
M119055	Chassis, M1967	554.00
M119057	Chassis, M1980, M1985, M1986	554.00
M119058	Chassis, M1080EL 24 V	1,276.00
M119059	Chassis, M1080EU 24 V	1,276.00
M119060	Chassis, M1082EL 24 V	1,276.00
M119061	Chassis, M1082EU 24 V	1,276.00
M119062	Chassis, M1080EL RX 24 V	1,531.00
M119063	Chassis, M1080EU RX 24 V	1,531.00
M119064	Chassis, M1080EL RX LM 24 V	1,785.00
M119065	Chassis, M1080EU RX LM 24 V	1,785.00
M119078	Chassis, M1080EL LM	1,531.00
M119079	Chassis, M1080EU LM	1,531.00
M119080	Chassis, M1082EL LM	1,531.00
M119081	Chassis, M1082EU LM	1,531.00

Ordering Examples: M119051 L RH Chassis, M1953, for Levers, RH / M119051 K LH Chassis, M1953, for Knobs, LH



Part #	Description	List \$
M1000 Series Lock Cases for Dead Locks, Cases are non-handed. (armor not included)		
M119070	Chassis, M1960, M1961, M1962	370.00
M119071	Chassis, M1963	370.00

Lock Spindles

Part #	Description	List \$
M176008426	Mortise lever lock spindle and spring (includes 2 spindles and 2 springs)	20.00

Mounting Kit for Trim One Side Only

Part #	Description	List \$
M176007272	Less outside trim attachment kit	32.00

Armor Fronts

**605, 606, 612,
613, 622, 630**



Part #	Description	List \$
Armor Fronts (specify finish) (screws included)		
M119020	Armor latch 1010, 1041, 1043, 1047	40.00
M119021	Armor latch, aux 1025, 1053, 1056, 1060, 1070, 1071, 1080, 1082, 1080EL, 1080EU, 1080ELRX, 1080EURX, 1082EL, 1082EU	40.00
M119023	Armor latch, aux, stopworks 1050	40.00
M119024	Armor latch, DB 1940, 1942, 1956, 1966, 1968, 1973, 1996	40.00
M119025	Armor latch, DB, aux 1967, 1980, 1985, 1986	40.00
M119026	Armor latch, DB, stopworks 1957, 1958, 9959	40.00
M119027	Armor latch, DB, aux, stopworks 1953	40.00
M119028	Armor DB 1960, 1961, 1962, 1963	40.00
M119029	Armor blank 1003, 1004	40.00

Armor Screw Packs**606, 612, 613, 622, 630**

Part #	Description	List \$
M119032	Screw pack, armor mount (specify finish)	6.60

Example: M119032 630**Trim Screw Packs****606, 612, 613, 622, 630**

Part #	Description	List \$
For all A, B, H, and M Trims		
M119033	Screw pack, M1000 rose (specify finish)	13.00
M119034	Screw pack, M1000 Escutcheon (specify finish)	13.00
M119036	Screw pack, M1001/M1003 (specify finish)	13.00

Security Screws (specify finish)

Part #	Description	List \$
M1660006	Security screws for all exposed fasteners (sectional trim and dead bolts only)	33.00
M1660010	Security screws for all exposed fasteners (H escutcheon only)	35.00
M1660011	Security screws for all exposed fasteners (M escutcheon only)	35.00

NOTE: Available in 630 finish only for use with 619, 625, 626, and 630 finishes.

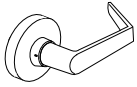
M9000 Series

LR, LC, LF, LG, LT, LV, L118
(Specify Rose A, B, or D)

Standard Lever Trim

605 PVD, 606 PVD,
612 PVD, 619 PVD,
625, 626613 PVD,
622 PVD, 630

Part #	Description	List \$	
Lever and Rose (specify design/finish and handing)			
79003	Lever and rose, outside dummy	223.00	250.00
79001	Lever and rose, outside	223.00	250.00
79002	Lever and rose, inside	223.00	250.00
79004	Lever and rose, inside dummy	223.00	250.00

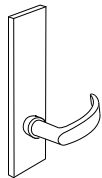


Example: 79001 LRA 626 RH

LRH, LCH, LFH, LGH, LTH, LVH, L118H

605 PVD, 606 PVD,
612 PVD, 619 PVD,
625, 626613 PVD,
622 PVD, 630

Part #	Description	List \$	
Outside Lever and Escutcheon (specify design/finish and handing)			
79011	Lever and escutcheon, outside dummy, blank	310.00	334.00
79101	Lever and escutcheon, outside blank	310.00	334.00
79211	Lever and escutcheon, outside cylinder	310.00	334.00
79221	Lever and escutcheon, outside emergency	310.00	334.00
79231	Lever and escutcheon, outside cointurn	310.00	334.00
Inside Lever and Escutcheon (specify design/finish and handing)			
79012	Lever and escutcheon, inside dummy, blank	310.00	334.00
79102	Lever and escutcheon, inside blank	310.00	334.00
79202	Lever and escutcheon, inside cylinder	310.00	334.00
79292	Lever and escutcheon, inside thumbturn	310.00	334.00

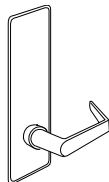


Example: 79101 LCH 626 RH

LRM, LCM, LFM, LGM, LTM, LVM, L118M

605 PVD, 606 PVD,
612 PVD, 619 PVD,
625, 626613 PVD,
622 PVD, 630

Part #	Description	List \$	
Outside Lever and Escutcheon (specify design/finish and handing)			
79011	Lever and escutcheon, outside dummy, blank	292.00	318.00
79101	Lever and escutcheon, outside blank	292.00	318.00
79211	Lever and escutcheon, outside cylinder	292.00	318.00
79221	Lever and escutcheon, outside emergency	292.00	318.00
79231	Lever and escutcheon, outside cointurn	292.00	318.00
Inside Lever and Escutcheon (specify design/finish and handing)			
79012	Lever and escutcheon, inside dummy, blank	292.00	318.00
79102	Lever and escutcheon, inside blank	292.00	318.00
79202	Lever and escutcheon, inside cylinder	292.00	318.00
79292	Lever and escutcheon, inside thumbturn	292.00	318.00



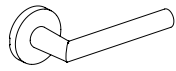
Example: 79101 LRM 626 RH

NOTE: All lever lock trim includes a spindle and spindle spring.

**LA, LD, LN, L109, L110, L112, L114, L117, KB
(Specify Rose A, B, or D)**

605 PVD, 606 PVD, 612 PVD, 619 PVD, 625, 626	613 PVD, 622 PVD, 630
---	------------------------------

Premium Lever Trim




Part #	Description	List \$	
Lever and Rose (specify design/finish and handing)			
79003	Lever and rose, outside dummy	250.00	276.00
79001	Lever and rose, outside	250.00	276.00
79002	Lever and rose, inside	250.00	276.00
79004	Lever and rose, inside dummy	250.00	276.00

Example: 79001 L110B 626 RH

LAH, LDH, LNH, L109H, L110H, L112H, L114H, L117H, KBH

605 PVD, 606 PVD, 612 PVD, 619 PVD, 625, 626	613 PVD, 622 PVD, 630
---	------------------------------

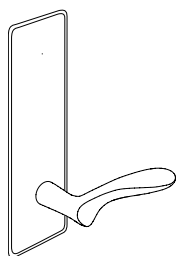


Part #	Description	List \$	
Outside Lever and Escutcheon (specify design/finish and handing)			
79011	Lever and escutcheon, outside dummy, blank	353.00	378.00
79101	Lever and escutcheon, outside blank	353.00	378.00
79211	Lever and escutcheon, outside cylinder	353.00	378.00
79221	Lever and escutcheon, outside emergency	353.00	378.00
79231	Lever and escutcheon, outside cointurn	353.00	378.00
Inside Lever and Escutcheon (specify design/finish and handing)			
79012	Lever and escutcheon, inside dummy, blank	353.00	378.00
79102	Lever and escutcheon, inside blank	353.00	378.00
79202	Lever and escutcheon, inside cylinder	353.00	378.00
79292	Lever and escutcheon, inside thumbturn	353.00	378.00

Example: 79101 L113H 626 RH

LAM, LDM, LNM, L109M, L110M, L112M, L114M, L117M, KBM

605 PVD, 606 PVD, 612 PVD, 619 PVD, 625, 626	613 PVD, 622 PVD, 630
---	------------------------------



Part #	Description	List \$	
Outside Lever and Escutcheon (specify design/finish and handing)			
79011	Lever and escutcheon, outside dummy, blank	334.00	362.00
79101	Lever and escutcheon, outside blank	334.00	362.00
79211	Lever and escutcheon, outside cylinder	334.00	362.00
79221	Lever and escutcheon, outside emergency	334.00	362.00
79231	Lever and escutcheon, outside cointurn	334.00	362.00
Inside Lever and Escutcheon (specify design/finish and handing)			
79012	Lever and escutcheon, inside dummy, blank	334.00	362.00
79102	Lever and escutcheon, inside blank	334.00	362.00
79202	Lever and escutcheon, inside cylinder	334.00	362.00
79292	Lever and escutcheon, inside thumbturn	334.00	362.00

Example: 79101 L114M 626 RH

NOTE: All lever lock trim includes a spindle and spindle spring.



Tactile Markings

Part #	Description	List Add \$
660002	Knurled or grooved lever (LR, LT, and LG designs only)	85.00
660003	Abrasive coated lever or knob (all designs)	61.00

NOTE: Tactile marking is applied to outside knob or lever only, unless otherwise specified. Prices shown per single lever or knob.

Button, Cointurns and Thumbturns (specify finish)

**605 PVD, 606 PVD,
612 PVD, 613 PVD, 619 PVD,
622 PVD, 625, 626, 630**

	Part #	Description	List \$
	79013	Thumbturn and rose, all except 9963	103.00
	79014	Thumbturn and rose, 9963	103.00
	79016	Cap, privacy access, M9040/M9940 – sectional trim	18.00
	79017	Cap, privacy access, M9040/M9940 – escutcheon	18.00
	79113	Cointurn and rose, M9040/9042/9940/9942	103.00





Example: 79013 626

Emergency Turn

Part #	Description	List Add \$
76009816	Emergency Turn, M9040/9940	35.00

Occupancy Indicators

**605, 606, 612, 613, 619,
622, 625, 626, 630**

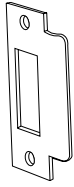
	Part #	Description	List \$
	79019	Occupancy indicator for rose trim used w/cylinder, reading OCCUPIED/VACANT or SECURED/UNSECURED. Both readings supplied. Specify finish.	127.00
		Optional RG – Solid red/green indicator insert, Specify "79019 630 RG"	10.40
	79020	Occupancy indicator for rose trim used without cylinder, emergency access, reading OCCUPIED/VACANT. Specify finish.	127.00
	79021	Occupancy indicator w/cointurn for rose trim used without cylinder, reading SECURED/UNSECURED. No emergency access. Used on inside of door with 79019 on outside.	127.00
	79022	Occupancy indicator w/cointurn for rose trim used without cylinder, reading OCCUPIED/VACANT. Specify finish.	127.00

NOTES:

- Occupancy indicators are for dead bolt functions or as noted by function description.
- Consult factory for doors thicker than 1-3/4". Specify finish. Example: 79019 626
- Indicators will work on the following functions but may have unexpected operation on lock sets that remain locked when the dead bolt is retracted: M9046, 9056, 9940, 9942, 9953, 9956, 9957, 9959, 9960, 9961, 9962, 9966, 9967, 9968, 9973, 9974, 9980, 9985, 9986, 9996

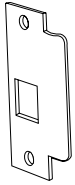
Strikes

605 PVD, 606 PVD, 612 PVD,
613 PVD, 622 PVD, 630



Part #	Description	List \$
5006 — ANSI Strike for Mortise Lock (*see below for usage; specify finish)		
5006-114	1-1/4" x 4-7/8", 1-1/4" lip length, square corner, curved lip	25.00
5006-078	1-1/4" x 4-7/8", 7/8" lip length, square corner, straight lip	51.00
5006-112	1-1/4" x 4-7/8", 1-1/2" lip length, square corner, curved lip	51.00
5006-134	1-1/4" x 4-7/8", 1-3/4" lip length, square corner, curved lip	51.00
5006-200	1-1/4" x 4-7/8", 2" lip length, square corner, curved lip	51.00

* Default **non-handed** strike shown in bold for all M9000 functions.



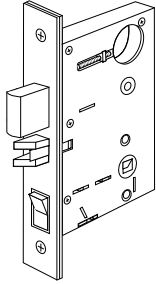
Part #	Description	List \$
5007 — ANSI Strike for Mortise Lock (*see below for usage; specify finish and handing)		
5007-114	1-1/4" x 4-7/8", 1-1/4" lip length, square corner, curved lip	25.00

* Optional **handed** strike available for M9000 functions without deadbolts. Only available in 1-1/4" lip length.

Strike Box for 5006 and 5007 Strikes

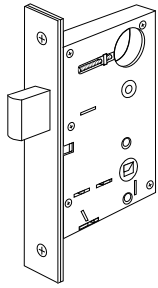
Part #	Description	List \$
76006253	Box, Strike	10.40

Lock Cases



Part #	Description	List \$
M9000 Series Lock Cases for Levers and Knobs Specify Lever (L) or Knob (K) and handing. (armor not included) See Ordering Examples below.		
19040	Chassis, M9010	292.00
19041	Chassis, M9040, 9042	368.00
19042	Chassis, M9046	427.00
19043	Chassis, M9025, 9080	427.00
19044	Chassis, M9050	427.00
19045	Chassis, M9053, 9070, 9071	427.00
19085	Chassis, M9072	508.00
19046	Chassis, M9056	471.00
19047	Chassis, M9060	471.00
19048	Chassis, M9076/M9077	471.00
19049	Chassis, M9082	471.00
19050	Chassis, M9940, 9942, 9956, 9968, 9996	471.00
19051	Chassis, M9953	471.00
19052	Chassis, M9957, 9959	471.00
19053	Chassis, M9958	471.00
19054	Chassis, M9966, 9973	471.00
19055	Chassis, M9967	554.00
19056	Chassis, M9954, 9974	554.00
19057	Chassis, M9980, 9985, 9986	554.00
19058	Chassis, M9080EL 24 V	1,276.00
19059	Chassis, M9080EU 24 V	1,276.00
19060	Chassis, M9082EL 24 V	1,276.00
19061	Chassis, M9082EU 24 V	1,276.00
19062	Chassis, M9080EL RX 24 V	1,531.00
19063	Chassis, M9080EU RX 24 V	1,531.00
19064	Chassis, M9080EL RX LM 24 V	1,785.00
19065	Chassis, M9080EU RX LM 24 V	1,785.00
19066	Chassis, M9010RX	547.00
19067	Chassis, M9025RX, 9080RX	683.00
19068	Chassis, M9050RX	683.00
19069	Chassis, M9010LM	683.00
19072	Chassis, M9025LM, 9080LM	683.00
19073	Chassis, M9050LM	683.00
19074	Chassis, M9053LM, 9070LM	683.00
19076	Chassis, M9080LM	683.00
19077	Chassis, M9082LM	683.00
19078	Chassis, M9080EL LM	1,531.00
19079	Chassis, M9080EU LM	1,531.00
19080	Chassis, M9082EL LM	1,531.00
19081	Chassis, M9082EU LM	1,531.00
19082	Chassis, M9010RX LM	801.00
19083	Chassis, M9025RX LM, 9080RX LM	936.00
19084	Chassis, M9050RX LM	936.00

Ordering Examples: 19051 L RH Chassis, M9953, for Levers, RH / 19051 K LH Chassis, M9953, for Knobs, LH



Part #	Description	List \$
M9000 Series Lock Cases for Dead Locks, Cases are non-handed. (armor not included)		
19070	Chassis, M9960, 9961, 9962	370.00
19071	Chassis, M9963	370.00

Lock Spindles

Part #	Description	List \$
76008426	Mortise lever lock spindle and spring (includes 2 spindles and 2 springs)	20.00

Mounting Kit for Trim One Side Only

Part #	Description	List \$
76007272	Less outside trim attachment kit	32.00

Lead Lined Lock Case

Part #	Description	List \$
660001	Lead lining plate for M9000 Series mortise locks	330.00

Armor Fronts

605 PVD, 606 PVD, 612 PVD,
613 PVD, 622 PVD, 630



Part #	Description	List \$
Armor Fronts (specify finish) (screws included)		
19020	Armor latch 9010, 9040, 9042, 9046	40.00
19021	Armor latch, aux 9025, 9053, 9056, 9060, 9070, 9071, 9076, 9077, 9080, 9082, 9080EL, 9080EU, 9080ELRX, 9080EURX, 9082EL, 9082EU	40.00
19023	Armor latch, aux, stopworks 9050	40.00
19024	Armor latch, DB 9940, 9942, 9956, 9966, 9968, 9973, 9996	40.00
19025	Armor latch, DB, aux 9967, 9974, 9980, 9985, 9986	40.00
19026	Armor latch, DB, stopworks 9957, 9958, 9959	40.00
19027	Armor latch, DB, aux, stopworks 9953	40.00
19028	Armor DB 9960, 9961, 9962, 9963	40.00
19029	Armor blank 9003, 9004	40.00

Example: 19020 630

Armor Screw Packs

606, 612, 613, 622, 630

Part #	Description	List \$
19032	Screw pack, armor mount (specify finish)	6.60

Example: 19032 630**Trim Screw Packs**

606, 612, 613, 622, 630

Part #	Description	List \$
For all A, B, H, and M Trims		
19033	Screw pack, M9000 rose (specify finish)	13.00
19034	Screw pack, M9000 Escutcheon (specify finish)	13.00
19036	Screw pack, M9001/M9003 (specify finish)	13.00

Security Screws

Part #	Description	List \$
660006	Security screws for all exposed fasteners (sectional trim and dead bolts only)	33.00
660010	Security screws for all exposed fasteners (H escutcheon only)	35.00
660011	Security screws for all exposed fasteners (M escutcheon only)	35.00

NOTE: Available in 630 finish only for use with 619, 625, 626, and 630 finishes.

MD100 Series

Thumbturns (specify finish)

605, 606, 612, 613, 619,
622, 625, 626, 630



Part #	Description	List \$
MD179013	Thumbturn and rose for MD160, MD171, and MD181	102.00

Occupancy Indicators

605, 606, 612, 613,
619, 622, 625,
626, 630



Part #	Description	List \$
MD1790234	Occupancy indicator for rose trim used w/cylinder, reading OCCUPIED/VACANT or SECURED/UNSECURED. Both readings supplied. Specify finish	127.00



MD179020	Occupancy indicator for rose trim used without cylinder, emergency access, reading OCCUPIED/VACANT. Specify finish.	127.00
----------	---	--------

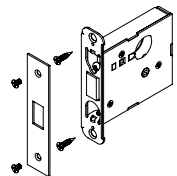


MD179022	Occupancy indicator w/cointurn for rose trim used without cylinder, reading OCCUPIED/VACANT. Specify finish.	127.00
----------	--	--------

NOTES:

- Occupancy indicators are for dead bolt functions or as noted by function description.
- Consult factory for doors thicker than 1-3/4". Specify finish. Example: 79019 626

Chassis Kit



Part #	Description	List \$
MD119090	MD100 Chassis Kit — Includes armor plate, chassis mounting, strike, and armor plate screws	203.00

NOTE: Specify finish — MD119090 630

Strikes



Part #	Description	List \$
MD15301	1-1/8" x 3-1/2" square corner strike	23.00

NOTE: Specify finish — MD15301 630

Screwpack

Part #	Description	List \$
MD119035	SCRPK, MD100 all functions — Includes chassis mounting, strike, and armor plate screws	10.40

NOTE: Specify finish — MD119035 630

D900 Series

605 PVD, 606 PVD, 612 PVD,
613 PVD, 619 PVD, 622 PVD,
625, 626, 630

Thumbturns (specify finish)



Part #	Description	List \$
79013	Thumbturn and rose for D960, D971, and D981	102.00

Occupancy Indicators

605, 606, 612, 613,
619, 622, 625,
626, 630



Part #	Description	List \$
790234	Occupancy indicator for rose trim used w/cylinder, reading OCCUPIED/VACANT or SECURED/UNSECURED. Both readings supplied. Specify finish. Optional RG — Solid red/green indicator insert, Specify "79019 630 RG"	127.00 10.40



79020	Occupancy indicator for rose trim used without cylinder, emergency access, reading OCCUPIED/VACANT. Specify finish.	127.00
-------	---	--------



79021	Occupancy indicator w/cointurn for rose trim used without cylinder, reading SECURED/UNSECURED. No emergency access. Used on inside of door with 79019 on outside.	127.00
-------	---	--------

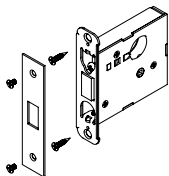


79022	Occupancy indicator w/cointurn for rose trim used without cylinder, reading OCCUPIED/VACANT. Specify finish.	127.00
-------	--	--------

NOTES:

- Occupancy indicators are for dead bolt functions or as noted by function description.
- Consult factory for doors thicker than 1-3/4". Specify finish. Example: 79019 626

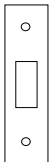
Chassis Kit



Part #	Description	List \$
19090	D900 Chassis Kit — Includes armor plate, chassis mounting, strike, and armor plate screws	203.00

NOTE: Specify finish — 19090 630

Strikes



Part #	Description	List \$
5301	1-1/8" x 3-1/2" square corner strike	23.00

NOTE: Specify finish — 5301 630

Screwpack

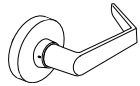
Part #	Description	List \$
19035	SCRPK, D900 all functions — Includes chassis mounting, strike, and armor plate screws	10.40

NOTE: Specify finish — 19035 630

T900 Series

Standard Lever Trim

LR, LC, LF, LG, LT, LV, L118	
605 PVD, 606 PVD, 612 PVD, 619 PVD, 625, 626	613 PVD, 622 PVD, 630

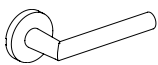


Part #	Description	List \$	
Lever and Rose (specify design/finish and handing)			
79005	Lever and rose, outside, for use with fire-rated latch, T910	207.00	248.00
79006	Lever and rose, inside, for use with fire-rated latch, T910	207.00	248.00
79007	Lever and rose, outside, for use with non-fire-rated latch, T910	207.00	248.00
79008	Lever and rose, inside, for use with non-fire-rated latch, T910	207.00	248.00
79009	Lever and rose, outside, for use with non-fire-rated latch, T940 (privacy)	207.00	248.00
79010	Lever and rose, inside, for use with non-fire-rated latch, T940 (privacy)	207.00	248.00

Example: 79005 LRA 626 RH

Premium Lever Trim

LA, LD, LN, L109, L110, L112, L114, L117, KB	
605 PVD, 606 PVD, 612 PVD, 619 PVD, 625, 626	613 PVD, 622 PVD, 630

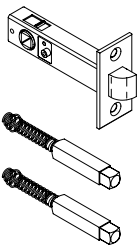


Part #	Description	List \$	
Lever and Rose (specify design/finish and handing)			
79005	Lever and rose, outside, for use with fire-rated latch, T910	248.00	278.00
79006	Lever and rose, inside, for use with fire-rated latch, T910	248.00	278.00
79007	Lever and rose, outside, for use with nonfire-rated latch, T910	248.00	278.00
79008	Lever and rose, inside, for use with nonfire-rated latch, T910	248.00	278.00
79009	Lever and rose, outside, for use with nonfire-rated latch, T940 (privacy)	248.00	278.00
79010	Lever and rose, inside, for use with nonfire-rated latch, T940 (privacy)	248.00	278.00

Example: 79005 L110A 626 RH

Non-Fire Latch Bolt Kits

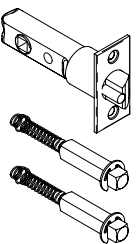
605, 606, 612,
613, 622, 630



Part #	Backset	Description	List \$
90202K	2-3/4"	1-1/8" faceplate, passage, square corner, non-fire	40.00
90232K	2-3/4"	1-1/8" faceplate, privacy, square corner, non-fire	40.00
90200K	2-3/4"	1" faceplate, passage, square corner, non-fire	40.00
90230K	2-3/4"	1" faceplate, privacy, square corner, non-fire	40.00
90100K	2-3/8"	1" faceplate, passage, square corner, non-fire	40.00
90130K	2-3/8"	1" faceplate, privacy, square corner, non-fire	40.00
90101K	2-3/8"	1" faceplate, passage, 1/4" radius corner, non-fire	40.00
90131K	2-3/8"	1" faceplate, privacy, 1/4" radius corner, non-fire	40.00

Example: 90203K 606

605, 606, 612,
613, 622, 630



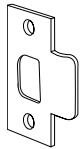
Part #	Backset	Description	List \$
91202K	2-3/4"	1-1/8" faceplate, passage, square corner, 90 min fire-rated	55.00
91200K	2-3/4"	1" faceplate, passage, square corner, 90 min fire-rated	55.00
91100K	2-3/8"	1" faceplate, passage, square corner, 90 min fire-rated	55.00
91101K	2-3/8"	1" faceplate, passage, 1/4" radius corner, 90 min fire-rated	55.00

Example: 91200K 613

NOTES:

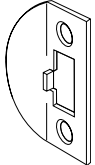
- Kit includes latch, two spindles and two spindle springs. Privacy pins sold separately.
- T900 cannot be changed from fire-rated to non-fire-rated by changing the latch – trim components are different.

Strikes

605, 606, 612
613, 622, 630


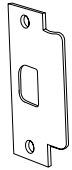
Part #	Description	List \$
5101 – T Strike with Dust Box (specify finish)		
5101-118	1-1/8" x 2-3/4", 1-1/8" lip length, square corner	18.00
5101-112	1-1/8" x 2-3/4", 1-1/2" lip length, square corner	44.00

Example: 5101-118 630

605, 606, 612
613, 622, 630


Part #	Description	List \$
5201, 5202 – Full Lip Strike (specify finish)		
5201-118	1-5/8" x 2-1/4", 1-1/8" lip length, square corner	18.00
5202-118	1-5/8" x 2-1/4", 1-1/8" lip length, 1/4" radius corner	18.00

Example: 5201-118 630

605, 606, 612
613, 622, 630


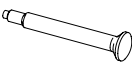
Part #	Description	List \$
5001 – ANSI Strike with Cylindrical Lock Cutout (specify finish)		
5001-1316	1-1/4" x 4-7/8", 1-3/16" lip length, square corner	25.00
5001-112	1-1/4" x 4-7/8", 1-1/2" lip length, square corner	55.00
5001-078	1-1/4" x 4-7/8", 7/8" lip length	55.00

Example: 5001-1316-630

Lock Spindles

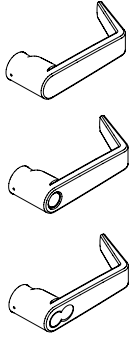
Part #	Description	List \$
76008426	Mortise lever lock spindle and spring (includes 2 spindles and 2 springs)	20.00

T940 Locking Pins

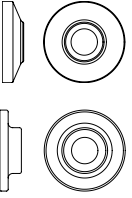


Part #	Description	List \$
76019946	Locking pin – 605, 606 finish	14.00
76019947	Locking pin – 612 finish	14.00
76019948	Locking pin – 613, 622	14.00
76019949	Locking pin – 619, 625, 626, 630 finish	10.00

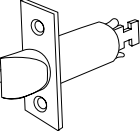
C100 Series

		LR, LC, LG,		
Levers (specify design/finish)		626	605, 606, 612, 619, 625	613, 622, 626AM
	Part #	Description	List \$	
	91200	LR Plain Lever	138.00	142.00 145.00
	91201	LR Button Lever	138.00	142.00 145.00
	91202	LR SFIC Lever	138.00	142.00 145.00
	91203	LR KIL Lever	138.00	142.00 145.00
	91204	LC Plain Lever	138.00	142.00 145.00
	91205	LC Button Lever	138.00	142.00 145.00
	91206	LC SFIC Lever	138.00	142.00 145.00
	91207	LC KIL Lever	138.00	142.00 145.00
	91208	LG Plain Lever	138.00	142.00 145.00
	91209	LG Button Lever	138.00	142.00 145.00
	91210	LG SFIC Lever	138.00	142.00 145.00
	91211	LG KIL Lever	138.00	142.00 145.00
	71769024 or 55714	Insert, Lever		7.00

Example: 91200 626

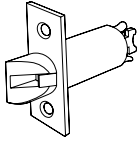
		C, D, E, F	C, D, E, F	C, D, E, F
Roses (specify design/finish)		626	605, 606, 612, 619, 625	613, 622
	Part #	Description	List \$	
	91041	C Rose, Inside and Outside	100.00	108.00 113.00
	91043	D Rose, inside, stamped LOCK	122.00	127.00 134.00
	91042	E Rose, stepped, inside and outside	100.00	108.00 113.00
	91044	F Rose, stepped, inside and outside LOCK	122.00	127.00 134.00

Example: 40001 C 626

9/16" Throw, 2-3/4" Backset Latch Bolts		605, 606, 612, 613, 622, 626/625
Part #	Description	List \$
		
For 110, 140, and 144 Locks		
91068	1-1/8" x 2-1/4" front, 1" diameter, square corner	94.00
For all other locks		
91067	1-1/8" x 2-1/4" front, 1" diameter, square corner	94.00

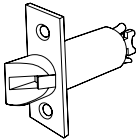
Example: 10202 630

9/16" Throw, 3- 3/4" Backset Latch Bolts 606, 612, 613,
622, 626



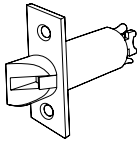
Part #	Description	List \$
For 110, 140, and 144 Locks		
91070	1-1/8" x 2-1/4" front, 1" diameter, square corner	107.00
For all other locks		
91069	1-1/8" x 2-1/4" front, 1" diameter, square corner	107.00

9/16" Throw, 5" Backset Latch Bolts 606, 612, 613,
622, 626



Part #	Description	List \$
For 110, 140, and 144 Locks		
91072	1-1/8" x 2-1/4" front, 1" diameter, square corner	111.00
For all other locks		
91071	1-1/8" x 2-1/4" front, 1" diameter, square corner	111.00

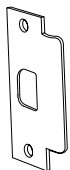
3/4" Throw, 2-3/4" Backset Latch Bolts 606, 612, 613,
622, 626



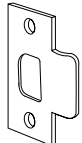
Part #	Description	List \$
For all 100 Locks (non-restoring)		
91076	1-1/8" x 2-1/4" front, 1" diameter, square corner	250.00

Strikes

605, 606, 612,
613, 622, 626/625



Part #	Description	List \$
ANSI Strike (specify finish)		
25641	1-1/4" x 4-7/8", 1-3/16" lip length, square corner	22.00
63016	1-1/4" x 4-7/8", 7/8" flat lip length, square corner	51.00



"T" Strike (specify finish)		
25639	1-1/8" x 2-3/4", 1-1/8" lip length, square corner	22.00
54066	1-1/8" x 2-3/4", 1-1/2" lip length, square corner	51.00

Strike Dust Boxes

Part #	Description	List \$
34380	Box, Strike 5001 (ANSI Strike)	11.00
25640	Box, Strike 5201 ("T" Strike)	8.00

Screw Packs

Part #	Description	List \$
91079	Universal Screw Pack for Latch & Strike- Specify Finish	25.00

Security Screws

Part #	Description	List \$
91090	Security Screws for latch and strikes- specify finish	27.00

Lock Spacers for Thin Doors, C100 Series, Levers Only

Part #	Description	List \$
55044	Spacers for thin door 1-3/8" - 1-5/8" door (specify finish)	61.00
	*2 required for 1-3/8" door	

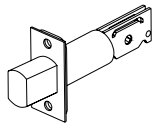
Tailpieces, Conventional, SFIC, and Retrofit Locksets

Part #	Description	List \$
91083	C100 Throw member, stabilizer, and bushing kit for SFIC	10.00
71770527	Conventional (KIL) tailpiece, support ring and lever insert kit	15.00

D800 Series

1" Throw Dead Bolts

605, 606,
612, 613,
619, 625, 626

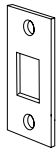


Part #	Description	List \$
28652	1-1/8" x 2-1/4" faceplate, 2-3/8" backset, square corner (specify finish)	66.00
28752	1-1/8" x 2-1/4" faceplate, 2-3/4" backset, square corner (specify finish)	66.00

Example: 28752 626

Strikes

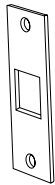
605, 606,
612, 613,
619, 625, 626



Part #	Description	List \$
5103 – Standard Strike for Dead Bolt (specify finish)		
5103	1-1/8" x 2-3/4", no lip, square corner	20.00
5104	1-1/8" x 2-3/4", no lip, radius corner	20.00

Example: 5103 626

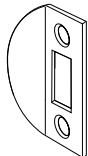
605, 606,
612, 613, 626



Part #	Description	List \$
5004 – ANSI Strike with Dead Bolt Cutout (specify finish)		
5004	1-1/4" x 4-7/8", no lip, square corner	25.00

Example: 5004 626

605, 606,
612, 613, 630



Part #	Description	List \$
5203 – Full Lip Strike with Dead Bolt Cutout (specify finish)		
5203-118	1-5/8" x 2-1/4", 1-1/8" lip length, square corner	18.00
5204-118	1-5/8" x 2-1/4", 1-1/8" lip length, radius corner	18.00

Example: 5203-118 630

605, 606,
612, 613,
629, 630



Part #	Description	List \$
5006 – ANSI Strike with lip and Dead Bolt cutout (specify finish)		
5006-114	1-1/4" x 4-7/8", 1-1/4" lip length, square corner	25.00
5006-112	1-1/4" x 4-7/8", 1-1/2" lip length, square corner	51.00

Example: 5006-114 630

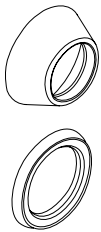
Thumb Turn and Rose (specify finish)

**605, 606, 612,
613, 619, 625, 626**

Part #	Description	List \$
28001	Turn and rose, D860/880/871/882	52.00
28002	Turn and rose, D863	52.00
28003	Turn and rose, D881	52.00
28006	Turn and rose, outside, D882	52.00
28004	Rose and plate, D861	52.00
28005	Rose and plate, D880	52.00
76010357	Driver, D880 Thumb turn	14.00
76007273	Driver, D882 Thumb turn	14.00

Cylinder Rings (specify finish)

**605, 606, 612, 613,
619, 625, 626**



Part #	Description	List \$
28010	Cylinder ring and insert, D800	63.00
28011	Cylinder ring, IC core	38.00

Snap On Faceplate (specify finish)

**605, 606, 612, 613,
619, 625, 626**



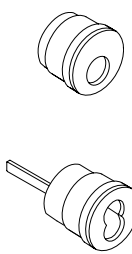
Part #	Description	List \$
28020	Snap on faceplate standard cylinder	20.00
28021	Snap on faceplate SFIC	20.00
28022	Snap on faceplate, Schlage FSIC	20.00

Occupancy Indicator (specify finish)



Part #	Description	List \$
79023	Occupancy indicator w/cointurn	85.00

Cylinder Housings

	Part #	Description	List \$
	76010496	Housing, outside, D800 standard cylinder	38.00
	76010498	Housing, inside, D800 standard cylinder	38.00
	76010497	Cylinder, retaining screw	7.00
	76010509	Housing, outside, D860/863 SFIC	72.00
	76010510	Housing, outside, D861 SFIC	72.00
	76010511	Housing, outside, D862 SFIC, 1-3/8"-1-3/4" door thickness	72.00
	76010512	Housing, inside, D862 SFIC, 1-3/8"-1-3/4" door thickness	72.00
	76013630	Housing, outside, D860R/863R to accept Schlage FSIC, 1-3/4"-2-1/2" door thickness	87.00
	76018148	Housing, outside, D862R to accept Schlage FSIC, 1-3/4"-2-1/2" door thickness	87.00
	76018149	Housing, inside, D862R to accept Schlage FSIC, 1-3/4"-2-1/2" door thickness	87.00

Screw Packs

Part #	Description	List \$
76010432	Screw pack, D860/861/863, 605/606 finish	20.00
76010433	Screw pack, D860/861/863, 612 finish	20.00
76010434	Screw pack, D860/861/863, 613 finish	20.00
76010435	Screw pack, D860/861/863, 619/625/626 finish	20.00
76010448	Screw pack, IC D860/861/863, 605/606 finish	20.00
76010449	Screw pack, IC D860/861/863, 612 finish	20.00
76010450	Screw pack, IC D860/861/863, 613 finish	20.00
76010451	Screw pack, IC D860/861/863, 619/625/626 finish	20.00
76010444	Screw pack, D862, 605/606 finish	20.00
76010445	Screw pack, D862, 612 finish	20.00
76010446	Screw pack, D862, 613 finish	20.00
76010447	Screw pack, D862, 619/625/626 finish	20.00
76010436	Screw pack, D871/880, 605/606 finish	20.00
76010437	Screw pack, D871/880, 612 finish	20.00
76010438	Screw pack, D871/880, 613 finish	20.00
76010439	Screw pack, D871/880, 619/625/626 finish	20.00
76010440	Screw pack, D881, 605/606 finish	20.00
76010441	Screw pack, D881, 612 finish	20.00
76010442	Screw pack, D881, 613 finish	20.00
76010443	Screw pack, D881, 619/625/626 finish	20.00
76018150	Screw pack, D882R, 605/606 finish, for Schlage FSIC	23.00
76018151	Screw pack, D882R, 612 finish, for Schlage FSIC	23.00
76018152	Screw pack, D882R, 613 finish, for Schlage FSIC	23.00
76018153	Screw pack, D882R, 619/625/626 finish, for Schlage FSIC	23.00

Security Screws

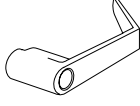
Part #	Description	List \$
660008	Security screws for all exposed fasteners (specify finish)	29.00

NOTE: Available in 630 finish only for use with 619, 625, 626, and 630 finishes.


Tailpieces, Conventional, SFIC, and FSIC D800 Dead Bolts

D800 Tailpieces	Tailpiece	Cylinder Type	Application	List \$
	6718 D	Standard	D861	9.20
	6719 D	Standard	D860/D863	9.20
	6720 D	Standard	D862	9.20
	6718 C	SFIC	D861	9.20
	6720 C	SFIC	D862	9.20

C200 Series

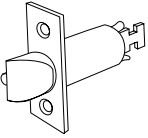
		LG, LR, LC		
		626	605, 606, 612, 613	
Levers (specify design/finish)				
	Part #	Description	List \$	
	91009	LR Plain Lever	107.00	115.00
	91007	LR Button and KIL cylinder Lever	107.00	115.00
	88954	LR SFIC Lever	107.00	115.00
	88952	LC Plain Lever	107.00	115.00
	88953	LC Button and KIL cylinder Lever	107.00	115.00
	88950	LC SFIC Lever	107.00	115.00
	88960	LG Plain Lever	107.00	115.00
	88961	LG Button and KIL cylinder Lever	107.00	115.00
	88958	LG SFIC Lever	107.00	115.00
91010	Insert, Lever	5.00		

Roses for Levers (specify finish)

	Part #	Description	List \$	
	91005	E Rose, Outside	49.00	56.00
91004	E Rose, Inside	37.00	45.00	

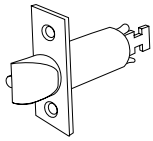
Example: 47001 E 626

1/2" Throw, 2-3/8" Backset Latch Bolts 605, 606, 612, 613, 630

	Part #	Description	List \$
	For 210, 212, 225, 250, 253, 270, or 280 locks (specify finish)		
91450	1" x 2-1/4" front, square corner	69.00	
91451	1" x 2-1/4" front, 1/4" radius corner	69.00	
91452	1-1/8" x 2-1/4" front, square corner	69.00	
For 230 and 240 locks			
91453	1" x 2-1/4" front, square corner	69.00	
91454	1" x 2-1/4" front, 1/4" radius corner	69.00	
91455	1-1/8" x 2-1/4" front, square corner	69.00	

1/2" Throw, 2-3/4" Backset Latch Bolts

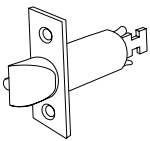
**605, 606, 612,
613, 630**



Part #	Description	List \$
For 210, 212, 225, 250, 253, 270, or 280 locks (specify finish)		
91456	1" x 2-1/4" front, square corner	66.00
91457	1" x 2-1/4" front, 1/4" radius corner	66.00
91458	1-1/8" x 2-1/4" front, square corner	66.00
For 230 and 240 locks		
91459	1" x 2-1/4" front, square corner	66.00
91460	1" x 2-1/4" front, 1/4" radius corner	66.00
91461	1-1/8" x 2-1/4" front, square corner	66.00

1/2" Throw, 3-3/4" Backset

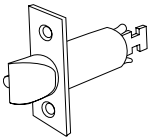
**605, 606, 612,
613, 630**



Part #	Description	List \$
For 210, 212, 225, 250, 253, 270, or 280 Functions		
91462	1" x 2-1/4" front, square corner	79.00
91463	1" x 2-1/4" front, radius corner	79.00
91464	1-1/8" x 2-1/4" front, square corner	79.00
For 230 & 240 Functions		
91465	1" x 2-1/4" front, square corner	79.00
91466	1" x 2-1/4" front, round radius corner	79.00
91467	1-1/8" x 2-1/4" front, square corner	79.00

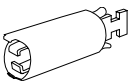
1/2" Throw, 5" Backset

**605, 606, 612,
613, 630**



Part #	Description	List \$
For 210, 212, 225, 250, 253, 270, or 280 Functions		
91468	1" x 2-1/4" front, square corner	79.00
91469	1" x 2-1/4" front, radius corner	79.00
91470	1-1/8" x 2-1/4" front, square corner	79.00
For 230 & 240 Functions		
91471	1" x 2-1/4" front, square corner	79.00
91472	1" x 2-1/4" front, round radius corner	79.00
91473	1-1/8" x 2-1/4" front, square corner	79.00

Backset Link



Part #	Description	List \$
Backset Link for 210, 212, 225, 240, 250, 253, 270 and 280 locks		
88964	3-3/4" - USE only WITH 2-3/8" LATCH	32.00
88967	5" - USE only WITH 2-3/4" LATCH	32.00

Strikes

605, 606,
612, 613, 630

Part #	Description	List \$
ANSI Strike (specify finish)		
88974	1-1/4" x 4-7/8", 1-3/16" lip length, square corner	22.00
"T" Strike (specify finish)		
88973	1-1/8" x 2-3/4", 1-1/8" lip length, square corner	18.00
91014	1-1/8" x 2-3/4", 1-1/2" lip length, 1/4" radius corner	42.00
91015	1-5/8" x 2-1/4", full lip, 1-1/8" lip length, square corner	18.00
91016	1-5/8" x 2-1/4", full lip, 1-1/8" lip length, 1/4" radius corner	42.00

Strike Dust Boxes

Part #	Description	List \$
34380	Box, Strike 5001 (ANSI Strike)	10.00
25640	Box, Strike 5201 ("T" Strike)	9.00

Screw Packs

Part #	Description	List \$
90632	C200 Screw Pack for Latch & Screw (specify finish)	21.00
88998	C200 through bolt screw pack with lever removal tool	21.00

Security Screw

Part #	Description	List \$
91090	Torx Security Screw Pack (specify finish)	27.00

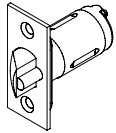
Tailpieces, Conventional, and SFIC C200 Locksets

Part #	Description	List \$
6713D	C200 tailpiece for conventional cylinder	9.00
56165	C200 tailpiece for SFIC cylinder	9.00

C500 Series

1/2" Throw, 2-3/8" Backset Latch Bolts

605, 613, 630

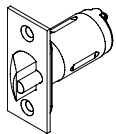


Part #	Description	List \$
For 510 or 540 Locks (specify finish)		
15130	1" x 2-1/4" front, 7/8" diameter, square corner	41.00
15131	1" x 2-1/4" front, 7/8" diameter, 1/4" radius corner	41.00
For 525, 550, 553, 570, or 580 Locks (specify finish)		
15150	1" x 2-1/4" front, 7/8" diameter, square corner	45.00
15151	1" x 2-1/4" front, 7/8" diameter, 1/4" radius corner	45.00
For 530 Locks (specify finish)		
15180	1" x 2-1/4" front, 7/8" diameter, square corner	45.00
15181	1" x 2-1/4" front, 7/8" diameter, 1/4" radius corner	45.00

Example: 15130 630

1/2" Throw, 2-3/4" Backset Latch Bolts

605 613, 630



Part #	Description	List \$
For 510 or 540 Locks (specify finish)		
15230	1" x 2-1/4" front, 7/8" diameter, square corner	41.00
15231	1" x 2-1/4" front, 7/8" diameter, 1/4" radius corner	41.00
15232	1-1/8" x 2-1/4" front, 7/8" diameter, square corner	41.00
For 525, 550, 553, 570, or 580 Locks (specify finish)		
15250	1" x 2-1/4" front, 7/8" diameter, square corner	45.00
15251	1" x 2-1/4" front, 7/8" diameter, 1/4" radius corner	45.00
15252	1-1/8" x 2-1/4" front, 7/8" diameter, square corner	45.00
For 530 Locks (specify finish)		
15280	1" x 2-1/4" front, 7/8" diameter, square corner	45.00
15281	1" x 2-1/4" front, 7/8" diameter, 1/4" radius corner	45.00
15282	1-1/8" x 2-1/4" front, 7/8" diameter, square corner	45.00

Example: 15230 630

Face Plate Filler

Part #	Description	List \$
76006496	Faceplate, filler 1-1/8" x 2-1/4" (order in quantities of 10)	2.80

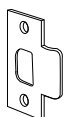
Strikes

605, 613, 630



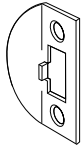
Part #	Description	List \$
5001 — ANSI Strike with Cylindrical Lock Cutout with Dust Box (specify finish)		
5001-1316	1-1/4" x 4-7/8", 1-3/16" lip length, square corner	25.00
5001-112	1-1/4" x 4-7/8", 1-1/2" lip length, square corner	55.00

Example: 5001-1316 630



Part #	Description	List \$
5101, 5102 — "T" Strike with Dust Box (specify finish)		
5101-118	1-1/8" x 2-3/4", 1-1/8" lip length, square corner	18.00
5101-112	1-1/8" x 2-3/4", 1-1/2" lip length, square corner	44.00
5102-118	1-1/8" x 2-3/4", 1-1/8" lip length, 1/4" radius corner	18.00
5102-112	1-1/8" x 2-3/4", 1-1/2" lip length, 1/4" radius corner	44.00

Example: 5101-118 630



Part #	Description	List \$
5201, 5202 – Full Lip Strike with Dust Box (specify finish)		
5201-118	1-5/8" x 2-1/4", 1-1/8" lip length, square corner	18.00
5202-118	1-5/8" x 2-1/4", 1-1/8" lip length, 1/4" radius corner	18.00

Example: 5201-118 630

Strike Dust Boxes

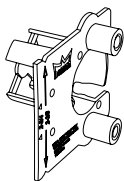
Part #	Description	List \$
76006253	Box, Strike 5001 (ANSI Strike)	10.40
76006254	Box, Strike 5101/5102 (Full Lip Strike)	5.30
76001978	Box, Strike 5201 (T-strike)	8.00

Screw Packs

Part #	Description	List \$
C500		
76011566	Screw pack, C501	23.00
76011563	Screw pack, all C500 except C501, 619/625/626 finish	23.00
76011564	Screw pack, all C500 except C501, 605/606 finish	23.00
76011565	Screw pack, all C500 except C501, 613 finish	23.00

NOTES: Levers/roses not available as service items. 605 finish latch, strike, and/or screw packs used with 605 or 606 lock finishes. 630 finish latch, strike, and/or screw packs used with 619, 625, or 626 lock finishes.

Drilling Jig



Part #	Description	List \$
76004795	Drilling jig for C800 levers, CL700, and C500 locksets	20.00

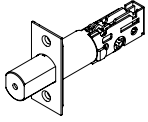
Tailpieces, Conventional and SFIC C500 Locksets

Part #	Description (sold in multiples of 10 unless otherwise specified)	List \$
6724D	C550D, C553D, C555D, C580D, levers only, standard cylinder	9.20
6724C	C550C, C553C, C555C, C580C, levers only, SFIC	9.20
6725D	C570D, levers only, standard cylinder	9.20
6725C	D570C, levers only, SFIC	9.20

DB600 Series

1" Throw, 2-3/8"-2-3/4" Adjustable Backset Dead Bolts

605, 613, 630



Part #	Description	List \$
26170	1" x 2-1/4" faceplate, square corner (1-1/8" wide w/filler)	50.00
26171	1" x 2-1/4" faceplate, radius corner	50.00
26173	1" diameter, drive in	50.00

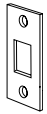
Example: 26170 630

Face Plate Filler

Part #	Description	List \$
76006496	Faceplate, filler 1-1/8" x 2-1/4" (order in quantities of 10)	73.00

Strikes

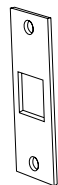
605, 613, 630



Part #	Description	List \$
5103 — Standard Strike for Dead Bolt (specify finish)		
5103	1-1/8" x 2-3/4", no lip, square corner	18.00
5104	1-1/8" x 2-3/4", no lip, radius corner	18.00

Example: 5103 630

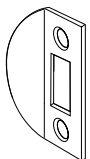
605, 613, 630



Part #	Description	List \$
5004 — ANSI Strike with Dead Bolt Cutout (specify finish)		
5004	1-1/4" x 4-7/8", no lip, square corner	25.00

Example: 5004 630

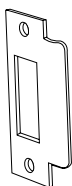
605, 613, 630



Part #	Description	List \$
5203 — Full Lip Strike with Dead Bolt Cutout (specify finish)		
5203-118	1-5/8" x 2-1/4", 1-1/8" lip length, square corner	18.00
5204-118	1-5/8" x 2-1/4", 1-1/8" lip length, radius corner	18.00

Example: 5203-118 630

605, 613, 630



Part #	Description	List \$
5006 — ANSI Strike with Lip and Dead Bolt Cutout (specify finish)		
5006-114	1-1/4" x 4-7/8", 1-1/4" lip length, square corner	25.00
5006-112	1-1/4" x 4-7/8", 1-1/2" lip length, square corner	51.00

Example: 5006-114 630

Tailpieces, Conventional and SFIC DB600 Dead Bolts

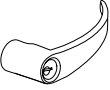

Part #	Description	List \$
6716D	D660, standard cylinder	9.20
6717D	D662, standard cylinder	9.20
6716C	D660, SFIC	9.20
6717C	D662, SFIC	9.20

C300/J300 Series

Finish Availability Chart

	626	613	619	605
LR	•	•		
LC	•	•		•
LG	•	•	•	
LS		•	•	•

Levers/Roses (specify design/finish)

	Part #	Description	List \$
	33001	Closed lever – plain	45.00
	33002	Open lever – button and cylinder	45.00
	33003	SFIC lever – interchangeable core (J353 LR only)	45.00
	43001	Rose, inside	23.00
	43002	Rose, outside	23.00

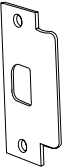
Example: 33001 LR 626

Screwpacks

Part #	Description	List \$
76019305	Screwpack, C300 619/626	20.00
76019306	Screwpack, C300 605	20.00
76019307	Screwpack, C300 613	20.00
76019308	Screwpack, C301 DUMMY	10.40
76019659	Screwpack, J300 mounting screws	20.00
76019660	Screwpack, J300 escutcheon 605	10.40
76019661	Screwpack, J300 escutcheon 619	10.40
76019662	Screwpack, J300 escutcheon 613	10.40
76019663	Screwpack, J300 escutcheon 630	10.40

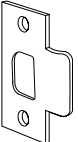
Strikes

605, 606,
612, 613, 630

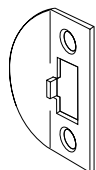
	Part #	Description	List \$
	5001 – ANSI Strike with Cylindrical Lock Cutout with Dust Box (specify finish)		
	5001-1316	1-1/4" x 4-7/8", 1-3/16" lip length, square corner	25.00
	5001-112	1-1/4" x 4-7/8", 1-1/2" lip length, square corner	55.00

Example: 5001-1316-630

605, 606,
612, 613,

	Part #	Description	List \$
	5101, 5102 – "T" Strike with Dust Box (specify finish)		
	5101-118	1-1/8" x 2-3/4", 1-1/8" lip length, square corner	18.00
	5101-112	1-1/8" x 2-3/4", 1-1/2" lip length, square corner	44.00
	5102-118	1-1/8" x 2-3/4", 1-1/8" lip length, 1/4" radius corner	18.00
	5102-112	1-1/8" x 2-3/4", 1-1/2" lip length, 1/4" radius corner	44.00

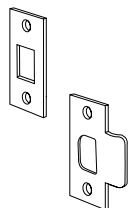
Example: 5101-118 630



5201-118	1-5/8" × 2-1/4", 1-1/8" lip length, square corner	18.00
5202-118	1-5/8" × 2-1/4", 1-1/8" lip length, 1/4" radius corner	18.00

: 5201-118 630

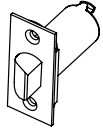
76006253	Box, Strike 5001 (ANSI Strike)	10.40
76006254	Box, Strike 5101/5102 (Full Lip Strike)	5.30
76001978	Box, Strike 5201 (T-strike)	8.00



5701	Lock — T strike, Dead bolt — no lip square corner strike dead bolt	29.00
5703	Lock — full lip square corner strike, Dead bolt — no lip square corner strike	29.00
5704	Lock — full lip 1/4" radius corner strike, Dead bolt — no lip 1/4" radius corner strike	29.00
5705	Lock — full lip square corner strike, Dead bolt — full lip square corner strike	29.00
5706	Lock — full lip 1/4" radius corner strike, Dead bolt — full lip 1/4" radius corner strike	29.00

Latches

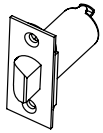
C310/C340 Non-Fire



Part #	Description	List \$
13202	2-3/4" backset x 1-1/8" SC faceplate	27.00
13200	2-3/4" backset x 1" SC faceplate	27.00
13201	2-3/4" backset x 1" RC faceplate	27.00
13102	2-3/8" backset x 1-1/8" SC faceplate	27.00
13100	2-3/8" backset x 1" SC faceplate	27.00
13101	2-3/8" backset x 1" RC faceplate	27.00

Example: 13202 626

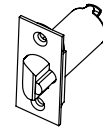
C310/C340/J310 Fire



Part #	Description	List \$
13202F	2-3/4" backset x 1-1/8" SC faceplate	35.00
13200F	2-3/4" backset x 1" SC faceplate	35.00
13201F	2-3/4" backset x 1" RC faceplate	35.00
13102F	2-3/8" backset x 1-1/8" SC faceplate	35.00
13100F	2-3/8" backset x 1" SC faceplate	35.00
13101F	2-3/8" backset x 1" RC faceplate	35.00

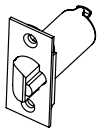
Example: 13202F 626

C330 Fire



Part #	Description	List \$
13282F	2-3/4" backset x 1-1/8" SC faceplate	35.00
13280F	2-3/4" backset x 1" SC faceplate	35.00
13281F	2-3/4" backset x 1" RC faceplate	35.00
13182F	2-3/8" backset x 1-1/8" SC faceplate	35.00
13180F	2-3/8" backset x 1" SC faceplate	35.00
13181F	2-3/8" backset x 1" RC faceplate	35.00

Example: 13282F 626



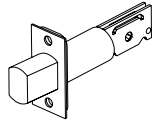
13252F	2-3/4" backset x 1-1/8" SC faceplate	35.00
13250F	2-3/4" backset x 1" SC faceplate	35.00
13251F	2-3/4" backset x 1" RC faceplate	35.00
13152F	2-3/8" backset x 1-1/8" SC faceplate	35.00
13150F	2-3/8" backset x 1" SC faceplate	35.00
13151F	2-3/8" backset x 1" RC faceplate	35.00

: 13252F 626

NOTE: 2-3/8" Basket only, finish does not apply (no face plate)

13103	2-3/8" backset Drive-In	22.00
13153	2-3/8" backset Drive-In	22.00
13183	2-3/8" backset Drive-In	22.00

NOTE: 2-3/8" Basket only, finish does not apply (no face plate)



13390	Adjustable backset 1" SC faceplate with filler	35.00
13391	Adjustable backset 1" RC faceplate	35.00

: 13390 626

J300 Components

33801	SFIC dead bolt cylinder housing with trim ring	52.00
33802	Standard cylinder dead bolt cylinder housing with trim ring	52.00

Miscellaneous Parts

76019292	Black plastic lever insert — J310	2.80
76019304	Latch filler — 1" to 1-1/8"	2.80

9000 Series

Item	Description	Finishes		
		Painted	Plated or Base Metal	Finish N/A
		689, 691, 693, 695, 696	605, 606, 611, 612, 613, 619, 625, 626, 629*, 630	
		List \$		
Alarms, Controls, and Monitoring				
BPA Kit	Battery powered alarm kit. Specify bar size and finish (includes standard cylinder).	899.00	899.00	—
BPAR Kit	Battery powered alarm, 4 minute reset kit. Specify bar size and finish (includes standard cylinder).	899.00	899.00	—
DWA Kit	Direct wired alarm kit. Specify bar size and finish.	853.00	853.00	—
MS Kit	Monitor switch kit	—	—	386.00
Dogging				
CD Kit	Kit allows conversion to CD function (includes standard cylinder). Specify bar size and finish.	263.00	263.00	—
DOGKEYPAK	Hex dogging keys (10 keys per pack)	—	—	68.00
9DRKIT	Dogging repair kit. Includes all parts for hex key dogging assembly.	—	—	126.00
Fasteners				
GK9000	Glass light shim kit for 9100, 9300, 9400, and 9500 devices. Specify finish.	113.00	113.00	—
GK9200	Glass light shim kit for 9600, 9700, and 9800 devices. Specify finish.	113.00	113.00	—
SNBPAK	Sex nuts and bolts, 2 per pack. Specify finish.	23.00	23.00	—
Strikes, 9100 Series CVR/9400 Series SVR/9600 Series CVR/9800 Series SVR				
340	Flat slide bolt bottom strike – CVR/SVR	—	—	62.00
416V	Surface bottom strike for pullman latch – SVR	—	—	62.00
418	Standard top strike – CVR	—	—	62.00
419	Wood frame top strike – CVR	—	—	78.00
426	Standard top strike – CVR	—	—	62.00
426A	Top strike with angle – SVR	—	—	78.00
431	Recessed bottom strike for pullman latch – CVR/SVR	—	—	78.00
439	Standard slide bolt bottom strike – CVR/SVR	—	—	62.00
Strikes, 9300 Series Rim/9700 Series Rim				
320	Overlap strike – Rim	—	—	92.00
416	Strike – Rim	—	—	62.00
430	Strike – Rim	—	—	95.00
463	Extended lip strike (fire-rated, hurricane rated) – Rim	—	—	95.00
476	Roller strike – Rim	—	—	62.00
486	Roller strike – Rim	—	—	62.00
Cylinder Adaptors				
80CK	Rim cylinder mounting kit. Included with 03 trim.	—	—	148.00

* Please allow 4 week lead time for 629 finish.

		Finishes		
		Painted	Plated or Base Metal	Finish N/A
		689, 691, 693, 695, 696	605, 606, 611, 612, 613, 619, 625, 626, 629*, 630	
Item	Description	List \$		
Strikes, 9500 Series Mortise				
465	Standard strike – Mortise	–	–	62.00
565L	Open back strike – Mortise (for LHR applications)	–	–	95.00
565R	Open back strike – Mortise (for RHR applications)	–	–	95.00
Chassis Kit				
91CRKT	Chassis kit, 9100 CVR	–	–	158.00
93CRKT	Chassis kit, 9300 Rim	–	–	30.00
94CRKT	Chassis kit, 9400 SVR	–	–	92.00
95CRKTLHR	Chassis kit, 9500 Mortise. Specify handing.	–	–	71.00
95CRKTRHR	Chassis kit, 9500 Mortise. Specify handing.	–	–	71.00
96CRKT	Chassis kit, 9600 CVR	–	–	158.00
97CRKT	Chassis kit, 9700 Rim	–	–	30.00
98CRKT	Chassis kit, 9800 SVR	–	–	92.00
Chassis Assembly				
CHASASSY91	Chassis assembly 9100 CVR. Specify handing. Includes mounting screws.	–	–	297.00
CHASASSY93	Chassis assembly 9300 Rim. Includes mounting screws.	–	–	315.00
CHASASSYF93	Chassis assembly F9300 Rim. Includes mounting screws.	–	–	370.00
CHASASSY94	Chassis assembly 9400 SVR. Includes mounting screws.	–	–	315.00
CHASASSY95	Chassis assembly 9500 Mortise. Specify handing. Includes mounting screws.	–	–	297.00
CHASASSY96	Chassis assembly 9600 CVR. Includes mounting screws.	–	–	297.00
CHASASSY97	Chassis assembly 9700 Rim. Includes mounting screws.	–	–	315.00
CHASASSYF97	Chassis assembly F9700 Rim. Includes mounting screws.	–	–	370.00
CHASASSY98	Chassis assembly 9800 SVR. Includes mounting screws.	–	–	297.00
Chassis Assembly Cover				
CHCOV91/95	Chassis assembly cover. Includes cover and mounting screws.	104.00	205.00	–
CHCOV93	Chassis assembly cover. Includes cover and mounting screws.	141.00	259.00	–
CHCOV94	Chassis assembly cover. Includes cover and mounting screws.	141.00	259.00	–
CHCOV96	Chassis assembly cover. Includes cover and mounting screws.	104.00	205.00	–
CHCOV97	Chassis assembly cover. Includes cover and mounting screws.	141.00	259.00	–
CHCOV98	Chassis assembly cover. Includes cover and mounting screws.	141.00	259.00	–
End Caps				
EC	End cap, panic devices. Includes end cap, end cap mounting bracket, and mounting screws.	107.00	127.00	–
FEC	End cap, fire-rated devices. Includes end cap, end cap mounting bracket, and mounting screws.	107.00	127.00	–

* Please allow 4 week lead time for 629 finish.

Item	Description	Finishes		
		Painted	Plated or Base Metal	Finish N/A
		689, 691, 693, 695, 696	605, 606, 611, 612, 613, 619, 625, 626, 629*, 630	
		List \$		
Touch Bar and Rail Assembly				
TBR	Touch bar and rail assembly. Specify bar size and finish. (Partial length).	459.00	914.00	—
FTBR	Touch bar and rail assembly fire-rated. Specify bar size and finish. (Partial length).	497.00	962.00	—
780915180	Motorized Latch Retraction Retrofit Kit. Accommodates 9000 series panic exit devices			\$1,281.00
ESTBR	Touch bar and rail assembly with ES option. Specify bar size and finish.	1,219.00	1,523.00	—
ESFTBR	Touch bar and rail assembly, fire-rated, with ES option. Specify bar size and finish.	1,257.00	1,569.00	—
FLTBR	Full length touch bar and rail assembly	683.00	1,501.00	—
FLFTBR	Full length fire-rated touch bar and rail assembly	726.00	1,549.00	—
9100 Series CVR / 9600 Series CVR				
9GALD	Aluminum door bracket	—	—	157.00
CVBOTPULLTCH	Bottom pullman latch assembly. Includes latch assembly, (2) each mounting angle brackets, ALD bracket, and mounting screws.	—	—	245.00
CVBOTSBLTCH	Standard bottom slide bolt assembly. Includes slide bolt assembly, (2) each mounting brackets, ALD bracket, and mounting screws.	—	—	127.00
CVRD96	Concealed vertical rod assembly. Includes outer and inner rods, rod retaining clip, and pivot connecting links.	—	—	150.00
CVRDLWR91	Concealed vertical rod kit, lower. Includes rod assembly, push rod, and fasteners for standard DORMA door prep (40-5/16" measured from finished floor or threshold to horizontal centerline device).	—	—	133.00
CVRDUPR91	Concealed vertical rod kit, upper. Includes rod assembly, push rod, and fasteners.	—	—	118.00
CVTOPLTCH	Top latch assembly. Includes latch assembly, (2) each mounting angle brackets, ALD bracket, and mounting screws.	—	—	263.00
ETR 9100	Top rod extension kit, 9100, for 8'-10' doors	—	—	78.00
FCVBOTPULLTCH	Bottom pullman latch assembly, fire-rated. Includes latch assembly, (2) each mounting angle brackets, ALD bracket, and mounting screws.	—	—	269.00
FCVBOTSBLTCH	Standard bottom slide bolt, fire-rated. Includes slide bolt assembly, (2) each mounting brackets, and bracket/mounting screws.	—	—	127.00
FCVTOPLTCH	Standard top latch assembly, fire-rated. Includes latch assembly, (2) each mounting angle brackets, ALD bracket, and mounting screws.	—	—	290.00
CVTOPLTCHNS	Standard top latch assembly for 9600 narrow stile CVR devices. Includes latch assembly, narrow stile bracket (assembled), and mounting screws.	—	—	263.00
POPPER	Thermal pin for fire-rated and CVR devices less bottom rod.	—	—	104.00

* Please allow 4 week lead time for 629 finish.

Item	Description	Finishes		
		Painted	Plated or Base Metal	Finish N/A
		689, 691, 693, 695, 696	605, 606, 611, 612, 613, 619, 625, 626, 629*, 630	
		List \$		
9400 Series SVR				
ETR 9400	Top rod extension kit, 9400, for 7'-9' or 8'-10' doors	78.00	152.00	—
FSVBOTPULLTCH	Bottom pullman latch assembly, fire-rated. Includes mounting screws.	—	—	170.00
FSVBOTSBLTCH	Standard bottom slide bolt assembly, fire-rated. Includes slide bolt assembly and mounting screws.	—	—	146.00
FSVTOPLTCH	Standard top latch assembly, fire-rated. Includes mounting screws.	—	—	234.00
LCHCOV	Latch assembly cover. Includes cover and mounting screws.	111.00	160.00	—
POPPER	Thermal pin for fire-rated and SVR devices less bottom rod.	—	—	104.00
SVBOTPULLTCH	Bottom pullman latch assembly. Includes mounting screws.	—	—	157.00
SVBOTSBLTCH	Standard bottom slide bolt assembly. Includes slide bolt assembly and mounting screws.	—	—	127.00
SVTOPLTCH	Standard top latch assembly. Includes mounting screws.	—	—	148.00
SVRDLWR	Surface vertical rod, lower. Precut, threaded, and drilled for standard DORMA door prep (40-5/16", measured from finished floor or threshold to horizontal centerline device). Includes push rod, rod guide, and fasteners.	72.00	92.00	—
SVRDUPR947	Surface vertical rod, upper. Precut, threaded, and drilled for 7' door. Includes push rod, rod guide, and fasteners.	104.00	142.00	—
SVRDUPR948	Surface vertical rod, upper. Precut, threaded, and drilled for 8' door. Includes push rod, rod guide, and fasteners.	104.00	142.00	—
9500 Series Mortise – Specify if device is prior 11/14. Devices prior to 11/14 will require new trim.				
95MLB	Mortise lock body, armor front, spindle, cylinder, and end cap. Specify handing.	458.00	458.00	
95MLB Fire	Mortise lock body. Fire-rated. Specify handing.	464.00	464.00	
95MLB LFSC	Mortise lock body. LFSC. Specify handing.	1,407.00	1,407.00	
95MLB LFSC Fire	Mortise lock body. LFSC, fire-rated. Specify handing.	1,416.00	1,416.00	
95MLB LFSF	Mortise lock body. LFSF. Specify handing.	1,407.00	1,407.00	
95MLB LFSF Fire	Mortise lock body. LFSF, fire-rated. Specify handing.	1,416.00	1,416.00	

* Please allow 4 week lead time for 629 finish.

8000 Series

Item	Description	List Add \$
Dogging		
DOGKEYPAK	Hex dogging keys (10 keys per pack)	68.00
8DRKIT	Dogging repair kit. Includes all parts for hex key dogging assembly.	126.00
Fasteners		
GK8000	Glass light shim kit	113.00
SNBPAK	Sex nuts and bolts, 2 per pack/3 required for 8300 (EO)	23.00
Strikes, 8400 Series SVR		
340	Flat slide bolt bottom strike – CVR/SVR	62.00
416V	Surface bottom strike for pullman latch – SVR	62.00
418	Standard top strike – CVR	62.00
419	Wood frame top strike – CVR	78.00
426	Standard top strike – CVR	62.00
426A	Top strike with angle – SVR	78.00
431	Recessed bottom strike for pullman latch – CVR/SVR	78.00
439	Standard slide bolt bottom strike – CVR/SVR	62.00
Strikes, 8300 Series Rim		
320	Overlap strike – Rim	92.00
416	Strike – Rim	62.00
425	Strike – Recessed	62.00
430	Strike – Rim	95.00
463	Extended lip strike (fire-rated, hurricane rated) – Rim	95.00
476	Roller strike – Rim	62.00
486	Roller strike – Rim	62.00
Cylinder Adaptors		
803CK	Rim cylinder mounting kit. Included with 03 trim.	148.00
Chassis Kit		
83CRKT	Chassis kit, 8300 Rim	36.00
Chassis Assembly		
CHASASSY83	Chassis assembly 8300 Rim. Includes mounting screws.	198.00
FCHASASSY83	Chassis assembly F8300 Rim. Includes mounting screws.	265.00
CHASASSY84	Chassis assembly 8400 SVR. Includes mounting screws.	198.00

FCHCOV83	Chassis assembly cover, fire-rated. Includes cover and mounting screws.	85.00
CHCOV83	Chassis assembly cover. Includes cover and mounting screws.	67.00
CHCOVLM83	Chassis assembly cover, latch monitoring. Includes cover and mounting screws.	118.00
FCHCOVLM83	Chassis assembly cover, latch monitoring, fire-rated. Includes cover and mounting screws.	129.00
CHCOV84	Chassis assembly cover. Includes mounting screws.	67.00
EC8	Two piece end cap replacement kit, panic devices. Includes end cap, end cover, and mounting screws.	36.00
ETR 8400	Top rod extension kit, 8400, for 7'-9' or 8'-10' doors. Specify finish.	78.00
FSVBOTPULLTCH	Bottom pullman latch assembly, fire-rated. Includes mounting screws.	170.00
FSVBOTSBLTCH	Standard bottom slide bolt assembly, fire-rated. Includes slide bolt assembly and mounting screws.	146.00
FSVTOPLTCH	Standard top latch assembly, fire-rated. Includes mounting screws.	234.00
LCHCOV8	Latch assembly cover. Includes cover and mounting screws.	14.00
POPPER	Thermal pin for fire-rated and SVR devices less bottom rod.	104.00
SVBOTPULLTCH	Bottom pullman latch assembly. Includes mounting screws.	157.00
SVBOTSBLTCH	Standard bottom slide bolt assembly. Includes slide bolt assembly and mounting screws.	127.00
SVTOPLTCH	Standard top latch assembly. Includes mounting screws.	148.00
SVRDLWR84	Surface vertical rod, lower. Precut, threaded, and drilled for standard DORMA door prep (40-5/16", measured from finished floor or threshold to horizontal centerline device). Includes push rod, rod guide, and fasteners.	71.00
SVRDUPR847	Surface vertical rod, upper. Precut, threaded, and drilled for 7' door. Includes push rod, rod guide, and fasteners. Specify finish.	104.00
SVRDUPR848	Surface vertical rod, upper. Precut, threaded, and drilled for 8' door. Includes push rod, rod guide, and fasteners. Specify finish.	104.00
TBR8	Touch bar and rail assembly. Specify bar size and finish.	475.00
FTBR8	Fire-rated touch bar and rail assembly. Specify bar size and finish.	523.00

DHW: Ordering Guide

Example how to order:

Series		Type		Item	Finish
74		C		FC	689
73	7300	CB	Body		689 Aluminum
74	7400	A	Arm		600 Primed
86	8600	B	Bracket		690 Statuary Bronze
89	8900	C	Body Cover		691 Dull Bronze
TS93	TS93	F	Fastener Pack		693 Black
EMR	EMR	P	Plate		695 Dark Duranodic Bronze
EMF	EMF	AC	Other Accessories		696 Gold
18	1800				605 Polished Brass
EM	EM				606 Satin Brass
ITS9	ITS96				611 Polished Bronze
BTS8	BTS80				612 Satin Bronze
BTS7	BTS75V				613 Oxidized Satin Oil Rubbed Bronze
RTS8	RTS88				618 Polished Nickel
LM	LM				619 Satin Nickel
900	900				625 Polished Chrome
700	700				626 Satin Chrome

Surface Closers	
CB	Closer Bodies
P	Backplates and Drop Plates
P	Conversion Plates
B, AC	Brackets and Spacers
F	Fastener Packs
C, AC	Covers, Full Covers, and Accessories
A	Arms
A	Tracks
AC	Carry Bars and Extension Kits

Fire/Life Safety	
C, AC, F	Fire/Life Safety
A, F, AC	1800 Series
B, F, P, AC	EM Series

Stops/holders	
B	900/700 Series

Concealed Closers/Pivots	
CB	Floor Closers with Cement Cases, Less Spindle
AC	Interchangeable Spindles
	Interchangeable Spindles (Center Hung, Single Acting Packages)**
AC	Floor Plates
A	Center Hung Bottom Arms
A, C	Center Hung Top Pivots
A	3/4" Offset Hung Top Pivots
A	3/4" Offset Hung Intermediate Pivots **
A, AC	3/4" Offset Hung Bottom Arms
A	1-1/2" Offset Hung Top Pivots
A	1-1/2" Offset Hung Intermediate Pivots **
A, AC	1-1/2" Offset Hung Bottom Arms
A	Electrified Pivots
A	Pocket Pivots
A, AC	Miscellaneous
CB, AC	ITS Series
CB	Overhead Concealed Closers with Mounting Brackets
CB, AC	Side Load Components
A	End Load Components
A, AC	Offset Hung Components
AC	Offset Hung Components
B, AC	Miscellaneous Components
A	Center Hung Bottom Arms
A, AC	Center Hung Top Pivots
A	3/4" Offset Hung Top Pivots
A	3/4" Offset Hung Intermediate Pivots **
A, AC	3/4" Offset Hung Bottom Arms
A	1-1/2" Offset Hung Top Pivots
A	1-1/2" Offset Hung Intermediate Pivots **
A, AC	1-1/2" Offset Hung Bottom Arms
AC	Floor Bearings
A	Electrified Pivots
A	Pocket Pivots
AC	Interchangeable Spindles (for use with 7471HD)

Surface Closers

Closer Bodies (CB)

Item	Description	Painted Finish \$
TS9315 B CB	Closer body only (pull side), size 1–5	583.00
TS9315 G CB	Closer body only (push side), size 1–5	583.00
TS9356 B CB	Closer body only (pull side), size 5–6	583.00
TS9356 G CB	Closer body only (push side), size 5–6	583.00
TS9315 B	Closer body w/ backplate (pull side), size 1–5	643.00
TS9315 G	Closer body w/ backplate (push side), size 1–5	643.00
TS9356 B	Closer body w/ backplate (pull side), size 5–6	643.00
TS9356 G	Closer body w/backplate (push side), size 5–6	643.00
8907 CB	Closer body only	527.00
8902TEL	Closer body only (telephone booth)	582.00
8916 CB, 8956 CB,	Closer body only	508.00
8916DA CB, 8956DA CB	Closer body only w/ delayed action	564.00
STA 8916 CB, STA 8956 CB	Closer body only for use with stainless steel closer combinations	634.00
STA 8916DA CB, STA 8956DA CB	Closer body only w/ delayed action	692.00
8616 CB	Closer body only	330.00
8616DA CB	Closer body only w/ delayed action	386.00
STA 8616 CB	Closer body only for use with stainless steel closer combinations	469.00
STA 8616DA CB	Closer body only w/ delayed action	526.00
7414 CB, 7436 CB	Closer body only	281.00
7414DA CB, 7436DA CB	Closer body only w/ delayed action	332.00
STA 7414 CB, STA 7436 CB	Closer body only for use with stainless steel closer combinations	400.00
STA 7414DA CB, STA 7436DA CB	Closer body only w/ delayed action	458.00
7302–7305 CB	Closer body only	291.00

Backplates and Drop Plates (P)

Item	Applicable Series	Description	Painted Finish \$
BP73	7300	Backplate for 7300	48.00
BP74	7400	Backplate for 7400	48.00
BP74T	7400	Backplate for 7400 × slide track	48.00
BP86	8600, 7000	Backplate for closer with slim cover	48.00
BP86FC	8600, 7400	Backplate for closer with full cover	48.00
BP86T	8600, 7400, 7300	Backplate for slide track closer with slim cover	48.00
BP86FTFC	8600, 7400	Backplate for flush transom slide track closer w/wo slim or full cover	48.00
BP89	8900	Backplate for top jamb with frame <2-7/8"	50.00


Backplates and Drop Plates (P) (continued)

Item	Applicable Series	Description	Painted Finish \$
DP73	7300	Drop plate for 7300	48.00
DP74	7400	Drop plate for 7400	48.00
DP86	8600, 7000	Drop plate for closer with slim cover	48.00
DP86FC	8600, 7400	Drop plate for closer with full cover	48.00
DP89	8900	Drop plate for PA where top rail is < 5-3/4"	50.00
BP93	TS93	Backplate for TS93	52.00


Conversion Plates (P)

Item	Applicable Series	Description	Painted Finish \$
4040R	8900	LCN 4040 regular 120° mount	68.00
4040P	8900	LCN 4040 parallel arm 180° mount	68.00
4011	8900	LCN 4011 regular 90° mount	68.00
4111	8900	LCN 4111 parallel arm mount	68.00
4011FT	8900	LCN Standard arm shoe	40.00
7500R	8900	Norton 7500 regular mount	68.00
P7500	8900	Norton 7500 parallel arm mount	68.00
8980RPA	8900	DORMA TS83 regular and parallel mount	68.00
4041P86	8600	LCN 4040 regular mount to 8600	66.00
BP86C	8600	Backplate for conversion of 7600/7800 Series to 8600 Series	48.00
BP640C	7400	Backplate to retrofit 7400 to 9-1/16" hole spacing.	11.00
STA BP640C	STA 7400	Backplate with stainless steel fasteners to Examples: DORMA 640, Norton 1600 or Yale 50	25.00
BP600C	7300	Backplate to retrofit 7300 to 8-9/32" hole spacing	40.00

Brackets and Spacers (B, AC)

Item	Applicable Series	Description	Painted Finish \$	Plated Finish \$
AB93	TS93	Angle bracket for TS93 PT/PTHO	94.00	282.00
AB89	8900	Angle bracket for 8900	89.00	—
AB86	8600, 7000	Angle bracket for closer with slim cover	83.00	—
AB74	7400	Angle bracket for 7400	83.00	—
AB73	7300	Angle bracket for 7300	83.00	—
P89	8900	Parallel arm soffit bracket, non-hold open arm and plunger hold open arms	27.00	120.00
P86	8600, 7000	Parallel arm soffit bracket, non-hold open arm and plunger hold open arms	26.00	114.00
STA P86 **	STA 8000/7400	Stainless steel parallel arm soffit bracket, non-hold open	89.00	128.00
PHB	8000, 7000	Parallel friction hold open bracket	26.00	—
PFT	8000, 7000	Parallel flush transom bracket	39.00	—
PD	8000, 7000	Parallel drop bracket, non-hold open arms	50.00	—
MJ 	8000, 7000	Mortised jamb bracket, non-hold open arms	35.00	—
BS	8000, 7000	Blade stop spacer (P86, P89, PHB, and PD)	35.00	—
BSHD	8000, 7400, 7300	Blade stop spacer for use with heavy duty door saver and super parallel arms	40.00	—
NFHD	8000, 7400, 7300	Narrow frame bracket for use with heavy duty door saver and super parallel arms	40.00	—
FTHD	8000, 7400, 7300	Flush transom bracket for use with heavy duty door saver and super parallel arms	67.00	—

** Architectural finishes for STA P86 available in 630 ONLY.

 When used with flat form non-hold open arms, the MJ bracket must be used with a special length arm.

Fastener Packs (F)

Item	Applicable Series	Description	Painted Finish \$
SN1	8900	(4) each 1/4-20 sex nuts for 1-3/4" door	13.00
SN2	8900, STA	(4) each 1/4-20 sex nuts for 1-3/8" door	13.00
STASN1	STA 8000/7400	(4) each 1/4-20 sex nuts for 1-3/4" door, clear powder coat	18.00
SN3	TS93, GSR	(4) each 10-32 sex nuts for 1-3/4" door	13.00
SN4	TS93, GSR	(4) each 10-32 sex nuts for 1-3/8" door	13.00
SNB1	8600, 7000	(4) each 1/4-20 sex nuts and machine screws for 1-3/4" door	13.00
SNB2	8600, 7000	(4) each 1/4-20 sex nuts and machine screws for 1-3/8" door	13.00
COMBO	8600, 7000	Screw pack with fasteners that are a wood/machine screw combination	15.00
DPK86	8600, 7000	All fasteners to be self drilling fasteners	15.00
DPK89	8900	All fasteners to be self drilling fasteners	15.00
TPK86	8600, 7000	All fasteners to be self tapping fasteners	15.00
TPK89	8900	All fasteners to be self tapping fasteners	15.00
TX86	8600, 7000	All exposed fasteners to be Torx security fasteners (n/a with track applications)	41.00
TX89	8900	All exposed fasteners to be Torx security fasteners (n/a with track applications)	43.00
AWS	8600, 7000	All wood screws	15.00
STASCRPK	STA 8000/7400	Stainless steel tri-pack closer fastener pack	44.00

Covers, Full Covers, and Accessories (C, AC)

Item	Applicable Series	Description	Painted Finish \$	Plated Finish \$
CAP	8600, 7000	Dust cap to cover exposed pinion of closer	10.00	—
COV	8600, 7000	Slim plastic cover	28.00	—
FC	8000, 7400	Full plastic cover	35.00	—
FCSL	8000, 7400	Full plastic slotted cover (low ceiling conditions)	35.00	—
FMC	8900, 8600	Full metal cover (Handed for TJ/JT ([FMCL/FMCR])	43.00	190.00
FMC LL	8900, 8600	Full metal cover, lead lined. Handed & Non-Handed	189.00	339.00
STA FMC **	STA 8000/7400	Stainless steel full metal cover	212.00	—
EC93	TS93	End caps for full metal cover	25.00	—
FMC LEC	TS93	Full metal cover	57.00	237.00
FMC	TS93	Full metal cover w/end caps	63.00	252.00

NOTES: 7400 closers are not furnished to accept FC, FCSL, or FMC unless specified at time of order.

** Architectural finish for STA FMC available in 630 FINISH ONLY.

8000 Series Non-Hold Open Arms (A)

Item	Applicable Series	Description	Painted Finish \$	Plated Finish \$
AF89P	8900	Arm, flat complete tri-pack NHO w/P89 bracket, 0" to 4" reveal	128.00	370.00
AF89J	8900	Arm, flat complete NHO TJ 4" to 8" reveal	122.00	276.00
AF89	8900	Arm, flat complete NHO Reg. or TJ 0" to 4" reveal	115.00	268.00
AF8MJ	8900, 8600	Arm, flat complete NHO, for use with MJ bracket	115.00	—
AMF89	8900	Arm, main non-hold open x flat adjusting tube	98.00	244.00
RRA	8900	REG, rigid regular mount arm (Flat)	203.00	—
AF86P	8600	Arm, flat complete tri-pack NHO w/P86 bracket, 0" to 4" reveal	114.00	351.00
AF86J	8600	Arm, flat complete NHO TJ 4" to 8" reveal	109.00	254.00
AF86	8600	Arm, flat complete NHO Reg. or TJ 0" to 4" reveal	102.00	250.00
SB04	8000	Shoe and bar, non-hold open flat, 0" to 4" reveal	49.00	161.00
SB48	8000	Shoe and bar, non-hold open flat, 4" to 8" reveal	49.00	161.00

8000 and 7000 Series Non-Hold Open Arms (A)

Item	Applicable Series	Description	Painted Finish \$	Plated Finish \$
ARP	8600, 7000	Arm, round complete tri-pack, NHO 8 mm rod w/ P86 bracket, 0" to 4" reveal	100.00	339.00
ARJ	8600, 7000	Arm, round complete, NHO 10 mm rod, top jamb 4" to 8" reveal	96.00	253.00
AR	8600, 7000	Arm, round complete, NHO 8 mm rod, regular or top jamb 0" to 4" reveal	92.00	239.00
AO8P	8600, 7000	PA, REG & TJ secured elbow for reveals to 4" (round)	100.00	—
AO8	8600, 7000	REG or TJ secured elbow for reveals to 4" (round)	92.00	—
STA ARP **	STA 8000/7400	Stainless steel arm, round complete tri-pack, NHO 8 mm rod w/ stainless steel P86 bracket, 0" to 4" reveal	348.00	446.00
STA AR **	STA 8000/7400	Stainless steel arm, round complete, NHO 8 mm rod, regular or top jamb 0" to 4" reveal	267.00	318.00
ARNPP	8600, 7000	Arm, round complete tri-pack, NHO narrow profile 8 mm rod w/ P86 bracket 0" to 4" reveal	100.00	—
ARNPJ	8600, 7000	Arm, round complete, NHO narrow profile 10 mm rod, top jamb 4" to 8" reveal	96.00	—
ARNP	8600, 7000	Arm, round complete, NHO narrow profile, 8 mm rod regular or top jamb 0" to 4"	92.00	—
SR04	8600, 7000	Shoe and 8 mm round rod for 0" to 4" reveal	41.00	148.00
SR48	8600, 7000	Shoe and 10 mm round rod for 4" to 8" reveal	44.00	153.00
STA SR04 **	STA 8000/7400	Stainless steel shoe and 8 mm rod for 0" to 4" reveal	75.00	96.00

** Architectural finishes for STA ARP, STA AR, STA AMR04 and STA SRO4 only available in 630 finish.

Door Saver and Door Saver Hold Open Arms/Accessories (8900/8600/7400/7300 Series) (A)

Item	Applicable Series	Description	Painted Finish \$	Plated Finish \$
DS	8000, 7000	Arm, door saver cushion parallel mount complete	188.00	420.00
DST	8000, 7000	Arm, door saver cushion thumb turn hold open parallel mount complete	252.00	479.00
SDS	8000, 7000	Arm, door saver spring cushion parallel mount complete	343.00	566.00
SDST	8000, 7000	Arm, door saver spring cushion thumb turn hold open parallel mount complete	408.00	629.00
BUMPERDS	8000, 7000	Bumper cushion and screw for door saver arm	35.00	—
SSPRINGDS	8000, 7000	Spring door saver, spring stop assembly complete	92.00	190.00
CS	TS93	Cushion stop to help stop door in normal opening	56.00	—

Super Parallel Arm and Super Parallel Hold Open Arms/Accessories (8900/8600/7400/7300 Series) (A)

Item	Applicable Series	Description	Painted Finish \$	Plated Finish \$
SPA	8000, 7000	Arm, super parallel mount complete	147.00	373.00
SPAT	8000, 7000	Arm, super parallel mount thumb turn hold open complete	213.00	434.00

Cushion and Spring Cushion Arms (8900/8600/7400/7300 Series) (A)

Item	Applicable Series	Description	Painted Finish \$	Plated Finish \$
IS	8000, 7000	Arm, cushion complete w/bumper, reg mount	388.00	640.00
ISH	8000, 7000	Arm, hold open cushion complete w/ bumper, reg mount	475.00	—
SIS	8000, 7000	Arm, spring cushion complete w/ bumper, regular or top jamb mount for 0" to 3-1/2" reveal	509.00	782.00
SISH	8000, 7000	Arm, spring cushion hold open complete w/ bumper, reg or top jamb mount 0" to 3-1/2" reveal	584.00	—
ISJ	8000, 7000	Arm, cushion complete w/ bumper for TJ 3-1/2" to 6-1/2" reveal	425.00	666.00
ISJH	8000, 7000	Arm, cushion hold open complete w/ bumper for TJ 3-1/2" to 6-1/2" reveal	499.00	—
SISJ	8000, 7000	Arm, spring cushion complete w/ bumper, top jamb mount for 3-1/2" to 6-1/2" reveal	522.00	641.00
SISJH	8000, 7000	Arm, spring cushion hold open complete w/ bumper top jamb mount for 3-1/2" to 6-1/2" reveal	595.00	—

Cushion and Spring Cushion Arms (8900/8600/7400/7300 Series) (A)

Item	Applicable Series	Description	Painted Finish \$	Plated Finish \$
SISM03	8000, 7000	Arm, main, cushion/spring cushion, w/ connecting bar for 0 to 3-1/2" reveal	149.00	260.00
SISM36	8000, 7000	Arm, main, cushion/spring cushion top jamb, w/ connecting bar for 3-1/2" to 6-1/2" reveal	202.00	366.00
SISMH36	8000, 7000	Arm, main, cushion/spring cushion top jamb, hold open, w/ connecting bar for 3-1/2 to 6-1/2" reveal	370.00	—
ISST	8000, 7000	Assembly, cushion shoe and connecting arm tube (connects to frame or door, depending on mount)	156.00	240.00
SISST	8000, 7000	Assembly, spring cushion spring stop and connecting arm tube (connects to frame or door, depending on mount)	283.00	497.00
BUMPERIS	8000, 7000	Bumper cushion and attachment hardware for cushion/spring cushion arms	35.00	—

Friction Hold Open Arms (8000/7000 Series) (A)

Item	Applicable Series	Description	Painted Finish \$	Plated Finish \$
FHP	8000, 7000	Friction hold open arm complete tri-pack, 0" to 4" reveal	168.00	—
FHJ	8000, 7000	Friction hold open arm complete, for top jamb 4" to 8" reveal	161.00	—
FH	8000, 7000	Arm, friction hold open, complete, for regular or parallel arm	156.00	—
FHM04	8000, 7000	Arm, friction hold open main and adjusting tube, 0" to 4" reveal	95.00	—
FHM48	8000, 7000	Arm, friction hold open main and adjusting tube, 4" to 8" reveal	108.00	—
FHSB	8000, 7000	Shoe and bar, friction hold open	94.00	—

Plunger Hold Open Arms (8900/8600 Series) (A)

Item	Applicable Series	Description	Painted Finish \$	Plated Finish \$
PHP	8900, 8600	Arm, plunger hold open complete for parallel or top jamb mount 1-1/2" to 3-1/2" reveal	246.00	647.00
PH	8900, 8600	Arm, plunger hold open complete for regular or top jamb mount 0" to 1-1/2" reveal	238.00	530.00
PHM	8900, 8600	Arm, main and adjusting tube only, plunger hold open	154.00	505.00
PHSBP	8900, 8600	Shoe and bar, plunger hold open, parallel or top jamb 1-1/2" to 3-1/2" reveal	96.00	231.00
PHSB	8900, 8600	Shoe and bar, plunger hold open, regular or top jamb 0" to 1-1/2" reveal	77.00	219.00

Track and Track Hold Open Arms/Accessories (TS93/8900/8600/7400/7300 Series) (A)

Item	Applicable Series	Description	Painted Finish \$	Plated Finish \$
T93	TS93	Arm/slide channel complete (pull side)	268.00	589.00
T	8000, 7400, 7300	Arm/slide channel complete, door or frame mount (pull side) T/JT/FT	197.00	455.00
ST	TS93	Arm/slide channel complete, spring stop arm (pull side)	473.00	951.00
PT93	TS93	Arm/slide channel complete, soffit mount (push side)	304.00	575.00
PT	8000, 7400, 7300	Arm/slide channel complete, soffit mount (push side)	230.00	486.00
SPT	TS93	Arm/slide channel complete, spring stop arm (push side)	473.00	951.00
TDE	8000, 7400, 7300	Arm/slide channel complete, double egress frame mount (pull side)	276.00	—
T93H	TS93	Arm/slide channel complete, hold open (pull side)	304.00	623.00
TH	8000, 7400, 7300	Arm/slide channel complete, door or frame mount hold open (pull side) TH/JTH/FTH	230.00	486.00
STH	TS93	Arm/slide channel complete, spring stop arm hold open (pull side)	507.00	981.00
PT93H	TS93	Arm/slide channel complete, soffit mount hold open (push side)	304.00	623.00
PTH	8000, 7400, 7300	Arm/slide channel complete, soffit mount hold open (push side)	259.00	520.00
TDEH	8000, 7400, 7300	Arm/slide channel complete, double egress frame mount hold open (pull side)	307.00	—
TPKT90	8900	Arm/slide channel complete, all 90° to 119°	240.00	—
T93PKT90	TS93	Arm/slide channel complete, all 90° to 119° pocket	304.00	—
T93PKT170	TS93	Arm/slide channel complete, 120° to 170° pocket	304.00	—
T93PKT180	TS93	Arm/slide channel complete, 170° to 180° pocket (specify hand)	355.00	—
THKIT	8000, 7400, 7300	Replacement hold open assembly for track installations	86.00	—
THKIT93ONLY	TS93	Replacement hold open assembly for track installations	101.00	—

Carry Bars and Extension Kits (AC)

Item	Applicable Series	Description	Painted Finish \$	Plated Finish \$
MK397	GSR	Carry bar — up to 3-6" wide doors	64.00	113.00
MK398	GSR	Carry bar — 3-6" and wider doors	68.00	134.00
GSR EXT KIT	GSR	Cover and connecting rod extension kit — openings over 8' wide	267.00	N/A

Touch Up Paint

Item	Applicable Series	Description	List \$
PNT689	All	Aluminum aerosol spray paint	50.00
PNT690	All	Statuary bronze aerosol spray paint	50.00
PNT691	All	Dull bronze aerosol spray paint	50.00
PNT693	All	Black aerosol spray paint	50.00
PNT695	All	Dark duranodic bronze aerosol spray paint	50.00
PNT696	All	Gold aerosol spray paint	50.00
PNT689 CASE	All	Aluminum aerosol spray paint, case of 6	238.00
PNT690 CASE	All	Statuary bronze aerosol spray paint, case of 6	238.00
PNT691 CASE	All	Dull bronze aerosol spray paint, case of 6	238.00
PNT693 CASE	All	Black aerosol spray paint, case of 6	238.00
PNT695 CASE	All	Dark duranodic bronze aerosol spray paint, case of 6	238.00
PNT696 CASE	All	Gold aerosol spray paint, case of 6	238.00

EMR/EMF Series

Fire/Life Safety (C, AC, F)

Item	Applicable Series	Description	List \$
COV	8600	Slim plastic closer body cover	28.00
FC	8900/8600	Full plastic closer body cover	35.00
FMC	8900/8600	Full metal closer body cover (specify hand)	43.00
SN1	8900	(4) each 1/4-20 sex nuts for 1-3/4" door	13.00
SN3	TS93	(4) each 10-32 sex nuts for 1-3/4" door	13.00
SNB1	8600	(4) each 1/4-20 sex nuts and machine screws for 1-3/4" door	13.00
SD2	EMR	Replacement detector module	688.00
RFR	All	Radio frequency receiver for wireless release of hold open	446.00
HHRFT1	All	Hand held transmitter for wireless release of hold open	222.00
TRANSF	All	120 VAC to 24 VAC Transformer (External)	92.00
SCRPKEMRDET	EMR	EMR Standoff for SD-2 Detector Replacement (EMR)	11.00
TERMINALBLOCK	EMF	Screw-in replacement terminal block 4-pin/white	12.00

1800 Series

(C, AC, F)

Item	Description	List \$
SN1	(4) each 1/4-20 sex nuts for 1-3/4" door	11.80
SNB1	(4) each 1/4-20 sex nuts and machine screws for 1-3/4" door	11.80
EXPKIT	Exposed wiring bracket	51.00
SFKIT	Swing free kit	67.00
SOL1800	1800 replacement solenoid 24 VAC/DC	464.00
SD2	Replacement detector module	688.00
AR	Arm round complete 0"-4" reveal	96.00
ARJ	Arm round complete, NHO 10mm rod, top jamb 4" to 8" reveal	100.00
RFR	Radio frequency receiver for wireless release of hold open	446.00
HHRFT1	Hand held transmitter for wireless release of hold open	222.00
CAMDRIVE	Replacement Hold Open Cam/Cam Drive	33.00
TRANSF	120 VAC to 24 VAC Transformer	92.00
FMC1800	Replacement cover for 1800 Series (specify arm type and hand)	200.00
T-ARM1800	Track and arm assembly for 1800 Series	122.00

EM Series

(B, F, P, AC)

Item	Description	689/695 Finish \$	696 Finish \$
ER1.5 **	1-1/2" extension rod	97.00	—
2 **	2" extension rod	108.00	—
ER7 **	6-3/8"-8" adjustable extension rod	120.00	—
ER12 **	8-3/8"-12" adjustable extension rod	132.00	—
CPSHORT	2" projection catch plate (door portion)	137.00	159.00
CPLONG	2-5/8" projection catch plate (door portion)	156.00	179.00
EMDPPK **	Door plate pack, (plate, bracket and fasteners)	53.00	—
EMSCRPK **	Universal fastener pack for all EM models	38.00	—
EMSURFPK **	Surface mount box and fastener pack for EM 509	122.00	—
EMFACEPLTPK **	Brackets and fastener pack for all EM face plates	35.00	—

** Available in 689 finish only.

BTS Series

Floor Closers with Cement Cases, Less Spindle (CB)

Item	Description	List \$
BTS80 - Sz 4,6	Floor closer for non-labeled doors (previously Sz 2 and Sz 3, respectively)	1,609.00
BTS80 - Sz 3	Floor closer for non-fire rated, light opening force requirements (previously BFE)	1,609.00
BTS80 F - Sz 5	Floor closer for fire doors (specify hand)	1,644.00
BTS80 BOX	BTS 80 cement case only	133.00
BTS75V - NHO	Floor closer for non-labeled doors or fire doors	1,473.00
BTS75V BF - NHO	Floor closer for non-labeled doors	1,473.00
BTS75V - 90° HO	Floor closer for non-labeled doors	1,558.00
BTS75V - 105° HO	Floor closer for non-labeled non-fire rated doors	1,558.00
BTS75V BF - 90° HO	Floor closer for non-labeled doors	1,558.00
BTS75V BOX	BTS75V cement case only	127.00
BTS80 EMB - Sz 5	Floor closer w/ electro-hydraulic hold open (specify hand)	4,172.00

Interchangeable Spindles (AC)

Item	Description	List \$
74003	5/16" clearance spindle	115.00
74005	1/2" clearance spindle	115.00
74007	5/8" clearance spindle	115.00
74010	3/4" clearance spindle	115.00
74012	13/16" clearance spindle	150.00
74015	7/8" clearance spindle	150.00
74020	1-1/8" clearance spindle	150.00
74025	1-5/16" clearance spindle	150.00
74030	1-1/2" clearance spindle	150.00
74035	1-11/16" clearance spindle	150.00
74040	1-7/8" clearance spindle	150.00
74045	2-1/16" clearance spindle	150.00
74050	2-5/16" clearance spindle	150.00

Interchangeable Spindles (Center Hung, Single Acting Packages) (AC)**

Item	Description	List \$
80003	5/16" clearance spindle	115.00
80005	1/2" clearance spindle	115.00
80010	3/4" clearance spindle	115.00
80015	7/8" clearance spindle	150.00
80020	1-1/8" clearance spindle	150.00
80025	1-5/16" clearance spindle	150.00
80030	1-1/2" clearance spindle	150.00

** Specify Hand

Floor Plates (AC)

Item	Description	Plated Finish \$
7410	Floor plate for BTS 80, 80 F, 80 EMB closers	180.00
7510	Floor plate for BTS 75V closers	180.00

Center Hung Bottom Arms (A)

Item	Description	List \$
7421	Bottom arm for wood or steel doors	116.00
7422	Bottom arm for aluminum door	159.00

Center Hung Top Pivots (A, AC)

Item	Description	Painted Finish \$	Plated Finish \$
8062	Complete top pivot	199.00	199.00
8062 COV	Cover only	37.00	37.00
HD8062	Heavy-duty complete top pivot	643.00	643.00

3/4" Offset Hung Top Pivots (A)

Item	Description	Painted Finish \$	Plated Finish \$
75120	Full mortise standard top pivot	298.00	298.00
75122	Full mortise top pivot – 20 minute rated fire door	330.00	330.00
75133	Full mortise top pivot – 3 hour rated fire door	392.00	675.00
75140	Full mortise top pivot – 1-3/4" lead-lined doors	551.00	551.00
75140-2	Full mortise top pivot – 2" lead-lined doors	616.00	616.00
75140-2-1/4	Full mortise top pivot – 2-1/4" lead-lined doors	616.00	616.00
75140-2-1/2	Full mortise top pivot – 2-1/2" lead-lined doors	616.00	616.00
75140-3	Full mortise top pivot – 3" lead-lined doors	616.00	616.00
75142	Full mortise top pivot – 20 minute rated, 1-3/4" lead-lined doors	587.00	587.00
75142-2	Full mortise top pivot – 20 minute rated, 2" lead-lined doors	657.00	657.00
75142-2-1/4	Full mortise top pivot – 20 minute rated, 2-1/4" lead-lined doors	657.00	657.00
75142-2-1/2	Full mortise top pivot – 20 minute rated, 2-1/2" lead-lined doors	657.00	657.00
75142-3	Full mortise top pivot – 20 minute rated, 3" lead-lined doors	657.00	657.00
75143	Full mortise top pivot – 3 hour rated, 1-3/4" lead-lined doors	659.00	897.00
75143-2	Full mortise top pivot – 3 hour rated, 2" lead-lined doors	747.00	985.00
75143-2-1/4	Full mortise top pivot – 3 hour rated, 2-1/4" lead-lined doors	747.00	985.00
75143-2-1/2	Full mortise top pivot – 3 hour rated, 2-1/2" lead-lined doors	747.00	985.00
75143-3	Full mortise top pivot – 3 hour rated, 3" lead-lined doors	747.00	985.00

3/4" Offset Hung Intermediate Pivots (A) **

Item	Description	Painted Finish \$	Plated Finish \$
75220	Full mortise standard intermediate pivot	427.00	427.00
75222	Full mortise intermediate pivot – 20 minute rated fire door	455.00	455.00
75233	Full mortise intermediate pivot – 3 hour rated fire door	478.00	922.00
75240	Full mortise intermediate pivot – 1-3/4" lead-lined doors	639.00	639.00
75240-2	Full mortise intermediate pivot – 2" lead-lined doors	702.00	702.00
75240-2-1/4	Full mortise intermediate pivot – 2-1/4" lead-lined doors	702.00	702.00
75240-2-1/2	Full mortise intermediate pivot – 2-1/2" lead-lined doors	702.00	702.00
75240-3	Full mortise intermediate pivot – 3" lead-lined doors	702.00	702.00
75242	Full mortise intermediate pivot – 20 minute rated, 1-3/4" lead-lined doors	675.00	675.00
75242-2	Full mortise intermediate pivot – 20 minute rated, 2" lead-lined doors	745.00	745.00
75242-2-1/4	Full mortise intermediate pivot – 20 minute rated, 2-1/4" lead-lined doors	745.00	745.00
75242-2-1/2	Full mortise intermediate pivot – 20 minute rated, 2-1/2" lead-lined doors	745.00	745.00
75242-3	Full mortise intermediate pivot – 20 minute rated, 3" lead-lined doors	745.00	745.00
75243	Full mortise intermediate pivot – 3 hour rated, 1-3/4" lead-lined doors	692.00	1,338.00
75243-2	Full mortise intermediate pivot – 3 hour rated, 2" lead-lined doors	782.00	1,426.00
75243-2-1/4	Full mortise intermediate pivot – 3 hour rated, 2-1/4" lead-lined doors	782.00	1,426.00
75243-2-1/2	Full mortise intermediate pivot – 3 hour rated, 2-1/2" lead-lined doors	782.00	1,426.00
75243-3	Full mortise intermediate pivot – 3 hour rated, 3" lead-lined doors	782.00	1,426.00

** All intermediate pivots are handed.

3/4" Offset Hung Bottom Arms (A, AC) ▲

Item	Description	Painted Finish \$	Plated Finish \$
75323	Standard and heavy-duty bottom arm w/cover cap	160.00	160.00
CAP .75	Cover cap only for 75323 (specify hand)	59.00	59.00
75343	Standard and heavy-duty bottom arm, 1-3/4" lead-lined doors	515.00	515.00
75343-2	Standard and heavy-duty bottom arm, 2" lead-lined doors	578.00	578.00
75343-2-1/4	Standard and heavy-duty bottom arm, 2-1/4" lead-lined doors	578.00	578.00
75343-2-1/2	Standard and heavy-duty bottom arm, 2-1/2" lead-lined doors	578.00	578.00
75343-3	Standard and heavy-duty bottom arm, 3" lead-lined doors	578.00	578.00

▲ All bottom arms are handed.

1-1/2" Offset Hung Top Pivots (A)

Item	Description	Painted Finish \$	Plated Finish \$
15120	Full mortise standard top pivot	464.00	464.00
15122	Full mortise top pivot — 20 minute rated fire door	515.00	515.00
15133	Full mortise top pivot — 3 hour rated fire door	560.00	1,010.00

1-1/2" Offset Hung Intermediate Pivots (A) **

Item	Description	Painted Finish \$	Plated Finish \$
15220	Full mortise standard intermediate pivot	639.00	639.00
15222	Full mortise intermediate pivot — 20 minute rated fire door	692.00	692.00
15233	Full mortise intermediate pivot — 3 hour rated fire door	710.00	1,241.00

** All intermediate pivots are handed.

1-1/2" Offset Hung Bottom Arms (A, AC) ▲

Item	Description	Painted Finish \$	Plated Finish \$
15323	Standard and heavy-duty bottom arm w/cover cap (specify hand)	404.00	404.00
CAP 1.5	Cover cap only for 15323 (specify hand)	60.00	60.00

▲ All bottom arms are handed.

Electrified Pivots (A)

Item	Description	Painted Finish \$	Plated Finish \$
75200	Thru-wire 3/4" offset intermediate pivot – 8 wire**	793.00	793.00
E80622	Thru-wire center hung top pivot – 2 wire	864.00	864.00
E80624	Thru-wire center hung top pivot – 4 wire	864.00	864.00

** All intermediate pivots are handed.

Pocket Pivots (A)

Item	Description	Painted Finish \$	Plated Finish \$
75520	Standard pocket pivot	641.00	775.00
75523	3 hour rated pocket pivot	677.00	817.00

Miscellaneous (A, AC)

Item	Description	Painted Finish \$	Plated Finish \$
7451N	Slide arm assembly for independently hung doors	315.00	622.00
7451N-A (Arm plated only)	Slide arm assembly for independently hung doors	315.00	474.00
TP80	▲ Terrazo pan for BTS 80, 80 F, 80 EMB – 3/4" offset (Handed)	777.00	–
TP80 CH	▲ Terrazo pan for BTS 80, 80 F, 80 EMB – Center hung or 1-1/2" offset	708.00	–
TP75	▲ Terrazo pan for BTS 75V – 3/4" offset (Handed)	741.00	–
TP75 CH	▲ Terrazo pan for BTS 75V – Center hung or 1-1/2" offset	672.00	–
SC2	Sealing compound	109.00	–

▲ Terrazo pans are available stainless steel only.

ITS Series

(CB, AC)

Item	Description	List \$
ITS9613	Closer body only, size 1-3	528.00
ITS9625	Closer body only, size 2-5	528.00
THKIT	ITS hold open kit	94.00
BRKT ITS WOOD	Wood frame mounting kit	45.00
BRKT ITS METAL	Steel frame mounting kit	45.00

RTS Series






Overhead Concealed Closers with Mounting Brackets (CB)


Item	Description	Painted Finish \$	Plated Finish \$
RTS88 105° NHO -Sz 3, 4, BFI, BFE	Closer with 105° bumper without hold open	622.00	—
RTS88 105° HO -Sz 3 4, BFI or BFE	Closer with 105° bumper with 105° hold open	622.00	—
RTS88 90° NHO -Sz 2, 3 or 4	Closer with 90° bumper without hold open	622.00	—
RTS88 90° HO - Sz 2, 3 or 4	Closer with 90° bumper and 90° hold open	622.00	—

NOTES:

- RTS88 closer bodies are painted 689 only.
- RTS88 products are available with a N/C 5 mm extended spindle for optimal spindle bite.

Side Load Components (A, AC)

Item	Description	Painted Finish \$	Plated Finish \$
8831 	Closer arm, 1/2" top rail	169.00	—
8832 	Closer arm, wood door	283.00	—
8570 	Floor pivot, 1-15/16" rail	137.00	—
8572 	Threshold pivot, 1-9/16" rail	110.00	—
7421 	Bottom arm for wood or steel doors	116.00	—
7471K	Center or offset hung standard duty floor bearing	153.00	153.00
7471K COV	Cover plate only for 7471K	59.00	59.00

 Components available in zinc plated finish only.

End Load Components (A)

Item	Description	List \$
8835	Closer arm, 1" top rail	171.00
8836	Closer arm, 7/8" top rail	171.00
8836S	Closer arm, 7/8" top rail glass door shoe	284.00
8837	Closer arm, 5/8" top rail	171.00
8838	Closer arm, 3/4" top rail	171.00
8852	Floor pivot, 7/8" bottom rail	119.00
8853	Floor pivot, 1-9/16" bottom rail	119.00
8855	Threshold pivot, 7/8" bottom rail	119.00
8856	Threshold pivot, 1-3/8" bottom rail	119.00
8857	Threshold pivot, 1-9/16" bottom rail	119.00

Offset Hung Components (A, AC)

Item	Description	List \$
8812	Slide arm and channel, 3/4" rail	251.00
8812 Block	Replacement slide shoe	26.00
8511	Slide arm cover/applied stop (specify hand)	386.00

Offset Hung Components (AC)

Item	Description	Painted Finish \$	Plated Finish \$
8561	Wood frame cover plate	103.00	237.00
8563	Aluminum frame cover plate	103.00	—
8575	Steel frame cover plate	103.00	237.00

Miscellaneous Components (B, AC)

Item	Description	List \$
8521E	Add-on 1-5/16" spindle extension	90.00
8532	Steel header closer mounting channel	89.00
8820J	Conversion bracket kit for Jackson replacement	28.00

LM Series

Center Hung Bottom Arms (A)

Item	Description	List \$
7421	Bottom arm for wood or steel doors	116.00
7422	Bottom arm for aluminum door	159.00

Center Hung Top Pivots (A, AC)

Item	Description	Painted Finish \$	Plated Finish \$
8062	Complete top pivot	199.00	199.00
8062.5	Frame portion only, special 1/2" diameter pin	160.00	160.00
8062.6	Frame portion only, standard pin	144.00	144.00
HD8062	Heavy-duty complete top pivot	643.00	643.00
8062 EXT PIN	Extended pin only	72.00	—
8062 LOWER	Door portion only	52.00	—
8062 COV	Cover only	37.00	37.00

3/4" Offset Hung Top Pivots (A)

Item	Description	Painted Finish \$	Plated Finish \$
75120	Full mortise standard top pivot	298.00	298.00
75120/102	Full mortise standard top pivot, for pull side reveal condition (specify hand)	478.00	478.00
75122	Full mortise top pivot – 20 minute rated fire door	330.00	330.00
75133	Full mortise top pivot – 3 hour rated fire door	392.00	675.00
75140	Full mortise top pivot – 1-3/4" lead-lined doors	551.00	551.00
75140-2	Full mortise top pivot – 2" lead-lined doors	616.00	616.00
75140-2-1/4	Full mortise top pivot – 2-1/4" lead-lined doors	616.00	616.00
75140-2-1/2	Full mortise top pivot – 2-1/2" lead-lined doors	616.00	616.00
75140-3	Full mortise top pivot – 3" lead-lined doors	616.00	616.00
75142	Full mortise top pivot – 20 minute rated, 1-3/4" lead-lined doors	587.00	587.00
75142-2	Full mortise top pivot – 20 minute rated, 2" lead-lined doors	657.00	657.00
75142-2-1/4	Full mortise top pivot – 20 minute rated, 2-1/4" lead-lined doors	657.00	657.00
75142-2-1/2	Full mortise top pivot – 20 minute rated, 2-1/2" lead-lined doors	657.00	657.00
75142-3	Full mortise top pivot – 20 minute rated, 3" lead-lined doors	657.00	657.00
75143	Full mortise top pivot – 3 hour rated, 1-3/4" lead-lined doors	659.00	897.00
75143-2	Full mortise top pivot – 3 hour rated, 2" lead-lined doors	747.00	985.00
75143-2-1/4	Full mortise top pivot – 3 hour rated, 2-1/4" lead-lined doors	747.00	985.00
75143-2-1/2	Full mortise top pivot – 3 hour rated, 2-1/2" lead-lined doors	747.00	985.00
75143-3	Full mortise top pivot – 3 hour rated, 3" lead-lined doors	747.00	985.00

3/4" Offset Hung Intermediate Pivots **

Item	Description	Painted Finish \$	Plated Finish \$
75220	Full mortise standard intermediate pivot	427.00	427.00
75222	Full mortise intermediate pivot — 20 minute rated fire door	455.00	455.00
75233	Full mortise intermediate pivot — 3 hour rated fire door	478.00	922.00
75240	Full mortise intermediate pivot — 1-3/4" lead-lined doors	639.00	639.00
75240-2	Full mortise intermediate pivot — 2" lead-lined doors	702.00	702.00
75240-2-1/4	Full mortise intermediate pivot — 2-1/4" lead-lined doors	702.00	702.00
75240-2-1/2	Full mortise intermediate pivot — 2-1/2" lead-lined doors	702.00	702.00
75240-3	Full mortise intermediate pivot — 3" lead-lined doors	702.00	702.00
75242	Full mortise intermediate pivot — 20 minute rated 1-3/4" lead-lined doors	675.00	675.00
75242-2	Full mortise intermediate pivot — 20 minute rated 2" lead-lined doors	745.00	745.00
75242-2-1/4	Full mortise intermediate pivot — 20 minute rated 2-1/4" lead-lined doors	745.00	745.00
75242-2-1/2	Full mortise intermediate pivot — 20 minute rated 2-1/2" lead-lined doors	745.00	745.00
75242-3	Full mortise intermediate pivot — 20 minute rated 3" lead-lined doors	745.00	745.00
75243	Full mortise intermediate pivot — 3 hour rated 1-3/4" lead-lined doors	692.00	1,291.00
75243-2	Full mortise intermediate pivot — 3 hour rated 2" lead-lined doors	782.00	1,426.00
75243-2-1/4	Full mortise intermediate pivot — 3 hour rated 2-1/4" lead-lined doors	782.00	1,426.00
75243-2-1/2	Full mortise intermediate pivot — 3 hour rated 2-1/2" lead-lined doors	782.00	1,426.00
75243-3	Full mortise intermediate pivot — 3 hour rated 3" lead-lined doors	782.00	1,426.00

** All intermediate pivots are handed.

3/4" Offset Hung Bottom Arms (A, AC)

Item	Description	Painted Finish \$	Plated Finish \$
75320	Side jamb bottom pivot (specify hand)	549.00	549.00
75323	Standard and heavy-duty bottom arm w/ cover cap (specify hand)	160.00	160.00
CAP .75	Cover cap only for 75323 (specify hand)	59.00	59.00
75343	Standard and heavy-duty bottom arm – 1-3/4" lead-lined doors (specify hand)	515.00	515.00
75343-2	Standard and heavy-duty bottom arm – 2" lead-lined doors (specify hand)	578.00	578.00
75343-2-1/4	Standard and heavy-duty bottom arm – 2-1/4" lead-lined doors (specify hand)	578.00	578.00
75343-2-1/2	Standard and heavy-duty bottom arm – 2-1/2" lead-lined doors (specify hand)	578.00	578.00
75343-3	Standard and heavy-duty bottom arm – 3" lead-lined doors (specify hand)	578.00	578.00

1-1/2" Offset Hung Top Pivots (A)

Item	Description	Painted Finish \$	Plated Finish \$
15120	Full mortise standard top pivot	464.00	464.00
15122	Full mortise top pivot – 20 minute rated fire door	515.00	515.00
15133	Full mortise top pivot – 3 hour rated fire door	560.00	1,010.00

1-1/2" Offset Hung Intermediate Pivots (A) **

Item	Description	Painted Finish \$	Plated Finish \$
15220	Full mortise standard intermediate pivot	639.00	639.00
15222	Full mortise intermediate pivot – 20 minute rated fire door	692.00	692.00
15233	Full mortise intermediate pivot – 3 hour rated fire door	710.00	1,241.00

** All intermediate pivots are handed.

1-1/2" Offset Hung Bottom Arms (A, AC)

Item	Description	Painted Finish \$	Plated Finish \$
15323	Standard and heavy-duty bottom arm w/ cover cap (specify hand)	404.00	404.00
CAP 1.5	Cover cap only for 15323 (specify hand)	60.00	60.00

7471K	Center or offset hung standard duty floor bearing	153.00	153.00
7171K EXT	Center or offset hung standard duty floor bearing with extended spindle. Available in 5 mm increments. Specify 5 mm to 45 mm in height.	216.00	216.00
7471K COV	Cover plate only for 7471K	59.00	59.00
7471HD/74005	Center or offset hung heavy duty floor bearing (includes 74005)	—	822.00

75200	Thru-wire 3/4" offset intermediate pivot — 8 wire	793.00	793.00
E80622	Thru-wire center hung top pivot — 2 wire	864.00	864.00
E80624	Thru-wire center hung top pivot — 4 wire	864.00	864.00

75520	Standard pocket pivot	641.00	775.00
75523	3 hour rated pocket pivot	677.00	817.00

74003	9/16" clearance spindle (when used w/ 7471HD)		115.00
74005	3/4" clearance spindle (when used w/ 7471HD, standard)		115.00
74007	7/8" clearance spindle (when used w/ 7471HD)		115.00
74010	1" clearance spindle (when used w/ 7471HD)		115.00
74012	1-1/16" clearance spindle (when used w/ 7471HD)		150.00
74015	1-1/8" clearance spindle (when used w/ 7471HD)		150.00
74020	1-3/8" clearance spindle (when used w/ 7471HD)		150.00
74025	1-9/16" clearance spindle (when used w/ 7471HD)		150.00
74030	1-3/4" clearance spindle (when used w/ 7471HD)		150.00

900/700 Series**(B)**

Item	Description	Painted Finish \$	Plated Finish \$
7090	Pull side mounting bracket (900/700)	78.00	162.00
900RTSCH	Push side mounting bracket for use with RTS center hung closer. Provides mount for surface applied stop mount plate to prevent screws from damaging RTS closer body.	78.00	162.00
902RTSOFF	Push side mounting bracket for 902 stop/holder, used with offset pivots when RTS closer is installed in the header.	78.00	162.00
903RTSOFF	Push side mounting bracket for 903 stop/holder, used with offset pivots and an RTS closer installed in the header.	78.00	162.00



Door
Hardware



Electronic
Access & Data



Mechanical
Key Systems



Lodging
Systems



Entrance
Systems



Safe
Locks



Service

Our Sustainability Commitment

We are committed to fostering a sustainable development along our entire value chain in line with our economic, environmental and social responsibilities toward current and future generations.

