



# Price List

## Architectural Hardware

### Service Parts

Canada | PL33 | January 2024



## Table of Contents

<b>Locks</b>	M9000 Series	3
	D900	10
	T900 Series	11
	C100 Series	13
	D800 Series (available while supplies last)	16
	C200 Series	20
	C500 Series	23
	DB600 Series	25
	C300/J300 Series	27
<b>Exit Devices</b>	9000 Series	30
	8000 Series	34
<b>Surface Closers</b>	Closer Bodies	37
	Backplates and Drop Plates	37
	Conversion Plates	38
	Brackets and Spacers	39
	Fastener Packs	40
	Covers and Accessories	41
	Arms	42
	Carry Bars and Extension Kits	45
	Touch-Up Paint	46
<b>Fire/Life Safety</b>	EMR/EMF Series	47
	1800 Series	48
	EM Series	49
<b>Concealed Closers/Pivot Sets</b>	BTS Series	50
	ITS Series	55
	RTS Series	56
	LM Series	58
<b>Stops/ HOLDERS</b>	900/700 Series	62

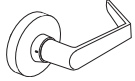
# M9000 Series

LR, LC, LF, LG, LT, LV, L118

(Specify Rose A, B, or D)

605 PVD, 606 PVD, 612 PVD, 619 PVD, 625, 626	613 PVD, 622 PVD, 630
--	--------------------------

**Standard Lever Trim**

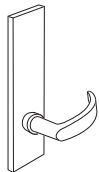


Part #	Description	List \$	
<b>Lever and Rose (specify design/finish and handing)</b>			
79003	Lever and rose, outside dummy	207.00	234.00
79001	Lever and rose, outside	207.00	234.00
79002	Lever and rose, inside	207.00	234.00
79004	Lever and rose, inside dummy	207.00	234.00

Example: 79001 LRA 626 RH

LRH, LCH, LFH, LGH, LTH, LVH, L118H

605 PVD, 606 PVD, 612 PVD, 619 PVD, 625, 626	613 PVD, 622 PVD, 630
--	--------------------------

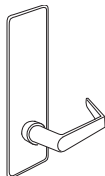


Part #	Description	List \$	
<b>Outside Lever and Escutcheon (specify design/finish and handing)</b>			
79011	Lever and escutcheon, outside dummy, blank	290.00	311.00
79101	Lever and escutcheon, outside blank	290.00	311.00
79211	Lever and escutcheon, outside cylinder	290.00	311.00
79221	Lever and escutcheon, outside emergency	290.00	311.00
79231	Lever and escutcheon, outside cointurn	290.00	311.00
<b>Inside Lever and Escutcheon (specify design/finish and handing)</b>			
79012	Lever and escutcheon, inside dummy, blank	290.00	311.00
79102	Lever and escutcheon, inside blank	290.00	311.00
79202	Lever and escutcheon, inside cylinder	290.00	311.00
79292	Lever and escutcheon, inside thumbturn	290.00	311.00

Example: 79101 LCH 626 RH

LRM, LCM, LFM, LGM, LTM, LVM, L118M

605 PVD, 606 PVD, 612 PVD, 619 PVD, 625, 626	613 PVD, 622 PVD, 630
--	--------------------------



Part #	Description	List \$	
<b>Outside Lever and Escutcheon (specify design/finish and handing)</b>			
79011	Lever and escutcheon, outside dummy, blank	273.00	295.00
79101	Lever and escutcheon, outside blank	273.00	295.00
79211	Lever and escutcheon, outside cylinder	273.00	295.00
79221	Lever and escutcheon, outside emergency	273.00	295.00
79231	Lever and escutcheon, outside cointurn	273.00	295.00
<b>Inside Lever and Escutcheon (specify design/finish and handing)</b>			
79012	Lever and escutcheon, inside dummy, blank	273.00	295.00
79102	Lever and escutcheon, inside blank	273.00	295.00
79202	Lever and escutcheon, inside cylinder	273.00	295.00
79292	Lever and escutcheon, inside thumbturn	273.00	295.00

Example: 79101 LRM 626 RH

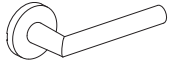
**NOTE:** All lever lock trim includes a spindle and spindle spring.

**LA, LD, LN, L109, L110, L112, L114, L117, KB**  
**(Specify Rose A, B, or D)**

**Premium Lever Trim**

<b>605 PVD, 606 PVD, 612 PVD, 619 PVD, 625, 626</b>	<b>613 PVD, 622 PVD, 630</b>
---	------------------------------

<b>Part #</b>	<b>Description</b>	<b>List \$</b>	
<b>Lever and Rose (specify design/finish and handing)</b>			
79003	Lever and rose, outside dummy	234.00	258.00
79001	Lever and rose, outside	234.00	258.00
79002	Lever and rose, inside	234.00	258.00
79004	Lever and rose, inside dummy	234.00	258.00




Example: 79001 L110B 626 RH

**LAH, LDH, LNH, L109H, L110H, L112H, L114H, L117H, KBH**

<b>605 PVD, 606 PVD, 612 PVD, 619 PVD, 625, 626</b>	<b>613 PVD, 622 PVD, 630</b>
---	------------------------------

<b>Part #</b>	<b>Description</b>	<b>List \$</b>	
<b>Outside Lever and Escutcheon (specify design/finish and handing)</b>			
79011	Lever and escutcheon, outside dummy, blank	328.00	353.00
79101	Lever and escutcheon, outside blank	328.00	353.00
79211	Lever and escutcheon, outside cylinder	328.00	353.00
79221	Lever and escutcheon, outside emergency	328.00	353.00
79231	Lever and escutcheon, outside cointurn	328.00	353.00
<b>Inside Lever and Escutcheon (specify design/finish and handing)</b>			
79012	Lever and escutcheon, inside dummy, blank	328.00	353.00
79102	Lever and escutcheon, inside blank	328.00	353.00
79202	Lever and escutcheon, inside cylinder	328.00	353.00
79292	Lever and escutcheon, inside thumbturn	328.00	353.00

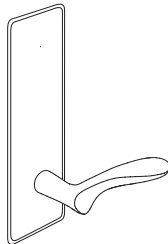


Example: 79101 L113H 626 RH

**LAM, LDM, LNM, L109M, L110M, L112M, L114M, L117M, KBM**

<b>605 PVD, 606 PVD, 612 PVD, 619 PVD, 625, 626</b>	<b>613 PVD, 622 PVD, 630</b>
---	------------------------------

<b>Part #</b>	<b>Description</b>	<b>List \$</b>	
<b>Outside Lever and Escutcheon (specify design/finish and handing)</b>			
79011	Lever and escutcheon, outside dummy, blank	311.00	338.00
79101	Lever and escutcheon, outside blank	311.00	338.00
79211	Lever and escutcheon, outside cylinder	311.00	338.00
79221	Lever and escutcheon, outside emergency	311.00	338.00
79231	Lever and escutcheon, outside cointurn	311.00	338.00
<b>Inside Lever and Escutcheon (specify design/finish and handing)</b>			
79012	Lever and escutcheon, inside dummy, blank	311.00	338.00
79102	Lever and escutcheon, inside blank	311.00	338.00
79202	Lever and escutcheon, inside cylinder	311.00	338.00
79292	Lever and escutcheon, inside thumbturn	311.00	338.00



Example: 79101 L114M 626 RH

**NOTE:** All lever lock trim includes a spindle and spindle spring.



**Tactile Markings**

Part #	Description	List Add \$
660002	Knurled or grooved lever (LR, LT, and LG designs only)	78.00
660003	Abrasive coated lever or knob (all designs)	62.00

**NOTE:** Tactile marking is applied to outside knob or lever only, unless otherwise specified. Prices shown per single lever or knob.

**Button, Cointurns and Thumbturns (specify finish)**

**605 PVD, 606 PVD,  
612 PVD, 613 PVD, 619 PVD,  
622 PVD, 625, 626, 630**

	Part #	Description	List \$
	79013	Thumbturn and rose, all except 9963	98.00
	79014	Thumbturn and rose, 9963	98.00
	79016	Cap, privacy access, M9040/M9940 – sectional trim	17.00
	79017	Cap, privacy access, M9040/M9940 – escutcheon	17.00
	79113	Cointurn and rose, M9040/9042/9940/9942	98.00





**Example:** 79013 626

**Emergency Turn**

Part #	Description	List Add \$
76009816	Emergency Turn, M9040/9940	33.00

**Occupancy Indicators**

**605, 606, 612, 613, 619,  
622, 625, 626, 630**


	Part #	Description	List \$
	79019	Occupancy indicator for rose trim used w/cylinder, reading OCCUPIED/VACANT or SECURED/UNSECURED. Both readings supplied. Specify finish.	119.00
		Optional RG – Solid red/green indicator insert, Specify "79019 630 RG"	9.20
	79020	Occupancy indicator for rose trim used without cylinder, emergency access, reading OCCUPIED/VACANT. Specify finish.	119.00
	79021	Occupancy indicator w/cointurn for rose trim used without cylinder, reading SECURED/UNSECURED. No emergency access. Used on inside of door with 79019 on outside.	119.00
	79022	Occupancy indicator w/cointurn for rose trim used without cylinder, reading OCCUPIED/VACANT. Specify finish.	119.00

**NOTES:**

- Occupancy indicators are for dead bolt functions or as noted by function description, used by 1-3/4"-2-1/8" thick doors.
- Consult factory for thicker doors. Specify finish. Example: 79019 626
- Indicators will work on the following functions but may have unexpected operation on lock sets that remain locked when the dead bolt is retracted: M9046, 9056, 9940, 9942, 9953, 9956, 9957, 9959, 9960, 9961, 9962, 9966, 9967, 9968, 9973, 9974, 9980, 9985, 9986, 9996

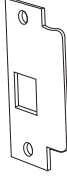
Strikes

605 PVD, 606 PVD, 612 PVD,  
613 PVD, 622 PVD, 630



Part #	Description	List \$
<b>5006 — ANSI Strike for Mortise Lock (*see below for usage; specify finish)</b>		
5006-114	1-1/4" x 4-7/8", 1-1/4" lip length, square corner, curved lip	23.00
5006-078	1-1/4" x 4-7/8", 7/8" lip length, square corner, straight lip	48.00
5006-112	1-1/4" x 4-7/8", 1-1/2" lip length, square corner, curved lip	48.00
5006-134	1-1/4" x 4-7/8", 1-3/4" lip length, square corner, curved lip	48.00
5006-200	1-1/4" x 4-7/8", 2" lip length, square corner, curved lip	48.00

\* Default **non-handed** strike shown in bold for all M9000 functions.



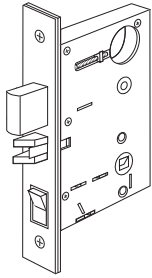
Part #	Description	List \$
<b>5007 — ANSI Strike for Mortise Lock (*see below for usage; specify finish and handing)</b>		
5007-114	1-1/4" x 4-7/8", 1-1/4" lip length, square corner, curved lip	23.00

\* Optional **handed** strike available for M9000 functions without deadbolts. Only available in 1-1/4" lip length.

Strike Box for 5006 and 5007 Strikes

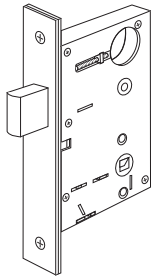
Part #	Description	List \$
76006253	Box, Strike	9.20

Lock Cases



Part #	Description	List \$
<b>M9000 Series Lock Cases for Levers and Knobs Specify Lever (L) or Knob (K) and handing. (armor not included) See Ordering Examples below.</b>		
19040	Chassis, M9010	273.00
19041	Chassis, M9040, 9042	343.00
19042	Chassis, M9046	399.00
19043	Chassis, M9025, 9080	399.00
19044	Chassis, M9050	399.00
19045	Chassis, M9053, 9070, 9071	399.00
19046	Chassis, M9072	475.00
19046	Chassis, M9056	440.00
19047	Chassis, M9060	440.00
19048	Chassis, M9076/M9077	440.00
19049	Chassis, M9082	440.00
19050	Chassis, M9940, 9942, 9956, 9968, 9996	440.00
19051	Chassis, M9953	440.00
19052	Chassis, M9957, 9959	440.00
19053	Chassis, M9958	440.00
19054	Chassis, M9966, 9973	440.00
19055	Chassis, M9967	518.00
19056	Chassis, M9954, 9974	518.00
19057	Chassis, M9980, 9985, 9986	518.00
19058	Chassis, M9080EL 24 V	1192.00
19059	Chassis, M9080EU 24 V	1192.00
19060	Chassis, M9082EL 24 V	1192.00
19061	Chassis, M9082EU 24 V	1192.00
19062	Chassis, M9080EL RX 24 V	1431.00
19063	Chassis, M9080EU RX 24 V	1431.00
19064	Chassis, M9080EL RX LM 24 V	1668.00
19065	Chassis, M9080EU RX LM 24 V	1668.00
19066	Chassis, M9010RX	512.00
19067	Chassis, M9025RX, 9080RX	638.00
19068	Chassis, M9050RX	638.00
19069	Chassis, M9010LM	638.00
19072	Chassis, M9025LM, 9080LM	638.00
19073	Chassis, M9050LM	638.00
19074	Chassis, M9053LM, 9070LM	638.00
19076	Chassis, M9080LM	638.00
19077	Chassis, M9082LM	638.00
19078	Chassis, M9080EL LM	1431.00
19079	Chassis, M9080EU LM	1431.00
19080	Chassis, M9082EL LM	1431.00
19081	Chassis, M9082EU LM	1431.00
19082	Chassis, M9010RX LM	749.00
19083	Chassis, M9025RX LM, 9080RX LM	875.00
19084	Chassis, M9050RX LM	875.00

**Ordering Examples:** 19051 L RH Chassis, M9953, for Levers, RH / 19051 K LH Chassis, M9953, for Knobs, LH



Part #	Description	List \$
<b>M9000 Series Lock Cases for Dead Locks, Cases are non-handed. (armor not included)</b>		
19070	Chassis, M9960, 9961, 9962	346.00
19071	Chassis, M9963	346.00

**Lock Spindles**

Part #	Description	List \$
76008426	Mortise lever lock spindle and spring (includes 2 spindles and 2 springs)	17.00

**Mounting Kit for Trim One Side Only**

Part #	Description	List \$
76007272	Less outside trim attachment kit	29.00

**Lead Lined Lock Case**

Part #	Description	List \$
660001	Lead lining plate for M9000 Series mortise locks	309.00

**Armor Fronts**

605 PVD, 606 PVD, 612 PVD,  
613 PVD, 622 PVD, 630



Part #	Description	List \$
<b>Armor Fronts (specify finish) (screws included)</b>		
19020	Armor latch 9010, 9040, 9042, 9046	40.00
19021	Armor latch, aux 9025, 9053, 9056, 9060, 9070, 9071, 9076, 9077, 9080, 9082, 9080EL, 9080EU, 9080ELRX, 9080EURX, 9082EL, 9082EU	40.00
19023	Armor latch, aux, stopworks 9050	40.00
19024	Armor latch, DB 9940, 9942, 9956, 9966, 9968, 9973, 9996	40.00
19025	Armor latch, DB, aux 9967, 9974, 9980, 9985, 9986	40.00
19026	Armor latch, DB, stopworks 9957, 9958, 9959	40.00
19027	Armor latch, DB, aux, stopworks 9953	40.00
19028	Armor DB 9960, 9961, 9962, 9963	40.00
19029	Armor blank 9003, 9004	40.00

Example: 19020 630



**Armor Screw Packs****606, 612, 613, 622, 630**

<b>Part #</b>	<b>Description</b>	<b>List \$</b>
19032	Screw pack, armor mount (specify finish)	5.30

Example: 19032 630

**Trim Screw Packs****606, 612, 613, 622, 630**

<b>Part #</b>	<b>Description</b>	<b>List \$</b>
<b>For all A, B, H, and M Trims</b>		
19033	Screw pack, M9000 rose (specify finish)	12.00
19034	Screw pack, M9000 Escutcheon (specify finish)	12.00
19036	Screw pack, M9001/M9003 (specify finish)	12.00

**Security Screws (specify finish)**


<b>Part #</b>	<b>Description</b>	<b>List \$</b>
660006	Security screws for all exposed fasteners (sectional trim and dead bolts only)	30.00
660010	Security screws for all exposed fasteners (H escutcheon only)	33.00
660011	Security screws for all exposed fasteners (M escutcheon only)	33.00

**NOTE:** Available in 630 finish only for use with 619, 626, 626, and 630 finishes.

## D900 Series





605 PVD, 606 PVD, 612 PVD,  
613 PVD, 619 PVD, 622 PVD,  
625, 626, 630

### Thumbturns (specify finish)

	Part #	Description	List \$
	79013	Thumbturn and rose for D960, D971, and D981	83.00

### Occupancy Indicators

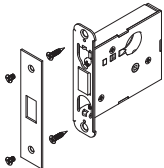
605, 606, 612, 613,  
619, 622, 625,  
626, 630

	Part #	Description	List \$
	79023	Occupancy indicator for rose trim used w/cylinder, reading OCCUPIED/VACANT or SECURED/UNSECURED. Both readings supplied. Specify finish.	109.00
		Optional RG — Solid red/green indicator insert, Specify "79019 630 RG"	8.00
	79020	Occupancy indicator for rose trim used without cylinder, emergency access, reading OCCUPIED/VACANT. Specify finish.	109.00
	79021	Occupancy indicator w/cointurn for rose trim used without cylinder, reading SECURED/UNSECURED. No emergency access. Used on inside of door with 79019 on outside.	109.00
	79022	Occupancy indicator w/cointurn for rose trim used without cylinder, reading OCCUPIED/VACANT. Specify finish.	109.00

#### NOTES:

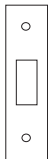
- Occupancy indicators are for dead bolt functions or as noted by function description, used by 1-3/4"–2-1/8" thick doors.
- Consult factory for thicker doors. Specify finish. Example: 79019 626

### Chassis Kit

	Part #	Description	List \$
	19090	D900 Chassis Kit — Includes armor plate, chassis mounting, strike, and armor plate screws	190.00

**NOTE:** Specify finish — 5301 630

### Strikes

	Part #	Description	List \$
	5301	1-1/8" x 3-1/2" square corner strike	22.00

**NOTE:** Specify finish — 5301 630

### Screwpack

	Part #	Description	List \$
	19035	SCRPK, D900 all functions	9.20

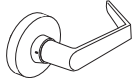
**NOTE:** Specify finish — 19035 630

# T900 Series

LR, LC, LF, LG, LT, LV, L118

## Standard Lever Trim

605 PVD, 606 PVD, 612 PVD, 619 PVD, 625, 626	613 PVD, 622 PVD, 630
--	--------------------------



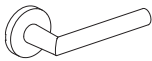
Part #	Description	List \$	
<b>Lever and Rose (specify design/finish and handing)</b>			
79005	Lever and rose, outside, for use with fire-rated latch	180.00	216.00
79006	Lever and rose, inside, for use with fire-rated latch	180.00	216.00
79007	Lever and rose, outside, for use with non-fire-rated latch, T910 and T925	180.00	216.00
79008	Lever and rose, inside, for use with non-fire-rated latch, T910 and T925	180.00	216.00
79009	Lever and rose, outside, for use with non-fire-rated latch, T940 (privacy)	180.00	216.00
79010	Lever and rose, inside, for use with non-fire-rated latch, T940 (privacy)	180.00	216.00

Example: 79005 LRA 626 RH

LA, LD, LN, L109, L110, L112, L114,  
L117, KB

## Premium Lever Trim

605 PVD, 606 PVD, 612 PVD, 619 PVD, 625, 626	613 PVD, 622 PVD, 630
--	--------------------------

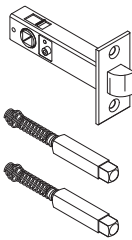


Part #	Description	List \$	
<b>Lever and Rose (specify design/finish and handing)</b>			
79005	Lever and rose, outside, for use with fire-rated latch	234.00	265.00
79006	Lever and rose, inside, for use with fire-rated latch	234.00	265.00
79007	Lever and rose, outside, for use with nonfire-rated latch, T910 and T925	234.00	265.00
79008	Lever and rose, inside, for use with nonfire-rated latch, T910 and T925	234.00	265.00
79009	Lever and rose, outside, for use with nonfire-rated latch, T940 (privacy)	234.00	265.00
79010	Lever and rose, inside, for use with nonfire-rated latch, T940 (privacy)	234.00	265.00

Example: 79005 L110A 626 RH

## Non-Fire Latch Bolt Kits

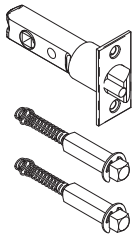
605, 606, 612,  
613, 622, 630



Part #	Backset	Description	List \$
90202K	2-3/4"	1-1/8" faceplate, passage, square corner, non-fire	37.00
90232K	2-3/4"	1-1/8" faceplate, privacy, square corner, non-fire	37.00
90200K	2-3/4"	1" faceplate, passage, square corner, non-fire	37.00
90230K	2-3/4"	1" faceplate, privacy, square corner, non-fire	37.00
90100K	2-3/8"	1" faceplate, passage, square corner, non-fire	37.00
90101K	2-3/8"	1" faceplate, passage, 1/4" radius corner, non-fire	37.00
90130K	2-3/8"	1" faceplate, privacy, square corner, non-fire	37.00
90131K	2-3/8"	1" faceplate, privacy, 1/4" radius corner, non-fire	37.00

Example: 90203K 606

605, 606, 612,  
613, 622, 630



Part #	Backset	Description	List \$
91202K	2-3/4"	1-1/8" faceplate, passage, square corner, 90 min fire-rated	51.00
91200K	2-3/4"	1" faceplate, passage, square corner, 90 min fire-rated	51.00
91100K	2-3/8"	1" faceplate, passage, square corner, 90 min fire-rated	51.00
91101K	2-3/8"	1" faceplate, privacy, 1/4" radius corner, 90 min fire-rated	51.00

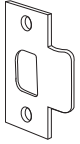
Example: 91200K 613

**NOTES:**

- Kit includes latch, two spindles and two spindle springs. Privacy pins sold separately.
- T900 cannot be changed from fire-rated to non-fire-rated by changing the latch – trim components are different.

Strikes

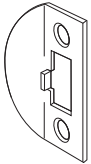
605, 606, 612  
613, 622, 630



Part #	Description	List \$
<b>5101 – T Strike with Dust Box (specify finish)</b>		
5101-118	1-1/8" x 2-3/4", 1-1/8" lip length, square corner	15.00
5101-112	1-1/8" x 2-3/4", 1-1/2" lip length, square corner	42.00

Example: 5101-118 630

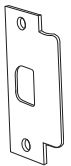
605, 606, 612  
613, 622, 630



Part #	Description	List \$
<b>5201, 5202 – Full Lip Strike (specify finish)</b>		
5201-118	1-5/8" x 2-1/4", 1-1/8" lip length, square corner	15.00
5202-118	1-5/8" x 2-1/4", 1-1/8" lip length, 1/4" radius corner	15.00

Example: 5201-118 630

605, 606, 612  
613, 622, 630



Part #	Description	List \$
<b>5001 – ANSI Strike with Cylindrical Lock Cutout (specify finish)</b>		
5001-1316	1-1/4" x 4-7/8", 1-3/16" lip length, square corner	23.00
5001-112	1-1/4" x 4-7/8", 1-1/2" lip length, square corner	51.00
5001-078	1-1/4" x 4-7/8", 7/8" lip length	51.00

Example: 5001-1316-630

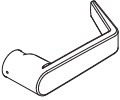
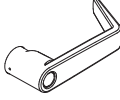
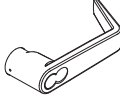
Lock Spindles

Part #	Description	List \$
76008426	Mortise lever lock spindle and spring (includes 2 spindles and 2 springs)	17.00

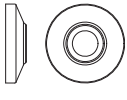

T940 Locking Pins

Part #	Description	List \$
76019946	Locking pin – 605, 606 finish	13.00
76019947	Locking pin – 612 finish	13.00
76019947	Locking pin – 613, 622	13.00
76019947	Locking pin – 619, 625, 626, 630 finish	8.00

## C100 Series

		LR, LC, LG,			
		626	605, 606, 612, 619, 625	613, 622, 626AM	
Levers (specify design/finish)		List \$			
	91200	LR Plain Lever	182.00	187.00	191.00
	91201	LR Button Lever	182.00	187.00	191.00
	91202	LR SFIC Lever	182.00	187.00	191.00
	91203	LR KIL Lever	182.00	187.00	191.00
	91204	LC Plain Lever	182.00	187.00	191.00
	91205	LC Button Lever	182.00	187.00	191.00
	91206	LC SFIC Lever	182.00	187.00	191.00
	91207	LC KIL Lever	182.00	187.00	191.00
	91208	LG Plain Lever	182.00	187.00	191.00
	91209	LG Button Lever	182.00	187.00	191.00
	91210	LG SFIC Lever	182.00	187.00	191.00
	91211	LG KIL Lever	182.00	187.00	191.00
	71769024 or 55714	Insert, Lever	9.00		

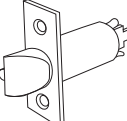
Example: 91200 626

		C, D, E, F	C, D, E, F	C, D, E, F	
		626	605, 606, 612, 619, 625	613, 622	
Roses (specify design/finish)		List \$			
	91041	C Rose, Inside and Outside	131.00	143.00	150.00
	91043	D Rose, inside, stamped LOCK	160.00	168.00	177.00
	91042	E Rose, stepped, inside and outside	131.00	143.00	150.00
	91044	F Rose, stepped, inside and outside LOCK	160.00	168.00	177.00

Example: 40001 C 626

### 9/16" Throw, 2-3/4" Backset Latch Bolts

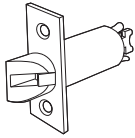
605, 606,  
612, 613, 622,  
626/625

		List \$	
	<b>Part #</b>	<b>Description</b>	<b>List \$</b>
	<b>For 110, 140, and 144 Locks</b>		
	91068	1-1/8" x 2-1/4" front, 1" diameter, square corner	124.00
<b>For all other locks</b>			
91067	1-1/8" x 2-1/4" front, 1" diameter, square corner	124.00	

Example: 10202 630

**9/16" Throw, 3- 3/4" Backset Latch Bolts**

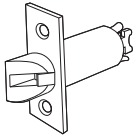
**606, 612, 613,  
622, 626**



Part #	Description	List \$
<b>For 110, 140, and 144 Locks</b>		
91070	1-1/8" x 2-1/4" front, 1" diameter, square corner	142.00
<b>For all other locks</b>		
91069	1-1/8" x 2-1/4" front, 1" diameter, square corner	142.00

**9/16" Throw, 5" Backset Latch Bolts**

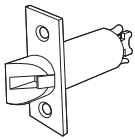
**606, 612, 613,  
622, 626**



Part #	Description	List \$
<b>For 110, 140, and 144 Locks</b>		
91072	1-1/8" x 2-1/4" front, 1" diameter, square corner	147.00
<b>For all other locks</b>		
91071	1-1/8" x 2-1/4" front, 1" diameter, square corner	147.00

**3/4" Throw, 2-3/4" Backset Latch Bolts**

**606, 612, 613,  
622, 626**



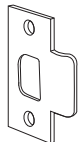
Part #	Description	List \$
<b>For all 100 Locks (non-restoring)</b>		
91076	1-1/8" x 2-1/4" front, 1" diameter, square corner	330.00

**Strikes**

**605, 606, 612,  
613, 622, 626/625**



Part #	Description	List \$
<b>ANSI Strike (specify finish)</b>		
25641	1-1/4" x 4-7/8", 1-3/16" lip length, square corner	30.00
63016	1-1/4" x 4-7/8", 7/8" flat lip length, square corner	67.00



Part #	Description	List \$
<b>"T" Strike (specify finish)</b>		
25639	1-1/8" x 2-3/4", 1-1/8" lip length, square corner	30.00
54066	1-1/8" x 2-3/4", 1-1/2" lip length, square corner	67.00

**Strike Dust Boxes**

<b>Part #</b>	<b>Description</b>	<b>List \$</b>
34380	Box, Strike 5001 (ANSI Strike)	14.00
25640	Box, Strike 5201 ("T" Strike)	11.00

**Screw Packs**

<b>Part #</b>	<b>Description</b>	<b>List \$</b>
91079	Universal Screw Pack for Latch & Strike- Specify Finish	33.00

**Security Screws**

<b>Part #</b>	<b>Description</b>	<b>List \$</b>
91090	Security Screws for latch and strikes- specify finish	35.00

**Lock Spacers for Thin Doors, C100 Series, Levers Only**

<b>Part #</b>	<b>Description</b>	<b>List \$</b>
55044	Spacers for thin door 1-3/8" - 1-5/8" door (specify finish) *2 required for 1-3/8" door	81.00

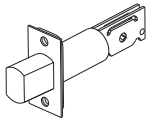
**Tailpieces, Conventional, SFIC, and Retrofit Locksets**

<b>Part #</b>	<b>Description</b>	<b>List \$</b>
91083	C100 Throw member, stabilizer, and bushing kit for SFIC	12.00
71770527	Conventional (KIL) tailpiece, support ring and lever insert kit	19.00

# D800 Series

## 1" Throw Dead Bolts

605, 606,  
612, 613,  
619, 625, 626



Part #	Description	List \$
28652	1-1/8" x 2-1/4" faceplate, 2-3/8" backset, square corner (specify finish)	63.00
28752	1-1/8" x 2-1/4" faceplate, 2-3/4" backset, square corner (specify finish)	63.00

Example: 28752 626

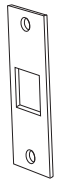
## Strikes

605, 606,  
612, 613,  
619, 625, 626



Part #	Description	List \$
<b>5103 — Standard Strike for Dead Bolt (specify finish)</b>		
5103	1-1/8" x 2-3/4", no lip, square corner	17.00
5104	1-1/8" x 2-3/4", no lip, radius corner	17.00

Example: 5103 626



Part #	Description	List \$
<b>5004 — ANSI Strike with Dead Bolt Cutout (specify finish)</b>		
5004	1-1/4" x 4-7/8", no lip, square corner	23.00

Example: 5004 626



Part #	Description	List \$
<b>5203 — Full Lip Strike with Dead Bolt Cutout (specify finish)</b>		
5203-118	1-5/8" x 2-1/4", 1-1/8" lip length, square corner	15.00
5204-118	1-5/8" x 2-1/4", 1-1/8" lip length, radius corner	15.00

Example: 5203-118 630



Part #	Description	List \$
<b>5006 — ANSI Strike with lip and Dead Bolt cutout (specify finish)</b>		
5006-114	1-1/4" x 4-7/8", 1-1/4" lip length, square corner	48.00
5006-112	1-1/4" x 4-7/8", 1-1/2" lip length, square corner	48.00

Example: 5006-114 630

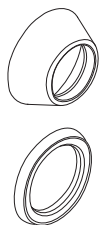
605, 606,  
612, 613, 630

605, 606,  
612, 613,  
629, 630



**Thumb Turn and Rose (specify finish)**605, 606, 612,  
613, 619, 625, 626

Part #	Description	List \$
28001	Turn and rose, D860/880/871/882	49.00
28002	Turn and rose, D863	49.00
28003	Turn and rose, D881	49.00
28006	Turn and rose, outside, D882	49.00
28004	Rose and plate, D861	49.00
28005	Rose and plate, D880	49.00
76010357	Driver, D880 Thumb turn	14.00
76007273	Driver, D882 Thumb turn	14.00

**Cylinder Rings (specify finish)**605, 606, 612, 613,  
619, 625, 626

Part #	Description	List \$
28010	Cylinder ring and insert, D800	59.00
28011	Cylinder ring, IC core	35.00


**Snap On Faceplate (specify finish)**605, 606, 612, 613,  
619, 625, 626

Part #	Description	List \$
28020	Snap on faceplate standard cylinder	17.00
28021	Snap on faceplate SFIC	17.00
28022	Snap on faceplate, Schlage FSIC	17.00

**Occupancy Indicator (specify finish)**

Part #	Description	List \$
79023	Occupancy indicator w/cointurn	80.00

Cylinder Housings

	Part #	Description	List \$
	76010496	Housing, outside, D800 standard cylinder	35.00
	76010498	Housing, inside, D800 standard cylinder	35.00
	76010497	Cylinder, retaining screw	6.00
	76010509	Housing, outside, D860/863 SFIC	67.00
	76010510	Housing, outside, D861 SFIC	67.00
	76010511	Housing, outside, D862 SFIC, 1-3/8"–1-3/4" door thickness	67.00
	76010512	Housing, inside, D862 SFIC, 1-3/8"–1-3/4" door thickness	67.00
	76013630	Housing, outside, D860R/863R to accept Schlage FSIC, 1-3/4"–2-1/2" door thickness	82.00
	76018148	Housing, outside, D862R to accept Schlage FSIC, 1-3/4"–2-1/2" door thickness	82.00
	76018149	Housing, inside, D862R to accept Schlage FSIC, 1-3/4"–2-1/2" door thickness	82.00

Screw Packs

Part #	Description	List \$
76010432	Screw pack, D860/861/863, 605/606 finish	17.00
76010433	Screw pack, D860/861/863, 612 finish	17.00
76010434	Screw pack, D860/861/863, 613 finish	17.00
76010435	Screw pack, D860/861/863, 619/625/626 finish	17.00
76010448	Screw pack, IC D860/861/863, 605/606 finish	17.00
76010449	Screw pack, IC D860/861/863, 612 finish	17.00
76010450	Screw pack, IC D860/861/863, 613 finish	17.00
76010451	Screw pack, IC D860/861/863, 619/625/626 finish	17.00
76010444	Screw pack, D862, 605/606 finish	17.00
76010445	Screw pack, D862, 612 finish	17.00
76010446	Screw pack, D862, 613 finish	17.00
76010447	Screw pack, D862, 619/625/626 finish	17.00
76010436	Screw pack, D871/880, 605/606 finish	17.00
76010437	Screw pack, D871/880, 612 finish	17.00
76010438	Screw pack, D871/880, 613 finish	17.00
76010439	Screw pack, D871/880, 619/625/626 finish	17.00
76010440	Screw pack, D881, 605/606 finish	17.00
76010441	Screw pack, D881, 612 finish	17.00
76010442	Screw pack, D881, 613 finish	17.00
76010443	Screw pack, D881, 619/625/626 finish	17.00
76018150	Screw pack, D882R, 605/606 finish, for Schlage FSIC	22.00
76018151	Screw pack, D882R, 612 finish, for Schlage FSIC	22.00
76018152	Screw pack, D882R, 613 finish, for Schlage FSIC	22.00
76018153	Screw pack, D882R, 619/625/626 finish, for Schlage FSIC	22.00

**Security Screws**

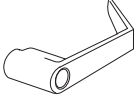
<b>Part #</b>	<b>Description</b>	<b>List \$</b>
660008	Security screws for all exposed fasteners (specify finish)	28.00

**NOTE:** Available in 630 finish only for use with 619, 626, 626, and 630 finishes.


**Tailpieces, Conventional, SFIC, and FSIC D800 Dead Bolts**

<b>D800 Tailpieces</b>	<b>Tailpiece</b>	<b>Cylinder Type</b>	<b>Application</b>	<b>List \$</b>
	6718 D	Standard	D861	8.00
	6719 D	Standard	D860/D863	8.00
	6720 D	Standard	D862	8.00
	6718 C	SFIC	D861	8.00
	6720 C	SFIC	D862	8.00

## C200 Series

Levers (specify design/finish)	LG, LR, LC		
	626	605, 606, 612, 613	
Part #	Description	List \$	
 91009	LR Plain Lever	142.00	152.00
91007	LR Button and KIL cylinder Lever	142.00	152.00
88954	LR SFIC Lever	142.00	152.00
88952	LC Plain Lever	142.00	152.00
88953	LC Button and KIL cylinder Lever	142.00	152.00
88950	LC SFIC Lever	142.00	152.00
88960	LG Plain Lever	142.00	152.00
88961	LG Button and KIL cylinder Lever	142.00	152.00
88958	LG SFIC Lever	142.00	152.00
91010	Insert, Lever	7.00	

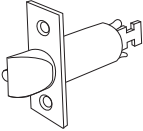
### Roses for Levers (specify finish)

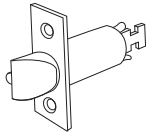
Part #	Description	List \$	
 91005	E Rose, Outside	64.00	74.00
91004	E Rose, Inside	50.00	60.00

Example: 47001 E 626

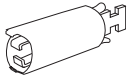
### 1/2" Throw, 2-3/8" Backset Latch Bolts

605, 606, 612, 613, 630

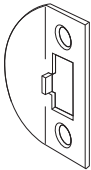
Part #	Description	List \$
<b>For 210, 212, 225, 250, 253, 270, or 280 locks (specify finish)</b>		
 91450	1" x 2-1/4" front, square corner	91.00
91451	1" x 2-1/4" front, 1/4" radius corner	91.00
91452	1-1/8" x 2-1/4" front, square corner	91.00
<b>For 230 and 240 locks</b>		
91453	1" x 2-1/4" front, square corner	91.00
91454	1" x 2-1/4" front, 1/4" radius corner	91.00
91455	1-1/8" x 2-1/4" front, square corner	91.00

**1/2" Throw, 2-3/4" Backset Latch Bolts****605, 606, 612,  
613, 630**

Part #	Description	List \$
<b>For 210, 212, 225, 250, 253, 270, or 280 locks (specify finish)</b>		
91456	1" x 2-1/4" front, square corner	87.00
91457	1" x 2-1/4" front, 1/4" radius corner	87.00
91458	1-1/8" x 2-1/4" front, square corner	87.00
<b>For 230 and 240 locks</b>		
91459	1" x 2-1/4" front, square corner	87.00
91460	1" x 2-1/4" front, 1/4" radius corner	87.00
91461	1-1/8" x 2-1/4" front, square corner	87.00

**Backset Link**

Part #	Description	List \$
<b>Backset Link for 210, 212, 225, 240, 250, 253, 270 and 280 locks</b>		
88964	3-3/4" - USE only WITH 2-3/8" LATCH	42.00
88967	5" - USE only WITH 2-3/4" LATCH	42.00

**Strikes****605, 606,  
612, 613, 630**

Part #	Description	List \$
<b>ANSI Strike (specify finish)</b>		
88974	1-1/4" x 4-7/8", 1-3/16" lip length, square corner	30.00
<b>"T" Strike (specify finish)</b>		
88973	1-1/8" x 2-3/4", 1-1/8" lip length, square corner	25.00
91014	1-1/8" x 2-3/4", 1-1/2" lip length, 1/4" radius corner	56.00
91015	1-5/8" x 2-1/4", full lip, 1-1/8" lip length, square corner	25.00
91016	1-5/8" x 2-1/4", full lip, 1-1/8" lip length, 1/4" radius corner	56.00

**Strike Dust Boxes**

<b>Part #</b>	<b>Description</b>	<b>List \$</b>
34380	Box, Strike 5001 (ANSI Strike)	14.00
25640	Box, Strike 5201 ("T" Strike)	12.00

**Screw Packs**

<b>Part #</b>	<b>Description</b>	<b>List \$</b>
90632	C200 Screw Pack for Latch & Screw (specify finish)	29.00
88998	C200 through bolt screw pack with lever removal tool	29.00

**Security Screw**

<b>Part #</b>	<b>Description</b>	<b>List \$</b>
91090	Torx Security Screw Pack (specify finish)	35.00

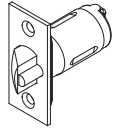
**Tailpieces, Conventional, and SFIC C200 Locksets**

<b>Part #</b>	<b>Description</b>	<b>List \$</b>
6713D	C200 tailpiece for conventional cylinder	12.00
56165	C200 tailpiece for SFIC cylinder	12.00

## C500 Series

### 1/2" Throw, 2-3/8" Backset Latch Bolts

605, 613, 630

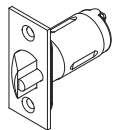


Part #	Description	List \$
<b>For 510 or 540 Locks (specify finish)</b>		
15130	1" x 2-1/4" front, 7/8" diameter, square corner	37.00
15131	1" x 2-1/4" front, 7/8" diameter, 1/4" radius corner	37.00
<b>For 525, 550, 553, 570, or 580 Locks (specify finish)</b>		
15150	1" x 2-1/4" front, 7/8" diameter, square corner	42.00
15151	1" x 2-1/4" front, 7/8" diameter, 1/4" radius corner	42.00
<b>For 530 Locks (specify finish)</b>		
15180	1" x 2-1/4" front, 7/8" diameter, square corner	42.00
15181	1" x 2-1/4" front, 7/8" diameter, 1/4" radius corner	42.00

Example: 15130 630

### 1/2" Throw, 2-3/4" Backset Latch Bolts

605 613, 630



Part #	Description	List \$
<b>For 510 or 540 Locks (specify finish)</b>		
15230	1" x 2-1/4" front, 7/8" diameter, square corner	37.00
15231	1" x 2-1/4" front, 7/8" diameter, 1/4" radius corner	37.00
15232	1-1/8" x 2-1/4" front, 7/8" diameter, square corner	37.00
<b>For 525, 550, 553, 570, or 580 Locks (specify finish)</b>		
15250	1" x 2-1/4" front, 7/8" diameter, square corner	42.00
15251	1" x 2-1/4" front, 7/8" diameter, 1/4" radius corner	42.00
15252	1-1/8" x 2-1/4" front, 7/8" diameter, square corner	42.00
<b>For 530 Locks (specify finish)</b>		
15280	1" x 2-1/4" front, 7/8" diameter, square corner	42.00
15281	1" x 2-1/4" front, 7/8" diameter, 1/4" radius corner	42.00
15282	1-1/8" x 2-1/4" front, 7/8" diameter, square corner	42.00

Example: 15230 630

### Face Plate Filler

Part #	Description	List \$
76006496	Faceplate, filler 1-1/8" x 2-1/4" (order in quantities of 10)	1.40

### Strikes

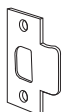
605, 613, 630



Part #	Description	List \$
<b>5001 – ANSI Strike with Cylindrical Lock Cutout (specify finish)</b>		
5001-1316	1-1/4" x 4-7/8", 1-3/16" lip length, square corner	23.00
5001-112	1-1/4" x 4-7/8", 1-1/2" lip length, square corner	51.00

Example: 5001-1316 630

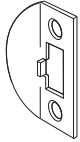
605, 613, 630



Part #	Description	List \$
<b>5101, 5102 – "T" Strike with Dust Box (specify finish)</b>		
5101-118	1-1/8" x 2-3/4", 1-1/8" lip length, square corner	15.00
5101-112	1-1/8" x 2-3/4", 1-1/2" lip length, square corner	42.00
5102-118	1-1/8" x 2-3/4", 1-1/8" lip length, 1/4" radius corner	15.00
5102-112	1-1/8" x 2-3/4", 1-1/2" lip length, 1/4" radius corner	42.00

Example: 5101-118 630

606, 613, 630



Part #	Description	List \$
<b>5201, 5202 — Full Lip Strike (specify finish)</b>		
5201-118	1-5/8" × 2-1/4", 1-1/8" lip length, square corner	15.00
5202-118	1-5/8" × 2-1/4", 1-1/8" lip length, 1/4" radius corner	15.00

Example: 5201-118 630

**Strike Box**

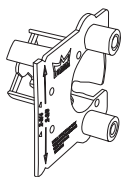
Part #	Description	List \$
<b>Strike Boxes for 5001 and 5101/5102 Strikes</b>		
76006253	Box, Strike 5001	9.20
76006254	Box, Strike 5101/5102/5201/5202	4.10
76001978	Box, Strike 5201 (T-strike)	8.00

**Screw Packs**

Part #	Description	List \$
<b>C500</b>		
76011566	Screw pack, C501	22.00
76011563	Screw pack, all C500 except C501, 619/625/626 finish	22.00
76011564	Screw pack, all C500 except C501, 605/606 finish	22.00
76011565	Screw pack, all C500 except C501, 613 finish	22.00

**NOTES:** Levers/roses not available as service items. 605 finish latch, strike, and/or screw packs used with 605 or 606 lock finishes. 630 finish latch, strike, and/or screw packs used with 619, 625, or 626 lock finishes.

**Drilling Jig**



Part #	Description	List \$
76004795	Drilling jig for C800 levers, CL700, and C500 locksets	17.00

**Tailpieces, Conventional and SFIC C500 Locksets**

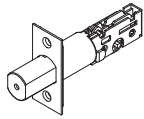
Part #	Description (sold in multiples of 10 unless otherwise specified)	List \$
6724D	C550D, C553D, C555D, C580D, levers only, standard cylinder	8.00
6724C	C550C, C553C, C555C, C580C, levers only, SFIC	8.00
6725D	C570D, levers only, standard cylinder	8.00
6725C	D570C, levers only, SFIC	8.00



## DB600 Series

### 1" Throw, 2-3/8"-2-3/4" Adjustable Backset Dead Bolts

605, 613, 630



Part #	Description	List \$
26170	1" x 2-1/4" faceplate, square corner (1-1/8" wide w/filler)	44.00
26171	1" x 2-1/4" faceplate, radius corner	44.00
26173	1" diameter, drive in	44.00

Example: 26170 630

### Face Plate Filler

Part #	Description	List \$
76006496	Faceplate, filler 1-1/8" x 2-1/4" (order in quantities of 10)	64.00

### Strikes

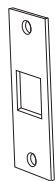
605, 613, 630



Part #	Description	List \$
<b>5103 — Standard Strike for Dead Bolt (specify finish)</b>		
5103	1-1/8" x 2-3/4", no lip, square corner	15.00
5104	1-1/8" x 2-3/4", no lip, radius corner	15.00

Example: 5103 630

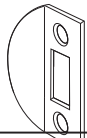
605, 613, 630



Part #	Description	List \$
<b>5004 — ANSI Strike with Dead Bolt Cutout (specify finish)</b>		
5004	1-1/4" x 4-7/8", no lip, square corner	23.00

Example: 5004 630

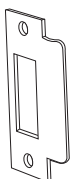
605, 613, 630



Part #	Description	List \$
<b>5203 — Full Lip Strike with Dead Bolt Cutout (specify finish)</b>		
5203-118	1-5/8" x 2-1/4", 1-1/8" lip length, square corner	15.00
5204-118	1-5/8" x 2-1/4", 1-1/8" lip length, radius corner	15.00

Example: 5203-118 630

605, 613, 630



Part #	Description	List \$
<b>5006 — ANSI Strike with Lip and Dead Bolt Cutout (specify finish)</b>		
5006-114	1-1/4" x 4-7/8", 1-1/4" lip length, square corner	23.00
5006-112	1-1/4" x 4-7/8", 1-1/2" lip length, square corner	48.00

Example: 5006-114 630

**Tailpieces, Conventional and SFIC DB600 Dead Bolts**

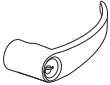

<b>Part #</b>	<b>Description</b>	<b>List \$</b>
6716D	D660, standard cylinder	8.00
6717D	D662, standard cylinder	8.00
6716C	D660, SFIC	8.00
6717C	D662, SFIC	8.00

## C300/J300 Series

### Finish Availability Chart

	626	613	619	605
LR	•	•		
LC	•	•		•
LG	•	•	•	
LS		•	•	•

### Levers/Roses (specify design/finish)

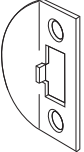
	Part #	Description	List \$
	33001	Closed lever — plain	42.00
	33002	Open lever — button and cylinder	42.00
	33003	SFIC lever — interchangeable core (J353 only) LR only	42.00
	43001	Rose, inside	22.00
	43002	Rose, outside	22.00

Example: 33001 LR 626

### Screwpacks

Part #	Description	List \$
76019305	Screwpack, C300 619/626	17.00
76019306	Screwpack, C300 605	17.00
76019307	Screwpack, C300 613	17.00
76019308	Screwpack, C301 DUMMY	9.20
76019659	Screwpack, J300 mounting screws	17.00
76019660	Screwpack, J300 escutcheon 605	9.20
76019661	Screwpack, J300 escutcheon 619	9.20
76019662	Screwpack, J300 escutcheon 613	9.20
76019663	Screwpack, J300 escutcheon 630	9.20

### C300 Strikes

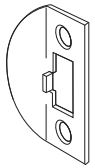
	Part #	Description	List \$
	5001	5001 — ANSI Strike with Cylindrical Lock Cutout with Dust Box (specify finish)	
	5101-1316	1-1/4" x 4-7/8", 1-3/16" lip length, square corner	15.00
	5202-112	1-1/4" x 4-7/8", 1-1/2" lip length, square corner	15.00

Example: 5001 626

Part #	Description	List \$
<b>5101, 5102 — "T" Strike with Dust Box (specify finish)</b>		
5101-118	1-1/8" x 2-3/4", 1-1/8" lip length, square corner	18.00
5101-112	1-1/8" x 2-3/4", 1-1/2" lip length, square corner	44.00
5102-118	1-1/8" x 2-3/4", 1-1/8" lip length, 1/4" radius corner	18.00
5102-112	1-1/8" x 2-3/4", 1-1/2" lip length, 1/4" radius corner	44.00

Example: 5101-118 630

606, 613, 630



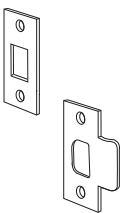
Part #	Description	List \$
<b>5201, 5202 — Full Lip Strike with Dust Box (specify finish)</b>		
5201-118	1-5/8" × 2-1/4", 1-1/8" lip length, square corner	18.00
5202-118	1-5/8" × 2-1/4", 1-1/8" lip length, 1/4" radius corner	18.00

Example: 5201-118 630

**Strike Dust Boxes**

Part #	Description	List \$
76006253	Box, Strike 5001 (ANSI Strike)	10.40
76006254	Box, Strike 5101/5102 (Full Lip Strike)	5.30
76001978	Box, Strike 5201 (T-strike)	8.00

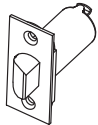
**J300 Strikes**



Part #	Description	List \$
5701	Lock — T strike, dead bolt — no lip square corner strike dead bolt	28.00
5703	Lock — full lip square corner strike, dead bolt — no lip square corner strike	28.00
5704	Lock — full lip 1/4" radius corner strike, dead bolt — no lip 1/4" radius corner strike	28.00
5705	Lock — full lip square corner strike, dead bolt — full lip square corner strike	28.00
5706	Lock — full lip 1/4" radius corner strike, dead bolt — full lip 1/4" radius corner strike	28.00

**Latches**

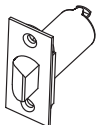
**C310/C340 Non-Fire**



Part #	Description	List \$
13202	2-3/4" backset × 1-1/8" SC faceplate	26.00
13200	2-3/4" backset × 1" SC faceplate	26.00
13201	2-3/4" backset × 1" RC faceplate	26.00
13102	2-3/8" backset × 1-1/8" SC faceplate	26.00
13100	2-3/8" backset × 1" SC faceplate	26.00
13101	2-3/8" backset × 1" RC faceplate	26.00

Example: 13202 626

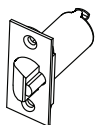
**C310/C340/J310 Fire**



Part #	Description	List \$
13202F	2-3/4" backset × 1-1/8" SC faceplate	33.00
13200F	2-3/4" backset × 1" SC faceplate	33.00
13201F	2-3/4" backset × 1" RC faceplate	33.00
13102F	2-3/8" backset × 1-1/8" SC faceplate	33.00
13100F	2-3/8" backset × 1" SC faceplate	33.00
13101F	2-3/8" backset × 1" RC faceplate	33.00

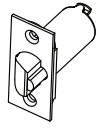
Example: 13202F 626

**C330 Fire**



Part #	Description	List \$
13282F	2-3/4" backset × 1-1/8" SC faceplate	33.00
13280F	2-3/4" backset × 1" SC faceplate	33.00
13281F	2-3/4" backset × 1" RC faceplate	33.00
13182F	2-3/8" backset × 1-1/8" SC faceplate	33.00
13180F	2-3/8" backset × 1" SC faceplate	33.00
13181F	2-3/8" backset × 1" RC faceplate	33.00

Example: 13282F 626

**C353/J353 Fire**

Part #	Description	List \$
13252F	2-3/4" backset x 1-1/8" SC faceplate	33.00
13250F	2-3/4" backset x 1" SC faceplate	33.00
13251F	2-3/4" backset x 1" RC faceplate	33.00
13152F	2-3/8" backset x 1-1/8" SC faceplate	33.00
13150F	2-3/8" backset x 1" SC faceplate	33.00
13151F	2-3/8" backset x 1" RC faceplate	33.00

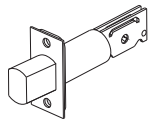
Example: 13252F 626

NOTE: 2-3/8" Basket only, finish does not apply (no face plate)

**C300 Drive-In (Non-Fire only)**

Part #	Description	List \$
13103	2-3/8" backset Drive-In	23.00
13153	2-3/8" backset Drive-In	23.00
13183	2-3/8" backset Drive-In	23.00

NOTE: 2-3/8" Basket only, finish does not apply (no face plate)

**J300 Deadbolts**

Part #	Description	List \$
13390	Adjustable backset 1" SC faceplate with filler	33.00
13391	Adjustable backset 1" RC faceplate	33.00

Example: 13390 626

**J300 Components**

Part #	Description	List \$
33801	SFIC dead bolt cylinder housing with trim ring	49.00
33802	Standard cylinder dead bolt cylinder housing with trim ring	49.00
33803	J300 thumb turn with rose	42.00

**Miscellaneous Parts**

Part #	Description	List \$
76019292	Black plastic lever insert — J310	2.80
76019304	Latch filler — 1" to 1-1/8"	2.80

# 9000 Series

		Finishes		
		Painted	Plated or Base Metal	Finish N/A
		689, 691, 693, 695, 696	605, 606, 611, 612, 613, 619, 625, 626, 629*, 630	
Item	Description	List \$		
<b>Alarms, Controls, and Monitoring</b>				
BPA Kit	Battery powered alarm kit. Specify bar size and finish (includes standard cylinder).	884.00	884.00	—
BPAR Kit	Battery powered alarm, 4 minute reset kit. Specify bar size and finish (includes standard cylinder).	884.00	884.00	—
DWA Kit	Direct wired alarm kit. Specify bar size and finish.	836.00	836.00	—
MS Kit	Monitor switch kit	—	—	381.00
<b>Dogging</b>				
CD Kit	Kit allows conversion to CD function (includes standard cylinder). Specify bar size and finish.	258.00	258.00	—
DOGKEYPAK	Hex dogging keys (10 keys per pack)	—	—	67.00
9DRKIT	Dogging repair kit. Includes all parts for hex key dogging assembly.	—	—	122.00
<b>Fasteners</b>				
GK9000	Glass light shim kit for 9100, 9300, 9400, and 9500 devices. Specify finish.	112.00	112.00	—
GK9200	Glass light shim kit for 9600, 9700, and 9800 devices. Specify finish.	112.00	112.00	—
SNBPAK	Sex nuts and bolts, 2 per pack. Specify finish.	23.00	23.00	—
<b>Strikes, 9100 Series CVR/9400 Series SVR/9600 Series CVR/9800 Series SVR</b>				
340	Flat slide bolt bottom strike — CVR/SVR	—	—	60.00
416V	Surface bottom strike for pullman latch — SVR	—	—	60.00
418	Standard top strike — CVR	—	—	60.00
419	Wood frame top strike — CVR	—	—	77.00
426	Standard top strike — CVR	—	—	60.00
426A	Top strike with angle — SVR	—	—	77.00
431	Recessed bottom strike for pullman latch — CVR/SVR	—	—	77.00
439	Standard slide bolt bottom strike — CVR/SVR	—	—	60.00
<b>Strikes, 9300 Series Rim/9700 Series Rim</b>				
320	Overlap strike — Rim	—	—	88.00
416	Strike — Rim	—	—	60.00
430	Strike — Rim	—	—	90.00
463	Extended lip strike (fire-rated, hurricane rated) — Rim	—	—	90.00
476	Roller strike — Rim	—	—	60.00
486	Roller strike — Rim	—	—	60.00
<b>Cylinder Adaptors</b>				
80CK	Rim cylinder mounting kit. Included with 03 trim.	—	—	144.00

\* Please allow 4 week lead time for 629 finish.

		Finishes		
		Painted	Plated or Base Metal	Finish N/A
		689, 691, 693, 695, 696	605, 606, 611, 612, 613, 619, 625, 626, 629*, 630	
Item	Description	List \$		
<b>Strikes, 9500 Series Mortise</b>				
465	Standard strike – Mortise	–	–	60.00
565L	Open back strike – Mortise (for LHR applications)	–	–	90.00
565R	Open back strike – Mortise (for RHR applications)	–	–	90.00
<b>Chassis Kit</b>				
91CRKT	Chassis kit, 9100 CVR	–	–	156.00
93CRKT	Chassis kit, 9300 Rim	–	–	30.00
94CRKT	Chassis kit, 9400 SVR	–	–	88.00
95CRKTLHR	Chassis kit, 9500 Mortise. Specify handing.	–	–	68.00
95CRKTRHR	Chassis kit, 9500 Mortise. Specify handing.	–	–	68.00
96CRKT	Chassis kit, 9600 CVR	–	–	156.00
97CRKT	Chassis kit, 9700 Rim	–	–	30.00
98CRKT	Chassis kit, 9800 SVR	–	–	88.00
<b>Chassis Assembly</b>				
CHASASSY91	Chassis assembly 9100 CVR. Specify handing. Includes mounting screws.	–	–	291.00
CHASASSY93	Chassis assembly 9300 Rim. Includes mounting screws.	–	–	311.00
CHASASSYF93	Chassis assembly F9300 Rim. Includes mounting screws.	–	–	364.00
CHASASSY94	Chassis assembly 9400 SVR. Includes mounting screws.	–	–	311.00
CHASASSY95	Chassis assembly 9500 Mortise. Specify handing. Includes mounting screws.	–	–	291.00
CHASASSY96	Chassis assembly 9600 CVR. Includes mounting screws.	–	–	291.00
CHASASSY97	Chassis assembly 9700 Rim. Includes mounting screws.	–	–	311.00
CHASASSYF97	Chassis assembly F9700 Rim. Includes mounting screws.	–	–	364.00
CHASASSY98	Chassis assembly 9800 SVR. Includes mounting screws.	–	–	291.00
<b>Chassis Assembly Cover</b>				
CHCOV91/95	Chassis assembly cover. Includes cover and mounting screws.	102.00	201.00	–
CHCOV93	Chassis assembly cover. Includes cover and mounting screws.	138.00	251.00	–
CHCOV94	Chassis assembly cover. Includes cover and mounting screws.	138.00	251.00	–
CHCOV96	Chassis assembly cover. Includes cover and mounting screws.	102.00	201.00	–
CHCOV97	Chassis assembly cover. Includes cover and mounting screws.	138.00	251.00	–
CHCOV98	Chassis assembly cover. Includes cover and mounting screws.	138.00	251.00	–
<b>End Caps</b>				
EC	End cap, panic devices. Includes end cap, end cap mounting bracket, and mounting screws.	104.00	124.00	–
FEC	End cap, fire-rated devices. Includes end cap, end cap mounting bracket, and mounting screws.	104.00	124.00	–

\* Please allow 4 week lead time for 629 finish.

		Finishes		
		Painted	Plated or Base Metal	Finish N/A
		689, 691, 693, 695, 696	605, 606, 611, 612, 613, 619, 625, 626, 629*, 630	
Item	Description	List \$		
<b>Touch Bar and Rail Assembly</b>				
TBR	Touch bar and rail assembly. Specify bar size and finish. (Partial length).	449.00	897.00	–
FTBR	Touch bar and rail assembly fire-rated. Specify bar size and finish. (Partial length).	489.00	942.00	–
MLRTBR	Touch bar and rail with MLR option. Specify bar size and finish.	1,196.00	1,495.00	–
MLRFTBR	Touch bar and rail with MLR option. Fire-rated. Specify bar size and finish.	1,234.00	1,539.00	–
ESTBR	Touch bar and rail assembly with ES option. Specify bar size and finish.	1,196.00	1,495.00	–
ESFTBR	Touch bar and rail assembly, fire-rated, with ES option. Specify bar size and finish.	1,234.00	1,539.00	–
FLTBR	Full length touch bar and rail assembly	669.00	1,473.00	–
FLFTBR	Full length fire-rated touch bar and rail assembly	713.00	1,520.00	–
<b>9100 Series CVR / 9600 Series CVR</b>				
9GALD	Aluminum door bracket	–	–	156.00
CVBOTPULLTCH	Bottom pullman latch assembly. Includes latch assembly, (2) each mounting angle brackets, ALD bracket, and mounting screws.	–	–	238.00
CVBOTSBLTCH	Standard bottom slide bolt assembly. Includes slide bolt assembly, (2) each mounting brackets, ALD bracket, and mounting screws.	–	–	124.00
CVRD96	Concealed vertical rod assembly. Includes outer and inner rods, rod retaining clip, and pivot connecting links.	–	–	145.00
CVRDLWR91	Concealed vertical rod kit, lower. Includes rod assembly, push rod, and fasteners for standard DORMA door prep (40-5/16" measured from finished floor or threshold to horizontal centerline device).	–	–	131.00
CVRDUPR91	Concealed vertical rod kit, upper. Includes rod assembly, push rod, and fasteners.	–	–	115.00
CVTOPLTCH	Top latch assembly. Includes latch assembly, (2) each mounting angle brackets, ALD bracket, and mounting screws.	–	–	258.00
ETR 9100	Top rod extension kit, 9100, for 8'–10' doors	–	–	77.00
FCVBOTPULLTCH	Bottom pullman latch assembly, fire-rated. Includes latch assembly, (2) each mounting angle brackets, ALD bracket, and mounting screws.	–	–	264.00
FCVBOTSBLTCH	Standard bottom slide bolt, fire-rated. Includes slide bolt assembly, (2) each mounting brackets, and bracket/mounting screws.	–	–	124.00
FCVTOPLTCH	Standard top latch assembly, fire-rated. Includes latch assembly, (2) each mounting angle brackets, ALD bracket, and mounting screws.	–	–	284.00
CVTOPLTCHNS	Standard top latch assembly for 9600 narrow stile CVR devices. Includes latch assembly, narrow stile bracket (assembled), and mounting screws.	–	–	258.00
POPPER	Thermal pin for fire-rated and CVR devices less bottom rod.	–	–	102.00

\* Please allow 4 week lead time for 629 finish.



Item	Description	Finishes		
		Painted	Plated or Base Metal	Finish N/A
		689, 691, 693, 695, 696	605, 606, 611, 612, 613, 619, 625, 626, 629*, 630	
		List \$		
<b>9400 Series SVR</b>				
ETR 9400	Top rod extension kit, 9400, for 7'-9' or 8'-10' doors	77.00	148.00	—
FSVBOTPULLTCH	Bottom pullman latch assembly, fire-rated. Includes mounting screws.	—	—	168.00
FSVBOTSBLTCH	Standard bottom slide bolt assembly, fire-rated. Includes slide bolt assembly and mounting screws.	—	—	143.00
FSVTOPLTCH	Standard top latch assembly, fire-rated. Includes mounting screws.	—	—	228.00
LCHCOV	Latch assembly cover. Includes cover and mounting screws.	108.00	157.00	0.00
POPPER	Thermal pin for fire-rated and SVR devices less bottom rod.	—	—	102.00
SVBOTPULLTCH	Bottom pullman latch assembly. Includes mounting screws.	—	—	155.00
SVBOTSBLTCH	Standard bottom slide bolt assembly. Includes slide bolt assembly and mounting screws.	—	—	124.00
SVTOPLTCH	Standard top latch assembly. Includes mounting screws.	—	—	144.00
SVRDLWR	Surface vertical rod, lower. Precut, threaded, and drilled for standard DORMA door prep (40-5/16", measured from finished floor or threshold to horizontal centerline device). Includes push rod, rod guide, and fasteners.	68.00	88.00	—
SVRDUPR947	Surface vertical rod, upper. Precut, threaded, and drilled for 7' door. Includes push rod, rod guide, and fasteners.	102.00	139.00	—
SVRDUPR948	Surface vertical rod, upper. Precut, threaded, and drilled for 8' door. Includes push rod, rod guide, and fasteners.	102.00	139.00	—
<b>9500 Series Mortise – Specify if device is prior 11/14. Devices prior to 11/14 will require new trim.</b>				
95MLB	Mortise lock body, armor front, spindle, cylinder, and end cap. Specify handing.	448.00	448.00	—
95MLB Fire	Mortise lock body. Fire-rated. Specify handing.	458.00	458.00	—
95MLB LFSC	Mortise lock body. LFSC. Specify handing.	1,381.00	1,381.00	—
95MLB LFSC Fire	Mortise lock body. LFSC, fire-rated. Specify handing.	1,390.00	1,390.00	—
95MLB LFSF	Mortise lock body. LFSF. Specify handing.	1,381.00	1,381.00	—
95MLB LFSF Fire	Mortise lock body. LFSF, fire-rated. Specify handing.	1,390.00	1,390.00	—

\* Please allow 4 week lead time for 629 finish.

## 8000 Series

Item	Description	List Add \$
<b>Dogging</b>		
DOGKEYPAK	Hex dogging keys (10 keys per pack)	67.00
8DRKIT	Dogging repair kit. Includes all parts for hex key dogging assembly.	122.00
<b>Fasteners</b>		
GK8000	Glass light shim kit	112.00
SNBPAK	Sex nuts and bolts, 2 per pack/3 required for 8300 (EO)	23.00
<b>Strikes, 8400 Series SVR</b>		
340	Flat slide bolt bottom strike – CVR/SVR	60.00
416V	Surface bottom strike for pullman latch – SVR	60.00
418	Standard top strike – CVR	60.00
419	Wood frame top strike – CVR	77.00
426	Standard top strike – CVR	60.00
426A	Top strike with angle – SVR	77.00
431	Recessed bottom strike for pullman latch – CVR/SVR	77.00
439	Standard slide bolt bottom strike – CVR/SVR	60.00
<b>Strikes, 8300 Series Rim</b>		
320	Overlap strike – Rim	88.00
416	Strike – Rim	60.00
425	Strike – Recessed	60.00
430	Strike – Rim	90.00
463	Extended lip strike (fire-rated, hurricane rated) – Rim	90.00
476	Roller strike – Rim	60.00
486	Roller strike – Rim	60.00
<b>Cylinder Adaptors</b>		
803CK	Rim cylinder mounting kit. Included with 03 trim.	144.00
<b>Chassis Kit</b>		
83CRKT	Chassis kit, 8300 Rim	35.00
<b>Chassis Assembly</b>		
CHASASSY83	Chassis assembly 8300 Rim. Includes mounting screws.	194.00
FCHASASSY83	Chassis assembly F8300 Rim. Includes mounting screws.	261.00
CHASASSY84	Chassis assembly 8400 SVR. Includes mounting screws.	194.00

Item	Description	List Add \$
<b>Chassis Assembly Cover</b>		
FCHCOV83	Chassis assembly cover, fire-rated. Includes cover and mounting screws.	81.00
CHCOV83	Chassis assembly cover. Includes cover and mounting screws.	65.00
CHCOVLM83	Chassis assembly cover, latch monitoring. Includes cover and mounting screws.	115.00
FCHCOVLM83	Chassis assembly cover, latch monitoring, fire-rated. Includes cover and mounting screws.	126.00
CHCOV84	Chassis assembly cover. Includes mounting screws.	65.00
<b>End Caps</b>		
EC8	Two piece end cap replacement kit, panic devices. Includes end cap, end cover, and mounting screws.	35.00
<b>8400 Series SVR</b>		
ETR 8400	Top rod extension kit, 8400, for 7'-9' or 8'-10' doors. Specify finish.	168.00
FSVBOTPULLTCH	Bottom pullman latch assembly, fire-rated. Includes mounting screws.	143.00
FSVBOTSBLTCH	Standard bottom slide bolt assembly, fire-rated. Includes slide bolt assembly and mounting screws.	228.00
FSVTOPLTCH	Standard top latch assembly, fire-rated. Includes mounting screws.	13.00
LHCOV8	Latch assembly cover. Includes cover and mounting screws.	102.00
POPPER	Thermal pin for fire-rated and SVR devices less bottom rod.	155.00
SVBOTPULLTCH	Bottom pullman latch assembly. Includes mounting screws.	124.00
SVBOTSBLTCH	Standard bottom slide bolt assembly. Includes slide bolt assembly and mounting screws.	144.00
SVTOPLTCH	Standard top latch assembly. Includes mounting screws.	68.00
SVRDLWR84	Surface vertical rod, lower. Precut, threaded, and drilled for standard DORMA door prep (40-5/16", measured from finished floor or threshold to horizontal centerline device). Includes push rod, rod guide, and fasteners.	77.00
SVRDUPR847	Surface vertical rod, upper. Precut, threaded, and drilled for 7' door. Includes push rod, rod guide, and fasteners. Specify finish.	102.00
SVRDUPR848	Surface vertical rod, upper. Precut, threaded, and drilled for 8' door. Includes push rod, rod guide, and fasteners. Specify finish.	102.00
<b>Touch Bar and Rail Assembly</b>		
TBR8	Touch bar and rail assembly. Specify bar size and finish.	464.00
FTBR8	Fire-rated touch bar and rail assembly. Specify bar size and finish.	513.00

# DHW: Ordering Guide

Example how to order:

Series	Type	Item	Finish
74	C	FC	689
73 7300	CB Body		689 Aluminum
74 7400	A Arm		600 Primed
86 8600	B Bracket		690 Statuary Bronze
89 8900	C Body Cover		691 Dull Bronze
TS93 TS93	F Fastener Pack		693 Black
EMR EMR	P Plate		695 Dark Duranodic Bronze
EMF EMF	AC Other Accessories		696 Gold
18 1800			605 Polished Brass
EM EM			606 Satin Brass
ITS9 ITS96			611 Polished Bronze
BTS8 BTS80			612 Satin Bronze
BTS7 BTS75V			613 Oxidized Satin Oil Rubbed Bronze
RTS8 RTS88			618 Polished Nickel
LM LM			619 Satin Nickel
900 900			625 Polished Chrome
700 700			626 Satin Chrome

Surface Closers	
CB	Closer Bodies
P	Backplates and Drop Plates
P	Conversion Plates
B, AC	Brackets and Spacers
F	Fastener Packs
C, AC	Covers, Full Covers, and Accessories
A	Arms
A	Tracks
AC	Carry Bars and Extension Kits

Fire/Life Safety	
C, AC, F	Fire/Life Safety
A, F, AC	1800 Series
B, F, P, AC	EM Series

Stops/holders	
B	900/700 Series

Concealed Closers/Pivots	
CB	Floor Closers with Cement Cases, Less Spindle
AC	Interchangeable Spindles
AC	Interchangeable Spindles (Center Hung, Single Acting Packages)**
AC	Floor Plates
A	Center Hung Bottom Arms
A, C	Center Hung Top Pivots
A	3/4" Offset Hung Top Pivots
A	3/4" Offset Hung Intermediate Pivots **
A, AC	3/4" Offset Hung Bottom Arms
A	1-1/2" Offset Hung Top Pivots
A	1-1/2" Offset Hung Intermediate Pivots **
A, AC	1-1/2" Offset Hung Bottom Arms
A	Electrified Pivots
A	Pocket Pivots
A, AC	Miscellaneous
CB, AC	ITS Series
CB	Overhead Concealed Closers with Mounting Brackets
CB, AC	Side Load Components
A	End Load Components
A, AC	Offset Hung Components
AC	Offset Hung Components
B, AC	Miscellaneous Components
A	Center Hung Bottom Arms
A, AC	Center Hung Top Pivots
A	3/4" Offset Hung Top Pivots
A	3/4" Offset Hung Intermediate Pivots **
A, AC	3/4" Offset Hung Bottom Arms
A	1-1/2" Offset Hung Top Pivots
A	1-1/2" Offset Hung Intermediate Pivots **
A, AC	1-1/2" Offset Hung Bottom Arms
AC	Floor Bearings
A	Electrified Pivots
A	Pocket Pivots
AC	Interchangeable Spindles (for use with 7471HD)

## Surface Closers

### Closer Bodies (CB)

Item	Description	Painted Finish \$
TS9315 B CB	Closer body only (pull side), size 1-5	522.00
TS9315 G CB	Closer body only (push side), size 1-5	522.00
TS9356 B CB	Closer body only (pull side), size 5-6	522.00
TS9356 G CB	Closer body only (push side), size 5-6	522.00
TS9315 B	Closer body w/ backplate (pull side), size 1-5	579.00
TS9315 G	Closer body w/ backplate (push side), size 1-5	579.00
TS9356 B	Closer body w/ backplate (pull side), size 5-6	579.00
TS9356 G	Closer body w/backplate (push side), size 5-6	579.00
8907 CB	Closer body only	482.00
8902TEL	Closer body only (telephone booth)	532.00
8916 CB, 8956 CB,	Closer body only	464.00
8916DA CB, 8956DA CB	Closer body only w/ delayed action	517.00
STA 8916 CB, STA 8956 CB	Closer body only for use with stainless steel closer combinations	569.00
STA 8916DA CB, STA 8956DA CB	Closer body only w/ delayed action	621.00
8616 CB	Closer body only	318.00
8616DA CB	Closer body only w/ delayed action	370.00
STA 8616 CB	Closer body only for use with stainless steel closer combinations	420.00
STA 8616DA CB	Closer body only w/ delayed action	471.00
7414 CB, 7436 CB	Closer body only	268.00
7414DA CB, 7436DA CB	Closer body only w/ delayed action	319.00
STA 7414 CB, STA 7436 CB	Closer body only for use with stainless steel closer combinations	359.00
STA 7414DA CB, STA 7436DA CB	Closer body only w/ delayed action	412.00
7302-7305 CB	Closer body only	268.00

### Backplates and Drop Plates (P)

Item	Applicable Series	Description	Painted Finish \$
BP73	7300	Backplate for 7300	45.00
BP74	7400	Backplate for 7400	45.00
BP74T	7400	Backplate for 7400 × slide track	45.00
BP86	8600, 7000	Backplate for closer with slim cover	45.00
BP86FC	8600, 7400	Backplate for closer with full cover	45.00
BP86T	8600, 7400, 7300	Backplate for slide track closer with slim cover	45.00
BP86FTFC	8600, 7400	Backplate for flush transom slide track closer w/wo slim or full cover	45.00
BP89	8900	Backplate for top jamb with frame <2-7/8"	50.00


**Backplates and Drop Plates (P) (continued)**

Item	Applicable Series	Description	Painted Finish \$
DP73	7300	Drop plate for 7300	42.00
DP74	7400	Drop plate for 7400	42.00
DP86	8600, 7000	Drop plate for closer with slim cover	42.00
DP86FC	8600, 7400	Drop plate for closer with full cover	42.00
DP89	8900	Drop plate for PA where top rail is < 5-3/4"	42.00
BP93	TS93	Backplate for TS93	42.00


**Conversion Plates (P)**

Item	Applicable Series	Description	Painted Finish \$
4040R	8900	LCN 4040 regular 120° mount	65.00
4040P	8900	LCN 4040 parallel arm 180° mount	65.00
4011	8900	LCN 4011 regular 90° mount	65.00
4111	8900	LCN 4111 parallel arm mount	65.00
4011FT	8900	LCN Standard arm shoe	38.00
7500R	8900	Norton 7500 regular mount	65.00
P7500	8900	Norton 7500 parallel arm mount	65.00
8980RPA	8900	DORMA TS83 regular and parallel mount	65.00
4041P86	8600	LCN 4040 regular mount to 8600	65.00
BP86C	8600	Backplate for conversion of 7600/7800 Series to 8600 Series	45.00
BP640C	7400	Backplate to retrofit 7400 to 9-1/16" hole spacing.	10.00
STA BP640C	STA 7400	Backplate with stainless steel fasteners to Examples: DORMA 640, Norton 1600 or Yale 50	22.00
BP600C	7300	Backplate to retrofit 7300 to 8-9/32" hole spacing	40.00

**Brackets and Spacers (B, AC)**

Item	Applicable Series	Description	Painted Finish \$	Plated Finish \$
AB93	TS93	Angle bracket for TS93 PT/PTHO	82.00	252.00
AB89	8900	Angle bracket for 8900	82.00	—
AB86	8600, 7000	Angle bracket for closer with slim cover	82.00	—
AB74	7400	Angle bracket for 7400	82.00	—
AB73	7300	Angle bracket for 7300	82.00	—
P89	8900	Parallel arm soffit bracket, non-hold open arm and plunger hold open arms	26.00	113.00
P86	8600, 7000	Parallel arm soffit bracket, non-hold open arm and plunger hold open arms	26.00	113.00
STA P86 **	STA 8000/7400	Stainless steel parallel arm soffit bracket, non-hold open	79.00	114.00
PHB	8000, 7000	Parallel friction hold open bracket	26.00	—
PFT	8000, 7000	Parallel flush transom bracket	38.00	—
PD	8000, 7000	Parallel drop bracket, non-hold open arms	49.00	—
MJ 	8000, 7000	Mortised jamb bracket, non-hold open arms	34.00	—
BS	8000, 7000	Blade stop spacer (P86, P89, PHB, and PD)	34.00	—
BSHD	8000, 7400, 7300	Blade stop spacer for use with heavy duty door saver and super parallel arms	40.00	—
NFHD	8000, 7400, 7300	Narrow frame bracket for use with heavy duty door saver and super parallel arms	40.00	—
FTHD	8000, 7400, 7300	Flush transom bracket for use with heavy duty door saver and super parallel arms	66.00	—

\*\* Architectural finishes for STA P86 available in 630 ONLY.

 When used with flat form non-hold open arms, the MJ bracket must be used with a special length arm.

**Fastener Packs (F)**

<b>Item</b>	<b>Applicable Series</b>	<b>Description</b>	<b>Painted Finish \$</b>
SN1	8900, U1500	(4) each 1/4-20 sex nuts for 1-3/4" door	10.00
SN2	8900, STA, U1500	(4) each 1/4-20 sex nuts for 1-3/8" door	10.00
STASN1	STA 8000/7400	(4) each 1/4-20 sex nuts for 1-3/4" door, clear powder coat	14.00
SN3	TS93, GSR	(4) each 10-32 sex nuts for 1-3/4" door	10.00
SN4	TS93, GSR	(4) each 10-32 sex nuts for 1-3/8" door	10.00
SNB1_	8600, 7000	(4) each 1/4-20 sex nuts and machine screws for 1-3/4" door	12.00
SNB2	8600, 7000	(4) each 1/4-20 sex nuts and machine screws for 1-3/8" door	12.00
COMBO	8600, 7000	Screw pack with fasteners that are a wood/machine screw combination	14.00
DPK86	8600, 7000	All fasteners to be self drilling fasteners	14.00
DPK89	8900	All fasteners to be self drilling fasteners	14.00
TPK86	8600, 7000	All fasteners to be self tapping fasteners	14.00
TPK89	8900	All fasteners to be self tapping fasteners	14.00
TX86	8600, 7000	All exposed fasteners to be Torx security fasteners (n/a with track applications)	41.00
TX89	8900	All exposed fasteners to be Torx security fasteners (n/a with track applications)	41.00
AWS	8600, 7000	All wood screws	14.00
STASCRPK	STA 8000/7400	Stainless steel tri-pack closer fastener pack	41.00



**Covers, Full Covers, and Accessories (C, AC)**

Item	Applicable Series	Description	Painted Finish \$	Plated Finish \$
CAP	8600, 7000	Dust cap to cover exposed pinion of closer	9.00	—
COV	8600, 7000	Slim plastic cover	28.00	—
FC	8000, 7400	Full plastic cover	34.00	—
FCSL	8000, 7400	Full plastic slotted cover (low ceiling conditions)	34.00	—
FMC	8900, 8600	Full metal cover (Handed for TJ/JT ([FMCL/FMCR]))	42.00	189.00
FMC LL	8900, 8600	Full metal cover, lead lined. Handed & Non-Handed	188.00	337.00
STA FMC **	STA 8000/7400	Stainless steel full metal cover	188.00	—
EC93	TS93	End caps for full metal cover	22.00	—
FMC LEC	TS93	Full metal cover	50.00	213.00
FMC	TS93	Full metal cover w/end caps	57.00	227.00

**NOTES:** 7400 closers are not furnished to accept FC, FCSL, or FMC unless specified at time of order.

\*\* Architectural finish for STA FMC available in 630 FINISH ONLY.

**8000 Series Non-Hold Open Arms (A)**

Item	Applicable Series	Description	Painted Finish \$	Plated Finish \$
AF89P	8900	Arm, flat complete tri-pack NHO w/P89 bracket, 0" to 4" reveal	119.00	351.00
AF89J	8900	Arm, flat complete NHO TJ 4" to 8" reveal	114.00	260.00
AF89	8900	Arm, flat complete NHO Reg. or TJ 0" to 4" reveal	110.00	253.00
AF8MJ	8900, 8600	Arm, flat complete NHO, for use with MJ bracket	114.00	—
AMF89	8900	Arm, main non-hold open x flat adjusting tube	94.00	231.00
RRA	8900	REG, rigid regular mount arm (Flat)	190.00	—
AF86P	8600	Arm, flat complete tri-pack NHO w/P86 bracket, 0" to 4" reveal	113.00	344.00
AF86J	8600	Arm, flat complete NHO TJ 4" to 8" reveal	108.00	252.00
AF86	8600	Arm, flat complete NHO Reg. or TJ 0" to 4" reveal	101.00	247.00
SB04	8000	Shoe and bar, non-hold open flat, 0" to 4" reveal	44.00	152.00
SB48	8000	Shoe and bar, non-hold open flat, 4" to 8" reveal	44.00	152.00

**8000 and 7000 Series Non-Hold Open Arms (A)**

Item	Applicable Series	Description	Painted Finish \$	Plated Finish \$
ARP	8600, 7000	Arm, round complete tri-pack, NHO 8 mm rod w/ P86 bracket, 0" to 4" reveal	99.00	337.00
ARJ	8600, 7000	Arm, round complete, NHO 10 mm rod, top jamb 4" to 8" reveal	95.00	251.00
AR	8600, 7000	Arm, round complete, NHO 8 mm rod, regular or top jamb 0" to 4" reveal	89.00	237.00
AO8P	8600, 7000	PA, REG & TJ secured elbow for reveals to 4" (round)	99.00	—
AO8	8600, 7000	REG or TJ secured elbow for reveals to 4" (round)	89.00	—
STA ARP **	STA 8000/7400	Stainless steel arm, round complete tri-pack, NHO 8 mm rod w/ stainless steel P86 bracket, 0" to 4" reveal	311.00	401.00
STA AR **	STA 8000/7400	Stainless steel arm, round complete, NHO 8 mm rod, regular or top jamb 0" to 4" reveal	239.00	285.00
ARNPP	8600, 7000	Arm, round complete tri-pack, NHO narrow profile 8 mm rod w/ P86 bracket 0" to 4" reveal	99.00	—
ARNPJ	8600, 7000	Arm, round complete, NHO narrow profile 10 mm rod, top jamb 4" to 8" reveal	95.00	—
ARNP	8600, 7000	Arm, round complete, NHO narrow profile, 8 mm rod regular or top jamb 0" to 4"	89.00	—
SR04	8600, 7000	Shoe and 8 mm round rod for 0" to 4" reveal	41.00	147.00
SR48	8600, 7000	Shoe and 10 mm round rod for 4" to 8" reveal	43.00	152.00
STA SR04 **	STA 8000/7400	Stainless steel shoe and 8 mm rod for 0" to 4" reveal	67.00	84.00

\*\* Architectural finishes for STA ARP, STA AR, STA AMR04 and STA SRO4 only available in 630 finish.

**Door Saver and Door Saver Hold Open Arms/Accessories (8900/8600/7400/7300 Series) (A)**

Item	Applicable Series	Description	Painted Finish \$	Plated Finish \$
DS	8000, 7000	Arm, door saver cushion parallel mount complete	187.00	414.00
DST	8000, 7000	Arm, door saver cushion thumb turn hold open parallel mount complete	250.00	476.00
SDS	8000, 7000	Arm, door saver spring cushion parallel mount complete	341.00	563.00
SDST	8000, 7000	Arm, door saver spring cushion thumb turn hold open parallel mount complete	405.00	621.00
BUMPERDS	8000, 7000	Bumper cushion and screw for door saver arm	34.00	—
SSPRINGDS	8000, 7000	Spring door saver, spring stop assembly complete	89.00	189.00
CS	TS93	Cushion stop to help stop door in normal opening	49.00	—

**Super Parallel Arm and Super Parallel Hold Open Arms/Accessories (8900/8600/7400/7300 Series) (A)**

Item	Applicable Series	Description	Painted Finish \$	Plated Finish \$
SPA	8000, 7000	Arm, super parallel mount complete	146.00	370.00
SPAT	8000, 7000	Arm, super parallel mount thumb turn hold open complete	207.00	430.00

**Cushion and Spring Cushion Arms (8900/8600/7400/7300 Series) (A)**

Item	Applicable Series	Description	Painted Finish \$	Plated Finish \$
IS	8000, 7000	Arm, cushion complete w/bumper, reg mount	383.00	635.00
ISH	8000, 7000	Arm, hold open cushion complete w/ bumper, reg mount	470.00	—
SIS	8000, 7000	Arm, spring cushion complete w/ bumper, regular or top jamb mount for 0" to 3-1/2" reveal	504.00	775.00
SISH	8000, 7000	Arm, spring cushion hold open complete w/ bumper, reg or top jamb mount 0" to 3-1/2" reveal	579.00	—
ISJ	8000, 7000	Arm, cushion complete w/ bumper for TJ 3-1/2" to 6-1/2" reveal	420.00	659.00
ISJH	8000, 7000	Arm, cushion hold open complete w/ bumper for TJ 3-1/2" to 6-1/2" reveal	494.00	—
SISJ	8000, 7000	Arm, spring cushion complete w/ bumper, top jamb mount for 3-1/2" to 6-1/2" reveal	517.00	636.00
SISJH	8000, 7000	Arm, spring cushion hold open complete w/ bumper top jamb mount for 3-1/2" to 6-1/2" reveal	590.00	—

**Cushion and Spring Cushion Arms (8900/8600/7400/7300 Series) (A)**

Item	Applicable Series	Description	Painted Finish \$	Plated Finish \$
SISM03	8000, 7000	Arm, main, cushion/spring cushion, w/ connecting bar for 0 to 3-1/2" reveal	148.00	258.00
SISM36	8000, 7000	Arm, main, cushion/spring cushion top jamb, w/ connecting bar for 3-1/2" to 6-1/2" reveal	200.00	362.00
SISMH36	8000, 7000	Arm, main, cushion/spring cushion top jamb, hold open, w/ connecting bar for 3-1/2 to 6-1/2" reveal	366.00	—
ISST	8000, 7000	Assembly, cushion shoe and connecting arm tube (connects to frame or door, depending on mount)	154.00	238.00
SISST	8000, 7000	Assembly, spring cushion spring stop and connecting arm tube (connects to frame or door, depending on mount)	278.00	493.00
BUMPERIS	8000, 7000	Bumper cushion and attachment hardware for cushion/spring cushion arms	34.00	—

**Friction Hold Open Arms (8000/7000 Series) (A)**

Item	Applicable Series	Description	Painted Finish \$	Plated Finish \$
FHP	8000, 7000	Friction hold open arm complete tri-pack, 0" to 4" reveal	165.00	—
FHJ	8000, 7000	Friction hold open arm complete, for top jamb 4" to 8" reveal	159.00	—
FH	8000, 7000	Arm, friction hold open, complete, for regular or parallel arm	154.00	—
FHM04	8000, 7000	Arm, friction hold open main and adjusting tube, 0" to 4" reveal	94.00	—
FHM48	8000, 7000	Arm, friction hold open main and adjusting tube, 4" to 8" reveal	104.00	—
FHSB	8000, 7000	Shoe and bar, friction hold open	92.00	—

**Plunger Hold Open Arms (8900/8600 Series) (A)**

Item	Applicable Series	Description	Painted Finish \$	Plated Finish \$
PHP	8900, 8600	Arm, plunger hold open complete for parallel or top jamb mount 1-1/2" to 3-1/2" reveal	242.00	641.00
PH	8900, 8600	Arm, plunger hold open complete for regular or top jamb mount 0" to 1-1/2" reveal	236.00	526.00
PHM	8900, 8600	Arm, main and adjusting tube only, plunger hold open	153.00	500.00
PHSBP	8900, 8600	Shoe and bar, plunger hold open, parallel or top jamb 1-1/2" to 3-1/2" reveal	95.00	229.00
PHSB	8900, 8600	Shoe and bar, plunger hold open, regular or top jamb 0" to 1-1/2" reveal	77.00	218.00

**Track and Track Hold Open Arms/Accessories (TS93/8900/8600/7400/7300 Series) (A)**

Item	Applicable Series	Description	Painted Finish \$	Plated Finish \$
T93	TS93	Arm/slide channel complete (pull side)	240.00	529.00
T	8000, 7400, 7300	Arm/slide channel complete, door or frame mount (pull side) T/JT/FT	192.00	450.00
ST	TS93	Arm/slide channel complete, spring stop arm (pull side)	425.00	856.00
PT93	TS93	Arm/slide channel complete, soffit mount (push side)	272.00	517.00
PT	8000, 7400, 7300	Arm/slide channel complete, soffit mount (push side)	227.00	482.00
SPT	TS93	Arm/slide channel complete, spring stop arm (push side)	425.00	856.00
TDE	8000, 7400, 7300	Arm/slide channel complete, double egress frame mount (pull side)	273.00	—
T93H	TS93	Arm/slide channel complete, hold open (pull side)	272.00	561.00
TH	8000, 7400, 7300	Arm/slide channel complete, door or frame mount hold open (pull side) TH/JTH/FTH	227.00	482.00
STH	TS93	Arm/slide channel complete, spring stop arm hold open (pull side)	456.00	881.00
PT93H	TS93	Arm/slide channel complete, soffit mount hold open (push side)	272.00	561.00
PTH	8000, 7400, 7300	Arm/slide channel complete, soffit mount hold open (push side)	257.00	515.00
TDEH	8000, 7400, 7300	Arm/slide channel complete, double egress frame mount hold open (pull side)	305.00	—
TPKT90	8900	Arm/slide channel complete, all 90° to 119°	227.00	—
T93PKT90	TS93	Arm/slide channel complete, all 90° to 119° pocket	272.00	—
T93PKT170	TS93	Arm/slide channel complete, 120° to 170° pocket	272.00	—
T93PKT180	TS93	Arm/slide channel complete, 170° to 180° pocket (specify hand)	320.00	—
THKIT	8000, 7400, 7300	Replacement hold open assembly for track installations	84.00	—
THKIT93ONLY	TS93	Replacement hold open assembly for track installations	94.00	—

**Carry Bars and Extension Kits (AC)**

Item	Applicable Series	Description	Painted Finish \$	Plated Finish \$
MK397	GSR	Carry bar — up to 3-6" wide doors	57.00	113.00
MK398	GSR	Carry bar — 3-6" and wider doors	62.00	134.00
GSR EXT KIT	GSR	Cover and connecting rod extension kit — openings over 8' wide	239.00	N/A

**Touch Up Paint**

<b>Item</b>	<b>Applicable Series</b>	<b>Description</b>	<b>List \$</b>
PNT689	All	Aluminum aerosol spray paint	44.00
PNT690	All	Statuary bronze aerosol spray paint	44.00
PNT691	All	Dull bronze aerosol spray paint	44.00
PNT693	All	Black aerosol spray paint	44.00
PNT695	All	Dark duranodic bronze aerosol spray paint	44.00
PNT696	All	Gold aerosol spray paint	44.00
PNT689 CASE	All	Aluminum aerosol spray paint, case of 6	217.00
PNT690 CASE	All	Statuary bronze aerosol spray paint, case of 6	217.00
PNT691 CASE	All	Dull bronze aerosol spray paint, case of 6	217.00
PNT693 CASE	All	Black aerosol spray paint, case of 6	217.00
PNT695 CASE	All	Dark duranodic bronze aerosol spray paint, case of 6	217.00
PNT696 CASE	All	Gold aerosol spray paint, case of 6	217.00

**EMR/EMF Series****Fire/Life Safety (C, AC, F)**

<b>Item</b>	<b>Applicable Series</b>	<b>Description</b>	<b>List \$</b>
COV	8600	Slim plastic closer body cover	28.00
FC	8900/8600	Full plastic closer body cover	34.00
FMC	8900/8600	Full metal closer body cover (specify hand)	42.00
SN1	8900	(4) each 1/4-20 sex nuts for 1-3/4" door	10.00
SN3	TS93	(4) each 10-32 sex nuts for 1-3/4" door	10.00
SNB1	8600	(4) each 1/4-20 sex nuts and machine screws for 1-3/4" door	12.00
SD2	EMR	Replacement detector module	624.00
RFR	All	Radio frequency receiver for wireless release of hold open	405.00
HHRFT1	All	Hand held transmitter for wireless release of hold open	201.00
TRANSF	All	120 VAC to 24 VAC Transformer (External)	82.00
SCRPKEMRDET	EMR	EMR Standoff for SD-2 Detector Replacement (EMR)	8.00
TERMINALBLOCK	EMF	Screw-in replacement terminal block 4-pin/white	9.00

## 1800 Series

(A, F, AC)

Item	Description	List \$
SN1	(4) each 1/4-20 sex nuts for 1-3/4" door	8.00
SNB1	(4) each 1/4-20 sex nuts and machine screws for 1-3/4" door	10.40
EXPKIT	Exposed wiring bracket	45.00
SFKIT	Swing free kit	62.00
SOL1800	1800 replacement solenoid 24 VAC/DC	422.00
SD2	Replacement detector module	624.00
AR	Arm round complete 0"-4" reveal	89.00
ARJ	Arm round complete, NHO 10mm rod, top jamb 4" to 8" reveal	96.00
RFR	Radio frequency receiver for wireless release of hold open	405.00
HHRFT1	Hand held transmitter for wireless release of hold open	201.00
CAMDRIVE	Replacement Hold Open Cam/Cam Drive	29.00
TRANSF	120 VAC to 24 VAC Transformer	82.00
FMC1800	Replacement cover for 1800 Series (specify arm type and hand)	182.00
T-ARM1800	Track and arm assembly for 1800 Series	111.00



## EM Series

(B, F, P, AC)

Item	Description	689/695 Finish \$	696 Finish \$
ER1.5 **	1-1/2" extension rod	85.00	—
2 **	2" extension rod	98.00	—
ER7 **	6-3/8"–8" adjustable extension rod	110.00	—
ER12 **	8-3/8"–12" adjustable extension rod	119.00	—
CPSHORT	2" projection catch plate (door portion)	127.00	145.00
CPLONG	2-5/8" projection catch plate (door portion)	143.00	162.00
EMDPPK **	Door plate pack, (plate, bracket and fasteners)	49.00	—
EMSCRPK **	Universal fastener pack for all EM models	33.00	—
EMSURFPK **	Surface mount box and fastener pack for EM 509	111.00	—
EMFACEPLTPK **	Brackets and fastener pack for all EM face plates	32.00	—

\*\* Available in 689 finish only.

## BTS Series

### Floor Closers with Cement Cases, Less Spindle (CB)

Item	Description	List \$
BTS80 - Sz 4,6	Floor closer for non-labeled doors (previously Sz 2 and Sz 3, respectively)	1,447.00
BTS80 - Sz 3	Floor closer for non-fire rated, light opening force requirements (previously BFE)	1,447.00
BTS80 F - Sz 5	Floor closer for fire doors (specify hand)	—
BTS80 BOX	BTS 80 cement case only	1,479.00
BTS75V - NHO	Floor closer for non-labeled doors or fire doors	120.00
BTS75V BF - NHO	Floor closer for non-labeled doors	1,326.00
BTS75V - 90° HO	Floor closer for non-labeled doors	1,326.00
BTS75V - 105° HO	Floor closer for non-labeled non-fire rated doors	1,402.00
BTS75V BF - 90° HO	Floor closer for non-labeled doors	1,402.00
BTS75V BOX	BTS75V cement case only	1,402.00
BTS80 EMB - Sz 5	Floor closer w/ electro-hydraulic hold open (specify hand)	3,023.00

### Interchangeable Spindles (AC)

Item	Description	List \$
74003	5/16" clearance spindle	102.00
74005	1/2" clearance spindle	102.00
74007	5/8" clearance spindle	102.00
74010	3/4" clearance spindle	102.00
74012	13/16" clearance spindle	134.00
74015	7/8" clearance spindle	134.00
74020	1-1/8" clearance spindle	134.00
74025	1-5/16" clearance spindle	134.00
74030	1-1/2" clearance spindle	134.00
74035	1-11/16" clearance spindle	134.00
74040	1-7/8" clearance spindle	134.00
74045	2-1/16" clearance spindle	134.00
74050	2-5/16" clearance spindle	134.00

**Interchangeable Spindles (Center Hung, Single Acting Packages) (AC)\*\***

Item	Description	List \$
80003	5/16" clearance spindle	102.00
80005	1/2" clearance spindle	102.00
80010	3/4" clearance spindle	102.00
80015	7/8" clearance spindle	134.00
80020	1-1/8" clearance spindle	134.00
80025	1-5/16" clearance spindle	134.00
80030	1-1/2" clearance spindle	134.00

\*\* Specify Hand

**Floor Plates (AC)**

Item	Description	Plated Finish \$
7410	Floor plate for BTS 80, 80 F, 80 EMB closers	156.00
7510	Floor plate for BTS 75V closers	156.00

**Center Hung Bottom Arms (A)**

Item	Description	List \$
7421	Bottom arm for wood or steel doors	104.00
7422	Bottom arm for aluminum door	144.00

**Center Hung Top Pivots (A, AC)**

Item	Description	Painted Finish \$	Plated Finish \$
8062	Complete top pivot	178.00	178.00
8062 COV	Cover only	33.00	33.00
HD8062	Heavy-duty complete top pivot	537.00	537.00

**3/4" Offset Hung Top Pivots (A)**

Item	Description	Painted Finish \$	Plated Finish \$
75120	Full mortise standard top pivot	268.00	268.00
75122	Full mortise top pivot – 20 minute rated fire door	296.00	296.00
75133	Full mortise top pivot – 3 hour rated fire door	353.00	607.00
75140	Full mortise top pivot – 1-3/4" lead-lined doors	495.00	495.00
75140-2	Full mortise top pivot – 2" lead-lined doors	551.00	551.00
75140-2-1/4	Full mortise top pivot – 2-1/4" lead-lined doors	551.00	551.00
75140-2-1/2	Full mortise top pivot – 2-1/2" lead-lined doors	551.00	551.00
75140-3	Full mortise top pivot – 3" lead-lined doors	551.00	551.00
75142	Full mortise top pivot – 20 minute rated, 1-3/4" lead-lined doors	528.00	528.00
75142-2	Full mortise top pivot – 20 minute rated, 2" lead-lined doors	591.00	591.00
75142-2-1/4	Full mortise top pivot – 20 minute rated, 2-1/4" lead-lined doors	591.00	591.00
75142-2-1/2	Full mortise top pivot – 20 minute rated, 2-1/2" lead-lined doors	591.00	591.00
75142-3	Full mortise top pivot – 20 minute rated, 3" lead-lined doors	591.00	591.00
75143	Full mortise top pivot – 3 hour rated, 1-3/4" lead-lined doors	595.00	807.00
75143-2	Full mortise top pivot – 3 hour rated, 2" lead-lined doors	672.00	887.00
75143-2-1/4	Full mortise top pivot – 3 hour rated, 2-1/4" lead-lined doors	672.00	887.00
75143-2-1/2	Full mortise top pivot – 3 hour rated, 2-1/2" lead-lined doors	672.00	887.00
75143-3	Full mortise top pivot – 3 hour rated, 3" lead-lined doors	672.00	887.00

**3/4" Offset Hung Intermediate Pivots (A) \*\***

Item	Description	Painted Finish \$	Plated Finish \$
75220	Full mortise standard intermediate pivot	382.00	382.00
75222	Full mortise intermediate pivot – 20 minute rated fire door	410.00	410.00
75233	Full mortise intermediate pivot – 3 hour rated fire door	431.00	829.00
75240	Full mortise intermediate pivot – 1-3/4" lead-lined doors	574.00	574.00
75240-2	Full mortise intermediate pivot – 2" lead-lined doors	632.00	632.00
75240-2-1/4	Full mortise intermediate pivot – 2-1/4" lead-lined doors	632.00	632.00
75240-2-1/2	Full mortise intermediate pivot – 2-1/2" lead-lined doors	632.00	632.00
75240-3	Full mortise intermediate pivot – 3" lead-lined doors	632.00	632.00
75242	Full mortise intermediate pivot – 20 minute rated, 1-3/4" lead-lined doors	607.00	607.00
75242-2	Full mortise intermediate pivot – 20 minute rated, 2" lead-lined doors	670.00	670.00
75242-2-1/4	Full mortise intermediate pivot – 20 minute rated, 2-1/4" lead-lined doors	670.00	670.00
75242-2-1/2	Full mortise intermediate pivot – 20 minute rated, 2-1/2" lead-lined doors	670.00	670.00
75242-3	Full mortise intermediate pivot – 20 minute rated, 3" lead-lined doors	670.00	670.00
75243	Full mortise intermediate pivot – 3 hour rated, 1-3/4" lead-lined doors	622.00	1,205.00
75243-2	Full mortise intermediate pivot – 3 hour rated, 2" lead-lined doors	704.00	1,283.00
75243-2-1/4	Full mortise intermediate pivot – 3 hour rated, 2-1/4" lead-lined doors	704.00	1,283.00
75243-2-1/2	Full mortise intermediate pivot – 3 hour rated, 2-1/2" lead-lined doors	704.00	1,283.00
75243-3	Full mortise intermediate pivot – 3 hour rated, 3" lead-lined doors	704.00	1,283.00

\*\* All intermediate pivots are handed.

**3/4" Offset Hung Bottom Arms (A, AC) ▲**

Item	Description	Painted Finish \$	Plated Finish \$
75323	Standard and heavy-duty bottom arm w/cover cap	145.00	145.00
CAP .75	Cover cap only for 75323 (specify hand)	51.00	51.00
75343	Standard and heavy-duty bottom arm, 1-3/4" lead-lined doors	463.00	463.00
75343-2	Standard and heavy-duty bottom arm, 2" lead-lined doors	518.00	518.00
75343-2-1/4	Standard and heavy-duty bottom arm, 2-1/4" lead-lined doors	518.00	518.00
75343-2-1/2	Standard and heavy-duty bottom arm, 2-1/2" lead-lined doors	518.00	518.00
75343-3	Standard and heavy-duty bottom arm, 3" lead-lined doors	518.00	518.00

▲ All bottom arms are handed.

**1-1/2" Offset Hung Top Pivots (A)**

Item	Description	Painted Finish \$	Plated Finish \$
15120	Full mortise standard top pivot	415.00	415.00
15122	Full mortise top pivot – 20 minute rated fire door	463.00	463.00
15133	Full mortise top pivot – 3 hour rated fire door	502.00	910.00

**1-1/2" Offset Hung Intermediate Pivots (A) \*\***

Item	Description	Painted Finish \$	Plated Finish \$
15220	Full mortise standard intermediate pivot	574.00	574.00
15222	Full mortise intermediate pivot – 20 minute rated fire door	622.00	622.00
15233	Full mortise intermediate pivot – 3 hour rated fire door	638.00	1,118.00

\*\* All intermediate pivots are handed.

**1-1/2" Offset Hung Bottom Arms (A, AC) ▲**

Item	Description	Painted Finish \$	Plated Finish \$
15323	Standard and heavy-duty bottom arm w/cover cap (specify hand)	363.00	363.00
CAP 1.5	Cover cap only for 15323 (specify hand)	52.00	52.00

▲ All bottom arms are handed.

**Electrified Pivots (A)**

Item	Description	Painted Finish \$	Plated Finish \$
75200	Thru-wire 3/4" offset intermediate pivot – 8 wire**	711.00	711.00
E80622	Thru-wire center hung top pivot – 2 wire	778.00	778.00
E80624	Thru-wire center hung top pivot – 4 wire	778.00	778.00

\*\* All intermediate pivots are handed.

**Pocket Pivots (A)**

Item	Description	Painted Finish \$	Plated Finish \$
75520	Standard pocket pivot	578.00	695.00
75523	3 hour rated pocket pivot	609.00	734.00

**Miscellaneous (A, AC)**

Item	Description	Painted Finish \$	Plated Finish \$
7451N	Slide arm assembly for independently hung doors	283.00	562.00
7451N-A (Arm plated only)	Slide arm assembly for independently hung doors	283.00	427.00
TP80	▲ Terrazo pan for BTS 80, 80 F, 80 EMB – 3/4" offset (Handed)	701.00	–
TP80 CH	▲ Terrazo pan for BTS 80, 80 F, 80 EMB – Center hung or 1-1/2" offset	636.00	–
TP75	▲ Terrazo pan for BTS 75V – 3/4" offset (Handed)	667.00	–
TP75 CH	▲ Terrazo pan for BTS 75V – Center hung or 1-1/2" offset	605.00	–
SC2	Sealing compound	99.00	–

▲ Terrazo pans are available stainless steel only.

## ITS Series

(CB, AC)

Item	Description	List \$
ITS9613	Closer body only, size 1-3	707.00
ITS9625	Closer body only, size 2-5	707.00
THKIT	ITS hold open kit	84.00
BRKT ITS WOOD	Wood frame mounting kit	42.00
BRKT ITS METAL	Steel frame mounting kit	42.00

## RTS Series






### Overhead Concealed Closers with Mounting Brackets (CB)

Item	Description	Painted Finish \$	Plated Finish \$
RTS88 105° NHO -Sz 3, 4, BFI, BFE	Closer with 105° bumper without hold open	545.00	—
RTS88 105° HO -Sz 3 4, BFI or BFE	Closer with 105° bumper with 105° hold open	545.00	—
RTS88 90° NHO -Sz 2, 3 or 4	Closer with 90° bumper without hold open	545.00	—
RTS88 90° HO - Sz 2, 3 or 4	Closer with 90° bumper and 90° hold open	545.00	—

#### NOTES:

- RTS88 closer bodies are painted 689 only.
- RTS88 products are available with a N/C 5 mm extended spindle for optimal spindle bite.

### Side Load Components (A, AC)

Item	Description	Painted Finish \$	Plated Finish \$
8831 	Closer arm, 1/2" top rail	146.00	—
8832 	Closer arm, wood door	246.00	—
8570 	Floor pivot, 1-15/16" rail	120.00	—
8572 	Threshold pivot, 1-9/16" rail	98.00	—
7421 	Bottom arm for wood or steel doors	104.00	—
7471K	Center or offset hung standard duty floor bearing	144.00	144.00
7471K COV	Cover plate only for 7471K	56.00	56.00

 Components available in zinc plated finish only.

### End Load Components (A)

Item	Description	List \$
8835	Closer arm, 1" top rail	148.00
8836	Closer arm, 7/8" top rail	148.00
8836S	Closer arm, 7/8" top rail glass door shoe	253.00
8837	Closer arm, 5/8" top rail	148.00
8838	Closer arm, 3/4" top rail	148.00
8852	Floor pivot, 7/8" bottom rail	102.00
8853	Floor pivot, 1-9/16" bottom rail	102.00
8855	Threshold pivot, 7/8" bottom rail	102.00
8856	Threshold pivot, 1-3/8" bottom rail	102.00
8857	Threshold pivot, 1-9/16" bottom rail	102.00



**Offset Hung Components (A, AC)**

Item	Description	List \$
8812	Slide arm and channel, 3/4" rail	219.00
8812 Block	Replacement slide shoe	23.00
8511	Slide arm cover/applied stop (specify hand)	358.00

**Offset Hung Components (AC)**

Item	Description	Painted Finish \$	Plated Finish \$
8561	Wood frame cover plate	92.00	207.00
8563	Aluminum frame cover plate	92.00	—
8575	Steel frame cover plate	92.00	207.00

**Miscellaneous Components (B, AC)**

Item	Description	List \$
8521E	Add-on 1-5/16" spindle extension	79.00
8532	Steel header closer mounting channel	79.00
8820J	Conversion bracket kit for Jackson replacement	26.00

## LM Series

### Center Hung Bottom Arms (A)

Item	Description	List \$
7421	Bottom arm for wood or steel doors	104.00
7422	Bottom arm for aluminum door	148.00

### Center Hung Top Pivots (A, AC)

Item	Description	Painted Finish \$	Plated Finish \$
8062	Complete top pivot	178.00	178.00
8062.5	Frame portion only, special 1/2" diameter pin	145.00	145.00
8062.6	Frame portion only, standard pin	128.00	128.00
HD8062	Heavy-duty complete top pivot	580.00	580.00
8062 EXT PIN	Extended pin only	65.00	—
8062 LOWER	Door portion only	45.00	—
8062 COV	Cover only	33.00	33.00

### 3/4" Offset Hung Top Pivots (A)

Item	Description	Painted Finish \$	Plated Finish \$
75120	Full mortise standard top pivot	268.00	268.00
75120/102	Full mortise standard top pivot, for pull side reveal condition (specify hand)	431.00	431.00
75122	Full mortise top pivot — 20 minute rated fire door	296.00	296.00
75133	Full mortise top pivot — 3 hour rated fire door	353.00	607.00
75140	Full mortise top pivot — 1-3/4" lead-lined doors	495.00	495.00
75140-2	Full mortise top pivot — 2" lead-lined doors	551.00	551.00
75140-2-1/4	Full mortise top pivot — 2-1/4" lead-lined doors	551.00	551.00
75140-2-1/2	Full mortise top pivot — 2-1/2" lead-lined doors	551.00	551.00
75140-3	Full mortise top pivot — 3" lead-lined doors	551.00	551.00
75142	Full mortise top pivot — 20 minute rated, 1-3/4" lead-lined doors	528.00	528.00
75142-2	Full mortise top pivot — 20 minute rated, 2" lead-lined doors	591.00	591.00
75142-2-1/4	Full mortise top pivot — 20 minute rated, 2-1/4" lead-lined doors	591.00	591.00
75142-2-1/2	Full mortise top pivot — 20 minute rated, 2-1/2" lead-lined doors	591.00	591.00
75142-3	Full mortise top pivot — 20 minute rated, 3" lead-lined doors	591.00	591.00
75143	Full mortise top pivot — 3 hour rated, 1-3/4" lead-lined doors	595.00	807.00
75143-2	Full mortise top pivot — 3 hour rated, 2" lead-lined doors	672.00	887.00
75143-2-1/4	Full mortise top pivot — 3 hour rated, 2-1/4" lead-lined doors	672.00	887.00
75143-2-1/2	Full mortise top pivot — 3 hour rated, 2-1/2" lead-lined doors	672.00	887.00
75143-3	Full mortise top pivot — 3 hour rated, 3" lead-lined doors	672.00	887.00

**3/4" Offset Hung Intermediate Pivots \*\***

<b>Item</b>	<b>Description</b>	<b>Painted Finish \$</b>	<b>Plated Finish \$</b>
75220	Full mortise standard intermediate pivot	383.00	383.00
75222	Full mortise intermediate pivot – 20 minute rated fire door	410.00	410.00
75233	Full mortise intermediate pivot – 3 hour rated fire door	431.00	829.00
75240	Full mortise intermediate pivot – 1-3/4" lead-lined doors	574.00	574.00
75240-2	Full mortise intermediate pivot – 2" lead-lined doors	632.00	632.00
75240-2-1/4	Full mortise intermediate pivot – 2-1/4" lead-lined doors	632.00	632.00
75240-2-1/2	Full mortise intermediate pivot – 2-1/2" lead-lined doors	632.00	632.00
75240-3	Full mortise intermediate pivot – 3" lead-lined doors	632.00	632.00
75242	Full mortise intermediate pivot – 20 minute rated 1-3/4" lead-lined doors	607.00	607.00
75242-2	Full mortise intermediate pivot – 20 minute rated 2" lead-lined doors	670.00	670.00
75242-2-1/4	Full mortise intermediate pivot – 20 minute rated 2-1/4" lead-lined doors	670.00	670.00
75242-2-1/2	Full mortise intermediate pivot – 20 minute rated 2-1/2" lead-lined doors	670.00	670.00
75242-3	Full mortise intermediate pivot – 20 minute rated 3" lead-lined doors	670.00	670.00
75243	Full mortise intermediate pivot – 3 hour rated 1-3/4" lead-lined doors	668.00	1,291.00
75243-2	Full mortise intermediate pivot – 3 hour rated 2" lead-lined doors	704.00	1,283.00
75243-2-1/4	Full mortise intermediate pivot – 3 hour rated 2-1/4" lead-lined doors	704.00	1,283.00
75243-2-1/2	Full mortise intermediate pivot – 3 hour rated 2-1/2" lead-lined doors	704.00	1,283.00
75243-3	Full mortise intermediate pivot – 3 hour rated 3" lead-lined doors	704.00	1,283.00

\*\* All intermediate pivots are handed.

**3/4" Offset Hung Bottom Arms (A, AC)**

Item	Description	Painted Finish \$	Plated Finish \$
75320	Side jamb bottom pivot (specify hand)	493.00	493.00
75323	Standard and heavy-duty bottom arm w/ cover cap (specify hand)	145.00	145.00
CAP .75	Cover cap only for 75323 (specify hand)	51.00	51.00
75343	Standard and heavy-duty bottom arm – 1-3/4" lead-lined doors (specify hand)	463.00	463.00
75343-2	Standard and heavy-duty bottom arm – 2" lead-lined doors (specify hand)	518.00	518.00
75343-2-1/4	Standard and heavy-duty bottom arm – 2-1/4" lead-lined doors (specify hand)	518.00	518.00
75343-2-1/2	Standard and heavy-duty bottom arm – 2-1/2" lead-lined doors (specify hand)	518.00	518.00
75343-3	Standard and heavy-duty bottom arm – 3" lead-lined doors (specify hand)	518.00	518.00

**1-1/2" Offset Hung Top Pivots (A)**

Item	Description	Painted Finish \$	Plated Finish \$
15120	Full mortise standard top pivot	415.00	415.00
15122	Full mortise top pivot – 20 minute rated fire door	463.00	463.00
15133	Full mortise top pivot – 3 hour rated fire door	502.00	910.00

**1-1/2" Offset Hung Intermediate Pivots (A)\*\***

Item	Description	Painted Finish \$	Plated Finish \$
15220	Full mortise standard intermediate pivot	574.00	574.00
15222	Full mortise intermediate pivot – 20 minute rated fire door	622.00	622.00
15233	Full mortise intermediate pivot – 3 hour rated fire door	638.00	1,118.00

\*\* All intermediate pivots are handed.

**1-1/2" Offset Hung Bottom Arms (A, AC)**

Item	Description	Painted Finish \$	Plated Finish \$
15323	Standard and heavy-duty bottom arm w/ cover cap (specify hand)	363.00	363.00
CAP 1.5	Cover cap only for 15323 (specify hand)	52.00	52.00

**Floor Bearings (AC)**

Item	Description	Painted Finish \$	Plated Finish \$
7471K	Center or offset hung standard duty floor bearing	144.00	144.00
7171K EXT	Center or offset hung standard duty floor bearing with extended spindle. Available in 5 mm increments. Specify 5 mm to 50 mm in height.	195.00	195.00
7471K COV	Cover plate only for 7471K	53.00	53.00
7471HD/74005	Center or offset hung heavy duty floor bearing (includes 74005)	—	739.00

**Electrified Pivots (A)**

Item	Description	Painted Finish \$	Plated Finish \$
75200	Thru-wire 3/4" offset intermediate pivot — 8 wire	711.00	711.00
E80622	Thru-wire center hung top pivot — 2 wire	778.00	778.00
E80624	Thru-wire center hung top pivot — 4 wire	778.00	778.00

**Pocket Pivots (A)**

Item	Description	Painted Finish \$	Plated Finish \$
75520	Standard pocket pivot	578.00	695.00
75523	3 hour rated pocket pivot	609.00	734.00

**Interchangeable Spindles (for use with 7471HD) (AC)**

Item	Description	List \$
74003	9/16" clearance spindle (when used w/ 7471HD)	102.00
74005	3/4" clearance spindle (when used w/ 7471HD, standard)	102.00
74007	7/8" clearance spindle (when used w/ 7471HD)	102.00
74010	1" clearance spindle (when used w/ 7471HD)	102.00
74012	1-1/16" clearance spindle (when used w/ 7471HD)	134.00
74015	1-1/8" clearance spindle (when used w/ 7471HD)	134.00
74020	1-3/8" clearance spindle (when used w/ 7471HD)	134.00
74025	1-9/16" clearance spindle (when used w/ 7471HD)	134.00
74030	1-3/4" clearance spindle (when used w/ 7471HD)	134.00

## 900/700 Series

(B)

Item	Description	Painted Finish \$	Plated Finish \$
7090	Pull side mounting bracket (900/700)	68.00	148.00
900RTSCH	Push side mounting bracket for use with RTS center hung closer. Provides mount for surface applied stop mount plate to prevent screws from damaging RTS closer body.	68.00	148.00
902RTSOFF	Push side mounting bracket for 902 stop/holder, used with offset pivots when RTS closer is installed in the header.	68.00	148.00
903RTSOFF	Push side mounting bracket for 903 stop/holder, used with offset pivots and an RTS closer installed in the header.	68.00	148.00





Door  
Hardware



Electronic  
Access & Data



Mechanical  
Key Systems



Lodging  
Systems



Entrance  
Systems



Safe  
Locks



Service

## Our Sustainability Commitment

We are committed to fostering a sustainable development along our entire value chain in line with our economic, environmental and social responsibilities toward current and future generations.

PL33 01-24

dormakaba Canada  
7301 Decarie Blvd  
Montreal, QC H4P 2G7

T: 1 888 539 7226

**dormakaba.us**



dormakaba.