

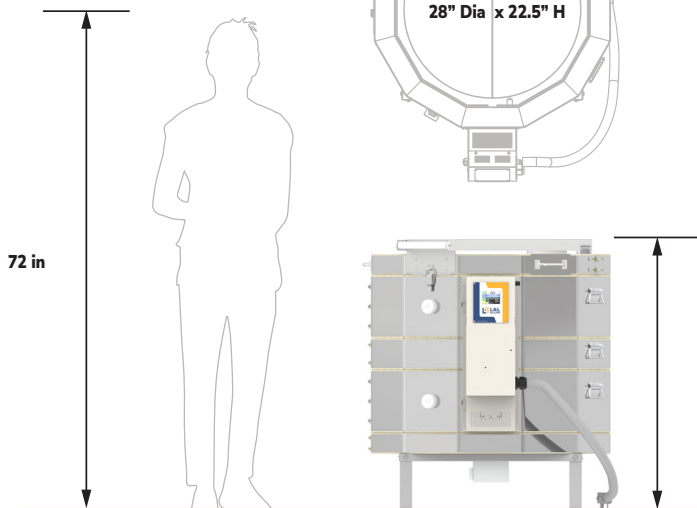
# e28M-3

Temperature Rating: Cone 10 (Cone 8 on 208V/1Ph)

Volume: 8.5 Cubic Feet

Brick Thickness: 3" Brick

Inside: 28" Diam x 22.5" High



*This is the classic L&L pottery kiln used by most of our customers. They include all the signature L&L features.*

## GENERAL DIMENSIONS



Scan OR Visit:  
hotkilns.com  
/e28M-3-GD



- **Genesis Touch Screen Control** • with Kiln Aid app
- **Dynamic Zone Control** • for even firing
- **Hard Ceramic Element Channels** • protect your elements and kiln
- **Type K Thermocouples (2)** • with protection tubes
- **Top Loading**
- **Solid, Straight-View Peephole Plugs**
- **Full-Support Stand** • rolling option available
- **Easy-Access Control Panel** • with Easy-View tilted display
- **Three-Year Limited Warranty**
- **c-MET-us listed to UL499 Standards**
- **See hotkilns.com/e28m-3 for all features and options**

**TRUST YOUR KILN**  
**hotkilns.com**

Manufactured in Swedesboro, NJ  
800-750-8350 • sales@hotkilns.com

Bulletin No: BL-e28M-3 REV: 0

Page 1



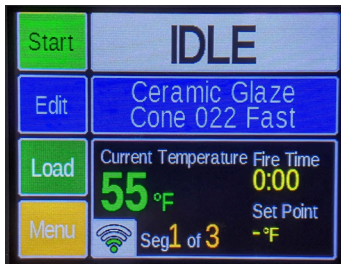
## Electrical Specifications for e28M-3 SERIES

USA

Model Numbers	Part Number	Voltage/Phase	Cone Limit	Watts	Amps	Wire Size	Fuse Size	Power Connection
e28M-240 / e28M-3-240	K-E-23MX/31	240/1P	10	11,520	48.0	6 ga	60 Amps	6-50 Cordset
e28M-240-3P / e28M-3-240-3P	K-E-23MX/32	240/3P	10	13,850	40.0	6 ga	50 Amps	15-50 Cordset
e28M-208 / e28M-3-208	K-E-23MX/21	208/1P	8	9,985	48.0	6 ga	60 Amps	6-50 Cordset
e28M-208-3P / e28M-3-208-3P	K-E-23MX/22	208/3P	10	13,850	46.1	6 ga	60 Amps	15-50 Cordset

WORLD

e28M-220 / e28M-3-220	K-E-28MX/41	220/1P	8	10,560	48.0	6 ga	60 Amps	Direct Wire
e28M-380-3P / e28M-3-380-3PY	K-E-28MX/52	380/3PY	10	13,850	25.2	8 ga	40 Amps	Direct Wire



**Control:** Full digital touchscreen Genesis control with easy-to-use interface, WiFi enabled app, and simple programs for firing ceramics.

**MET UL499 Listing:** All models are c-MET-us listed to UL499 standard.

**Power connection:** A six foot cord with a 50 amp NEMA 6-50 for single phase units or a 15-50 plug for 3 phase units is included. (No neutral is necessary). World voltage kilns do not include a cord - they are direct wired. All kilns may be direct wired.

**Wiring Diagrams:** See the **Electrical Tab** for each kiln model to get the wiring diagram for each voltage.

**Elements:** All elements are of equal resistance value. M models have five elements. Quad elements are the same resistance and quantity but longer and thicker.

**Other voltages** for any country in the world are available. Examples are 200V/3 Phase Delta, 220V/3 Phase Delta, 415V/3 Phase Wye and 400V/3 Phase Wye. CE Listing available in some countries. See 380 Volt diagrams for electrical specifications for 400V/3 Phase Wye and 415V/3 Phase Wye.

**Moving and installation:** The kiln comes assembled but can be quickly disassembled and reassembled to move through any door or up stairs. It comes packed in a skidded carton with secure foam-in-place packaging.

**Shipping Dimensions:** See website for shipping dimensions with various combinations of options.



### FURNITURE KIT FOR e28S-3

**Part Number:** H-E-K28S/00

**Includes:** Six 25.5" (64.8 cm) half shelves, one post kit with six each 1/2", 1", 2", 4", 6", and 8" square posts, and one pair heat resistant gloves.

**TRUST YOUR KILN**  
**hotkilns.com**

Manufactured in Swedesboro, NJ  
800-750-8350 • sales@hotkilns.com

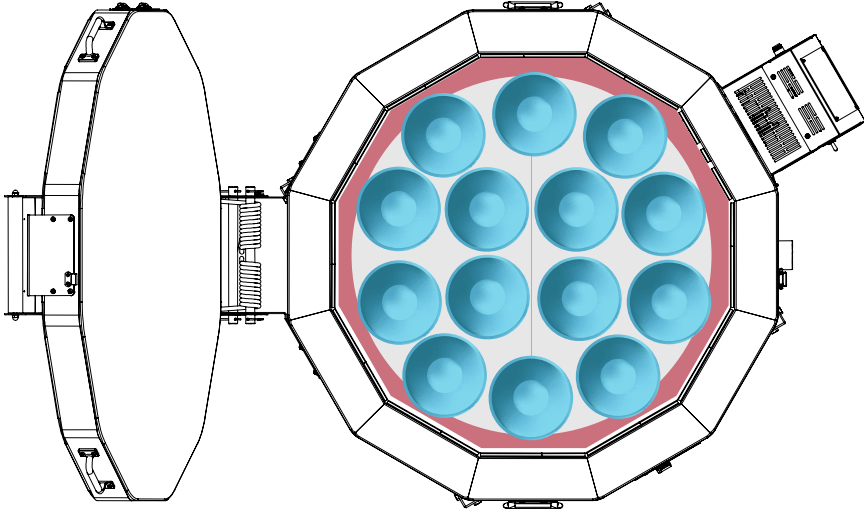
Bulletin No: BL-e28M-3 REV: 0

Page 2

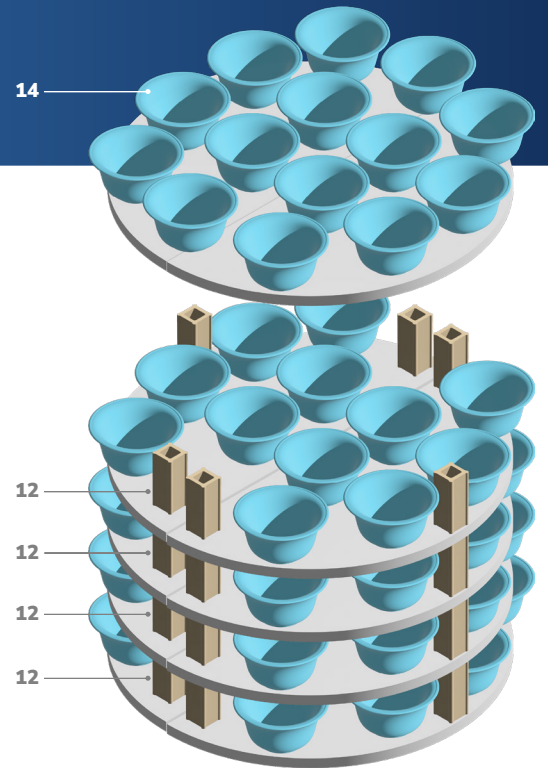


# EASY-FIRE e28M-3

## Kiln Capacity



14



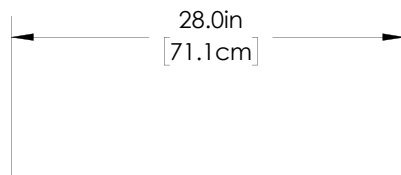
12

12


12

12

**EASY-FIRE e28M-3**  
TOP VIEW



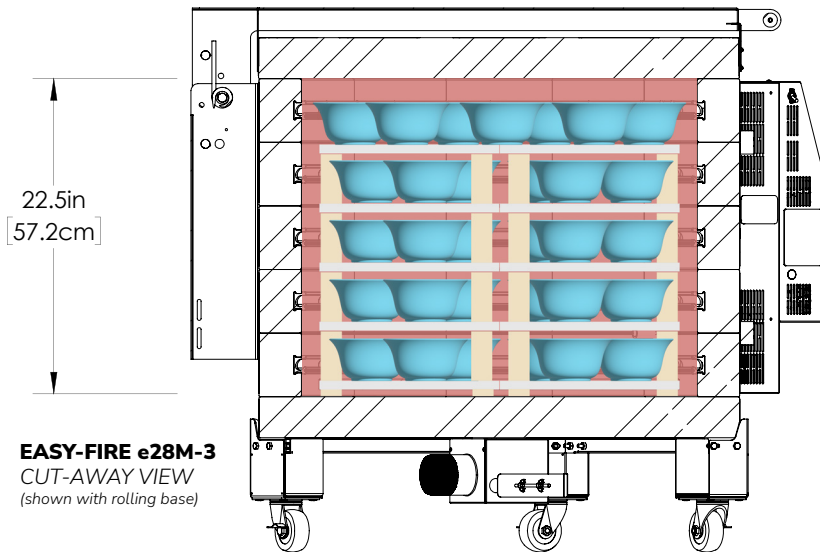
3"



6"

**EASY-FIRE e28M-3**  
22.5" H x 28" W  
8.5 CU FT

Approx: 62 Bowls



**EASY-FIRE e28M-3**  
CUT-AWAY VIEW  
(shown with rolling base)

- KILN INTERIOR**
- 6" x 3" Bowl**
- KILN POST**
- 25.5" x .75" HALF ROUND SHELF**

**TRUST YOUR KILN**  
**hotkilns.com**

Manufactured in Swedesboro, NJ  
800-750-8350 • sales@hotkilns.com

Bulletin No: BL-e28M-3 REV: 0

Page 3

