



CAP OVERVIEW

MONTANA
CANS

LEVEL CAPS



LEVEL 1 - ULTRA SKINNY CAP
AVERAGE PAINT WIDTH 0,4 – 1,5 CM. FINEST SKINNY CAP



LEVEL 2 - FINE SKINNY CAP
AVERAGE PAINT WIDTH 0,6 – 2,5 CM
GREAT FOR FINE WORK AND FINE FADING



LEVEL 3 - SKINNY CAP
AVERAGE PAINT WIDTH 1 – 4 CM
GOOD SOLID SKINNY FOR ALL LINES



LEVEL 4 - SOFT FAT CAP
AVERAGE PAINT WIDTH 3 – 10 CM.
GOOD FADING CAP FOR ALL PRODUCTS



LEVEL 5 - WIDE FAT CAP
AVERAGE PAINT WIDTH 4 – 15 CM.
EXCELLENT FOR FILL-INS, FADINGS, BIG OUTLINES




LEVEL 6 - ULTRA FAT CAP
AVERAGE PAINT WIDTH 5 – 25 CM
WIDEST FAT CAP!


SKINNY CAPS




MACLAIM CAP
AVERAGE PAINT WIDTH 1 – 1,2 CM
GREAT FOR FINE FADINGS AND CUT-OFFS



MONTANA OUTLINE CAP
AVERAGE PAINT WIDTH 1 – 4 CM. THE SPRAY WIDTH
CHANGES WITH THE USED DISTANCE TO THE OBJECT



O CAP (STANDARD)
AVERAGE PAINT WIDTH OF CA. 1,2 CM. DUE TO ITS HARD
AND SCRUFFY OUTCOME THE LINES GETTING A NICE "OLD
SCHOOL"-LOOK



SKINNY CAP BLACK I BLACK
AVERAGE PAINT WIDTH 1 – 1,5 CM
EXCELLENT FOR METALLICS



SKINNY CAP BEIGE
AVERAGE PAINT WIDTH 0,9 – 1,2 CM. GOOD FOR FINE
WORKS, BUT STRONGER IN THE USAGE. MINIMALLY GRUBBY




AEROSOL ART
AVERAGE SPRAY WIDTH OF CA. 1CM (0.5").
THE AEROSOL ART CAP IS A SKINNY CAP


SOFT & FAT CAPS




SOFT CAP GREY/BLUE
AVERAGE PAINT WIDTH 4,5 CM.
EXCELLENT FOR FADING WITH BOMBING CANS,
ALMOST A FAT CAP.



FAT CAP PINK
AVERAGE PAINT WIDTH 12 CM. EXCELLENT FOR FILL-INS,
FADINGS, BIG OUTLINES. ON CHROME PAINTS SIMILAR TO
LEVEL 5 CAP



FAT CAP GOLD/BLACK
AVERAGE SPRAY WIDTH FROM 20 CM



FAT CAP ORANGE
AVERAGE PAINT WIDTH 8 CM.
NICE, CLEAN FATCAP. NOT THE WIDEST THOUGH




FAT CAP SILVER
AVERAGE PAINT WIDTH 8 – 11 CM
GOOD FADING CAP FOR ALL PRODUCTS



NYC FAT CAP
AVERAGE PAINT WIDTH 4 – 6 CM
GREAT, SLIGHTLY WIDE OUTLINE CAP

EFFECT CAPS




CALLIGRAPHY CAP
AVERAGE PAINT WIDTH 1,5 – 8 CM. EFFECT CAP WITH
CALLIGRAPHY DESIGN FOR CHROME. GREAT FOR FILLING IN,
BUT NOT CLEAN



ULTRA LINER CAP (FOR 750ML ULTRA-WIDE)
AVERAGE PAINT WIDTH 5 – 10CM. POTENTIAL SPRAY HEIGHT
OF 3-4M ONLY COMPATIBLE WITH THE 750ML ULTRA WIDE.



FLAT JET CAP WIDE
AVERAGE PAINT WIDTH 10,2 – 14 CM. VERTICLE OR
HORIZONTAL OUTPUT SIMILAR TO THE CALLIGRAPHY CAP



NEEDLE CAP
AVERAGE PAINT WIDTH 0,4 – 1,2 CM. EFFECT CAP FOR TEST
RUNS. SIMILAR TO STANDARD CAP. GOOD FOR HIGHLIGHTS.



FLAT JET CAP MEDIUM
AVERAGE PAINT WIDTH 6,1 – 8,1 CM. VERTICLE OR
HORIZONTAL OUTPUT SIMILAR TO THE CALLIGRAPHY CAP

NOTE: AVERAGE SPRAY WIDTHS NOTED ARE BASED ON OPTIMAL USAGE TECHNIQUE FOR EACH INDIVIDUAL CAP. SPRAY WIDTHS MAY VARY DEPENDING ON THE TECHNIQUE.

WWW.MONTANA-CANS.COM