

Get set to paint!

A GALAXY CACTUS



With
hey Christina mac.

SUPPLIES

Light Blue



Pale Geranium Lake



Prussian Blue



Yellow Stil De Grain



• Strathmore™
Mixed Media Paper
400 Series



• Daler-Rowney
FW Acrylic Ink - Black

Velvetouch™ Round, #1 + #6



1


STEP



- *Make the general shape of a cactus. I used the Yellow Stil De Grain to make the shape*
- *Start by taking the Light Blue to a few areas of the cactus*
- *Under the Light Blue color shade some Pale Geranium Lake directly under, overlapping a little*

2


STEP



- *Take your Prussian Blue and fill in the additional space*
- *Blend out the colored pencil with your #6 Velvetouch™ brush and water*

3


STEP



- *Outline the cactus in black ink with your #1 Velvetouch™ brush*
- *Paint the lines on the inside of the cactus the same way*

4

STEP



Paint the prickly part of the cactus. I use a more dramatic technique to bring it all together. If you have some white paint or a white gel pen you can add some dots to represent the stars!