


# CONVERTIBLE STUDIO EASEL

**BLICK** art materials

assembly instructions  
For model 51753-1010

## hardware

No tools required



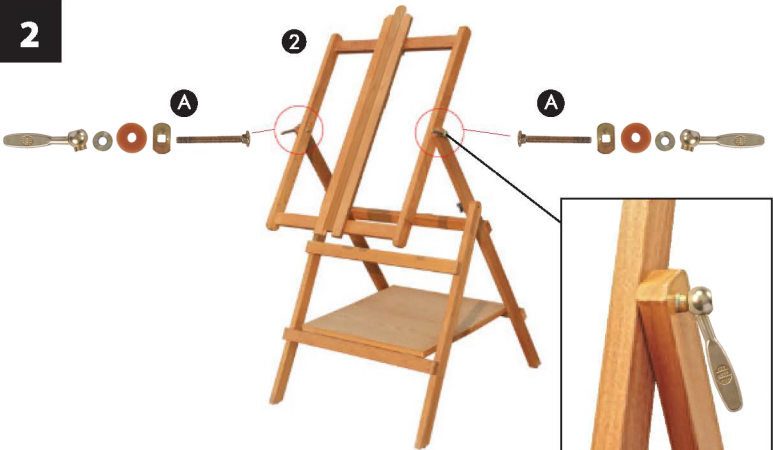
1




Unfold so legs are fully extended. (If necessary, first loosen the knobs at the joint where the legs meet.)



2



3



4



5

