





















SOLVENT-BASED COLORS WITH HAMMERED EFFECTS THAT APPEAR INSTANTLY UPON APPLICATION. TO BE APPLIED IN THIN OR THICK LAYERS ON HORIZONTAL SURFACES.

Fantasy Moon Color Chart

PEARLESCENT COLORS THAT RENDER A HAMMERED OR MARBLED EFFECT IMMEDIATELY UPON APPLICATION.

	15 Sand	***/I		22 Lilac	***/I		34 Chocolate	***/I
	16 Apricot	**/II		38 Metal blue	***/I		20 Pearl	***/I
	19 Salmon	**/II		36 Turquoise	***/I		11 Veil of smoke	***/I
	12 Carmine	***/I		18 Emerald	***/I		26 Ebony	***/I
	23 Rosewood	***/I		17 Mystic green	***/I		35 Silver	***/I
	21 Antique pink	***/I		33 Vermeil	***/I		32 Gold	***/I

Light fastness
 ***/I : Excellent
 **/II : Very good
 */III : Fair/non-permanent