



## Diamond Tapestry Throw

### FINISHED MEASUREMENTS

**Width:** 39¼"

**Length:** 42½"

### MATERIALS

**Premier® Yarns Serenity® Chunky** (100% Acrylic; 3.5 oz/100g, 109 yds/100m)

- MC: 700-63 Blue Bird – 7 balls

**Premier® Yarns Canyon Colors™** (100% Acrylic; 3.5oz/100g, 109yds/100m)

- CC: 2098-07 Summer Breeze – 7 balls

**Hook:** US Size K-10½ (6.5 mm) *or size needed to obtain gauge*

**Notions:** Tapestry needle

### GAUGE

10 sc x 12 rnds = 4" with a single strand

10 sc x 10 rows = 4" in tapestry crochet

**Save time, check your gauge.**

### Skills/techniques used in this pattern:

- Chain and single crochet stitches.
- Tapestry crochet.
- Changing colors.
- Working flat and in the round.

### PATTERN NOTES

Throw is worked flat in rows. The Border is worked in rounds. Colors are changed using the tapestry method. Hold both colors together throughout each row. Crochet over the color not being used. When switching from one color to another, work the last pull through with the new color.

### THROW

With MC, ch 89.

**Row 1:** Sc in 2<sup>nd</sup> ch from hook and each ch across, turn – 88 sc.

Join CC and work Rows 1-16 of chart, 6 times. Ch 1 at beg of each row and turn at end of each row. Change colors using the tapestry method.

**Last Row:** Break CC, continue with MC, sc across to last st, 3 sc in last st. Do not turn or fasten off.

### FINISHING

#### Border

**Rnd 1:** Now working along row ends, sc in each row end along side edge, 3 sc in lower corner, sc in each sc along opposite side of foundation ch, 3 sc in next lower corner, sc in each row end along next side edge, 3 sc in last corner, join with a sl st to beg sc.

**Rnd 2:** Ch 1, sc in each sc around, working 3 sc in each corner, join with a sl st to beg sc.

**Rnds 3-6:** Rep Rnd 2.

Fasten off, weave in ends.

### Abbreviations




<b>beg</b>	begin(ning)
<b>ch</b>	chain
<b>CC</b>	contrast color
<b>MC</b>	main color
<b>rem</b>	remain(ing)
<b>rep</b>	repeat(ing)
<b>rnds</b>	round(s)
<b>sc</b>	single crochet
<b>sl st(s)</b>	slip stitch(es)
<b>st(s)</b>	stitch(es)

# Diamond Tapestry Throw

By Liz Salazar for Premier® Yarns

project continued

## Chart

-  CC
-  MC
-  pattern repeat

