

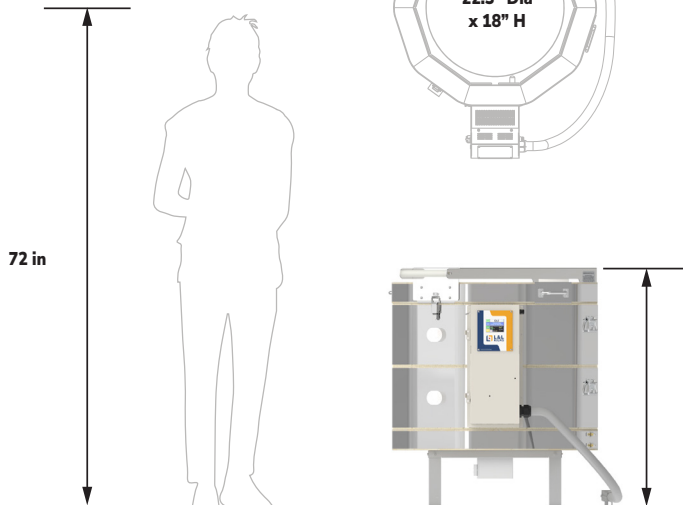
# e23S-3

Temperature Rating: Cone 10

Volume: 4.4 Cubic Feet

Brick Thickness: 3" Brick

Inside: 22.3" Diam x 18" High



*This is the classic L&L pottery kiln used by most of our customers. They include all the signature L&L features.*

## GENERAL DIMENSIONS



Scan OR Visit:  
hotkilns.com  
/e23S-3-GD



- Genesis Touch Screen Control • with Kiln Aid app
- Dynamic Zone Control • for even firing
- Hard Ceramic Element Channels • protect your elements and kiln
- Type K Thermocouples (2) • with protection tubes
- Top Loading
- Solid, Straight-View Peephole Plugs
- Full-Support Stand • rolling option available
- Easy-Access Control Panel • with Easy-View tilted display
- Three-Year Limited Warranty
- c-MET-us listed to UL499 Standards
- See [hotkilns.com/e23s-3](http://hotkilns.com/e23s-3) for all features and options

**TRUST YOUR KILN**  
**hotkilns.com**

Manufactured in Swedesboro, NJ  
800-750-8350 • sales@hotkilns.com

Bulletin No: BL-e23S-3 REV: 0

Page 1

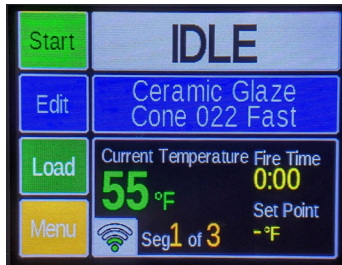


## Electrical Specifications for e23S-3 SERIES

USA

WORLD

Model Numbers	Part Number for 3" Brick	Volt/ Phase	Watts	Amps	Wire Size	Fuse Size	Power Connection
e23S-3-240	K-E-23S3/31	240/1P	9,460	39.4	6 ga	50 Amps	6-50 Cordset
e23S-3-240-3P	K-E-23S3/32	240/3P	9,460	34.1	6 ga	50 Amps	15-50 Cordset
e23S-3-208	K-E-23S3/21	208/1P	8,320	40.0	6 ga	50 Amps	6-50 Cordset
e23S-3-208-3P	K-E-23S3/22	208/3P	8,320	34.6	6 ga	50 Amps	15-50 Cordset
e23S-3-220	K-E-23S3/41	220/1P	8,660	39.4	6 ga	50 Amps	Direct Wire
e23S-3-380-3PY	K-E-23S3/52	380/3PY	8,660	19.7	12 ga	25 Amps	Direct Wire



**Control:** Full digital touchscreen Genesis control with easy-to-use interface, WiFi enabled app, and simple programs for firing ceramics.

**MET UL499 Listing:** All models are c-MET-us listed to UL499 standard.

**Cone Rating:** All e23 models are rated to Cone 10.

**Wiring Diagrams:** See the **Electrical Tab** for each kiln model to get the wiring diagram for each voltage.

**Power connection:** A six foot cord with a 50 amp NEMA 6-50 for single phase units or a 15-50 plug for 3 phase units is included. (No neutral is necessary). World voltage kilns do not include a cord - they are direct wired. All kilns may be direct wired.

**Elements:** All elements are of equal resistance value. S models have four elements. Quad elements are the same resistance and quantity but longer and thicker.

**Other voltages** for any country in the world are available. Examples are 200V/3 Phase Delta, 220V/3 Phase Delta, 415V/3 Phase Wye and 400V/3 Phase Wye. CE Listing available in some countries. See 380 Volt diagrams for electrical specifications for 400V/3 Phase Wye and 415V/3 Phase Wye.

**Moving and installation:** The kiln comes assembled but can be quickly disassembled and reassembled to move through any door or up stairs. It comes packed in a skidded carton with secure foam-in-place packaging.

**Shipping Dimensions:** See website for shipping dimensions with various combinations of options.



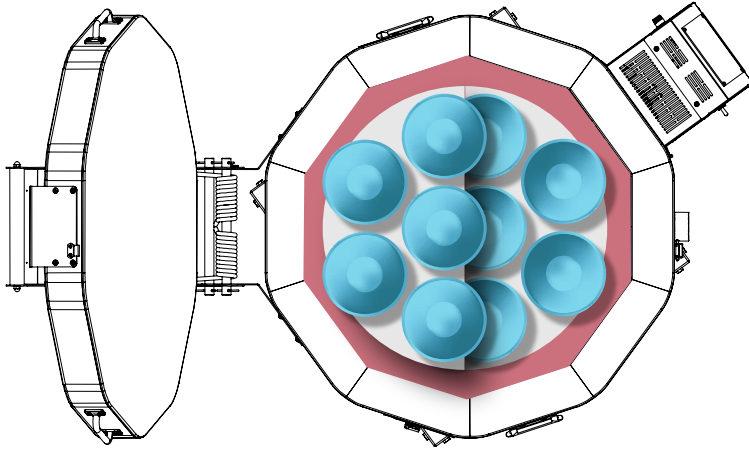
### FURNITURE KIT FOR e23S-3

**Part Number:** H-E-K23S/30

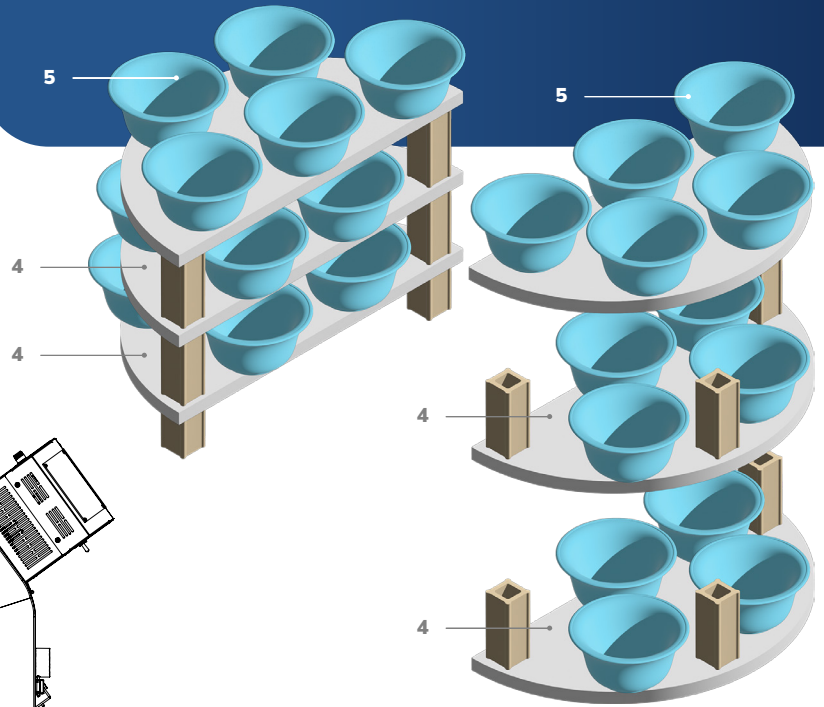
**Includes:** Six 20" (50.8 cm) half shelves, one post kit with six each 1/2", 1", 2", 4", 6", and 8" square posts, and one pair heat resistant gloves.

# EASY-FIRE e23S-3

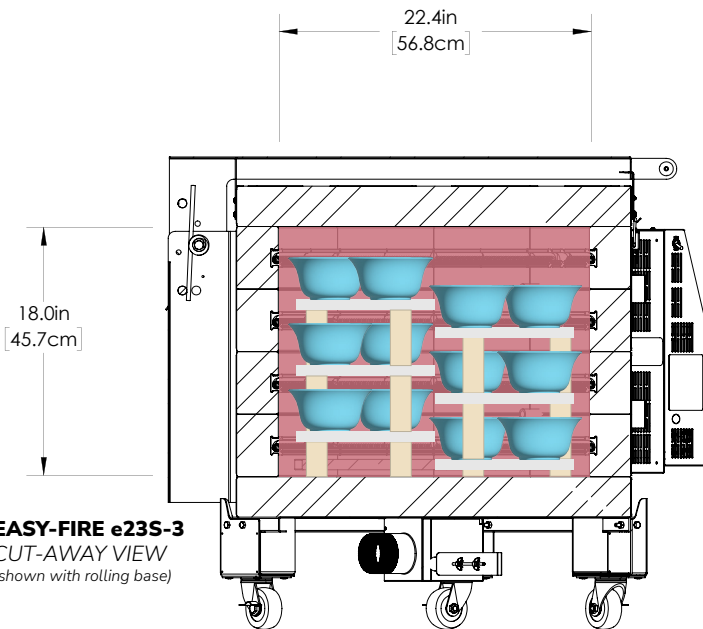
## Kiln Capacity



**EASY-FIRE e23S-3**  
TOP VIEW



Approx: 26 Bowls



**EASY-FIRE e23S-3**  
CUT-AWAY VIEW  
(shown with rolling base)

- KILN INTERIOR**
- 6" x 3" Bowl**
- KILN POST**
- 20" x .75" HALF ROUND SHELF**

**TRUST YOUR KILN**  
**hotkilns.com**

Manufactured in Swedesboro, NJ  
800-750-8350 • sales@hotkilns.com

Bulletin No: BL-e23S-3 REV: 0

Page 3

