



 Cone 5/6





# SATIN MATTES

Category: Mid-High Fire Glaze  
 Firing Temperature: Cone 5 - Cone 6\*



SM-51  
Red



**NEW** SM-53  
Cayenne



SM-68  
Orange



**NEW** SM-60  
Goldenrod



SM-63  
Yellow



SM-44  
Chartreuse



SM-42  
Mint



**NEW** SM-46  
Moss



SM-20  
Light Blue



SM-21  
Dark Blue



**NEW** SM-24  
Seafoam



SM-27  
Teal



SM-29  
Blue Green



SM-1  
Black



SM-10  
Clear Satin



**NEW** SM-2  
Stone



**NEW** SM-3  
Marble



SM-11  
White



Conforms to  
ASTM D-4236



Safe for Spray  
Application



Mixable



Food Safe

Tiles are AMACO 11-M A-Mix White Stoneware Clay.  
 Fired to Cone 5.

\* Definition of Cones:

Cone 5 = 1184°C (at 150°C/hour for the final 100°C of firing) / 2201°F ( at 270°F/hour in the final 200°F of firing)

Cone 6 = 1241°C (at 150°C/hour for the final 100°C of firing) / 2266°F ( at 270°F/hour in the final 200°F of firing)

# SATIN MATTE ADVANTAGE

- Silky Smooth satin glaze surface
- Food Safe
- Fully mixable within the line for custom colors

CONE  
5/6

## CLAY

SMs are a semi-opaque glaze and will have different results with different clay bodies. Using speckled clays will give a speckled result.



SM- 53 Cayenne  
Cone 5



SM- 46 Moss  
Cone 5



SM- 24 Seafoam  
Cone 5



SM- 2 Stone  
Cone 5

## FAQ

**Apply to...** Cone 04 Bisqueware

**Fire to...** Cone 5 - Cone 6

**Food safe?** Yes. All Satin Matte glazes hold a food safety status.

SM - 46 Moss  
Amaco 11M White Stoneware



## APPLICATION

Apply 3 even coats for best results.

SM-20 Light Blue  
11M White Stoneware  
Cone 5  
1-2-3 coats



Sm-51 Red  
11M White Stoneware  
Cone 5  
1-2-3 coats



## RESOURCES



Creating pastel  
Satin Matte  
bottles how to:





# MIXING


All colors below are mixed 50/ 50. Visit [https://www.amaco.com/clay\\_how\\_tos/219](https://www.amaco.com/clay_how_tos/219) for more information about volumetric mixing with Amaco glazes.



50% SM-68 Orange  
50% SM-42 Mint




50% SM-11  
50% SM-1



50% SM-11  
50% SM-51



50% SM-21  
50% SM-24



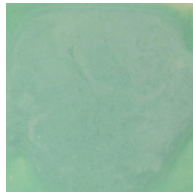
50% SM-11  
50% SM-29




50% SM-27  
50% SM-29




50% SM-11  
50% SM-42



50% SM-11  
50% SM-24



50% SM-29  
50% SM-51



50% SM-1  
50% SM-68



50% SM-27  
50% SM-51



SM - 60 Goldenrod  
Amaco 11M White Stoneware

## GET INSPIRED



Visit our 5/6 Exchange page at [Facebook.com/groups/potterschoiceex](https://www.facebook.com/groups/potterschoiceex) to find inspiration, share results, and discuss with other AMACO customers!

## TECHNIQUES

- Use tape to delineate areas and apply glazes in a "window-pane" technique. Use wax over the glaze before removing tape to fill in the lines between color with glaze.
- Use SM-10 Clear with underglaze (food safe)
- Use SM-11 White as a base for watercolor with SMUGs
- Use SM-11 White as a base with Celadon
- Use SM-11 White as a base for Velvet Underglazes



SM - 3 Marble  
Amaco 11M White Stoneware

Share your Satin Matte techniques with us on socials!



Questions? Call (800) 374-1600