

EntriWorX Door Insights

For smarter, more efficient door management



What is EntriWorX Door Insights

Connected doors

Using the power of digitalisation EntriWorX Door Insights connects to new or existing dormakaba automatic doors to securely expose key operational data.

Real-time

Continuous synchronisation means information about the operational state of your door is always immediately available.

You can access your data at any time and from anywhere.

Door Insights

Our highly intuitive, visually engaging web-application 'EntriWorX Insights' transforms your data into meaningful, actionable and understandable Insights.



Connect. See. Act.

Transform the way you see and manage your doors with EntriWorX Door Insights real-time insights. However large your installed automatic door base is, our easy-to-use EntriWorX Door Insights application, lets you see operational data at-a-glance across your network of connected doors.



Minimise downtime

EntriWorX real-time SMS, email and in-app error notifications mean unforeseen events can be managed quickly and pro-actively to minimise operational impact and downtime.



Reduce callouts

Inbuilt, user friendly troubleshooting guidance means your onsite team is empowered to resolve common issues and errors without a service technician – saving time and money.



Optimise efficiency

Historic insights enable data-driven optimisation of service scheduling and prevention-focused maintenance tailored to the specific door.

EntriWorX Door Insights - At a glance

Actionable Insights

- Know that your entrances are locked and secure when they should be, and open and accessible when they need to be, with real-time monitoring of the door mode and lock status.
- Get alert notifications delivered in real-time and access our troubleshooting guidance so even non-technical staff can take steps to resolve issues without a service technician.
- Receive monthly door analysis reports sent straight to your email inbox, providing essential insights to empower informed decision-making.

Flexible, scalable hardware

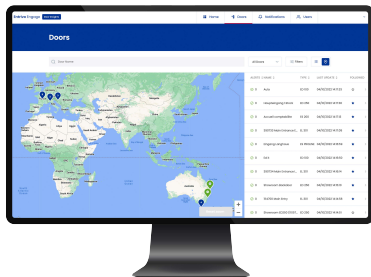
- Not much bigger than a pack of cards, our IoT connector is simple to install, and requires no expensive infrastructure to connect or maintain.
- No limit on the number of devices you can connect means you can gain remote, centralised visibility over your entire automatic door installed base, no matter how large or geographically spread.

Hassle-free User Access

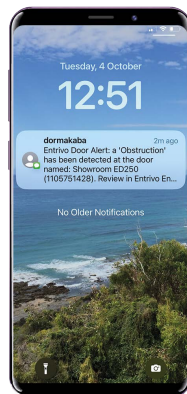
- Inbuilt user management means you're in full control of who can access door insights for your company.
- No limits on how many users you can enable, and with administration and viewer level access, you can give the right privileges to the right people.

Simple and Intuitive

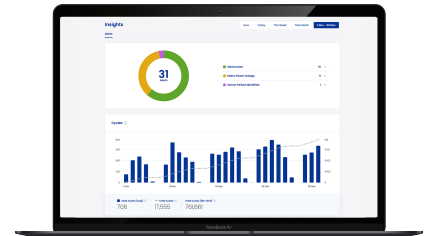
- View not only a single door, but your entire network of connected doors in a single, centralised dashboard.
- Clear, highly visual and interactive graphs means information and data patterns are quick and easy to understand without any specialist knowledge.
- Simple tab based navigation, interactive door maps, built-in search, advanced filters and more, means you can easily find what you're looking for, no matter how many automatic doors you have.



View all connected doors



Real-time alerts (SMS and email)



Insight history

Drive more efficient, informed, and cost-effective door management with EntriWorX Door Insights today.

Any questions? We would be happy to advise you.