

# Fixodent




# 4 EASY STEPS



**CLEAN & DRY**

**1**

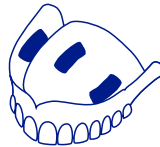
**Clean and dry your denture before you apply the adhesive cream.**



**APPLY**

**2**


**Apply adhesive** in thin strips as shown or less. You might need a few tries to find out the ideal amount for your individual denture.



Upper



Lower



Partial

**Maximum size of each strip**

4x16.5mm



**INSERT & HOLD**

**3**

**Insert denture** and hold it briefly in place. If product oozes off denture in mouth, you are using too much.



**RINSE & REMOVE**

**4**

**To remove your denture,** rinse your mouth with warm water and rock denture gently until loose.

**IMPORTANT:**

- ✗ • **DO NOT** use more product than shown.
- ✗ • **DO NOT** use product more than once a day. With proper use, this tube should last 4 - 5 weeks for 40g and 7 - 8 weeks for 65g.
- ✗ • **DO NOT** use excess product for poorly fitting dentures.
- ✗ • **DO NOT** use more than directed. Contains zinc, consult a doctor if using other products containing zinc.

**Doesn't feel right?** Please consult your dentist regularly to ensure you have properly fitting dentures. Poorly fitting dentures may impair your health.

**⚠ WARNING:** Keep out of reach of children. Do not use in the case of hypersensitivity to ingredients. In the unlikely event of a serious suspected problem with this product consult your dentist or doctor and report this to the manufacturer and national health authority.

Keep nozzle and cap dry to avoid clogging. If tip becomes clogged, use a pin to reopen.

**Original INGREDIENTS:** Calcium/Zinc PVM/MA Copolymer (33%), Paraffinum Liquidum, Petrolatum, Cellulose Gum (20%), Silica, Aroma, CI 45410, Menthol, Limonene.

**Neutral INGREDIENTS:** Calcium/Zinc PVM/MA Copolymer (33%), Paraffinum Liquidum, Petrolatum, Cellulose Gum (20%), Silica.