



LIFE, ACCIDENT AND HEALTH COMPANIES/FRATERNAL BENEFIT SOCIETIES - ASSOCIATION EDITION

QUARTERLY STATEMENT

AS OF SEPTEMBER 30, 2023

OF THE CONDITION AND AFFAIRS OF THE

GUARDIAN LIFE INSURANCE COMPANY OF AMERICA

NAIC Group Code 0429 0429 NAIC Company Code 64246 Employer's ID Number 13-5123390
(Current) (Prior)

Organized under the Laws of New York, State of Domicile or Port of Entry NY

Country of Domicile US

Licensed as business type: Life, Accident and Health [X] Fraternal Benefit Societies []

Incorporated/Organized 04/10/1860 Commenced Business 07/16/1860

Statutory Home Office 10 Hudson Yards New York, NY, US 10001
(Street and Number) (City or Town, State, Country and Zip Code)

Main Administrative Office 10 Hudson Yards
(Street and Number)
New York, NY, US 10001 212-598-8000
(City or Town, State, Country and Zip Code) (Area Code) (Telephone Number)

Mail Address 10 Hudson Yards New York, NY, US 10001
(Street and Number or P.O. Box) (City or Town, State, Country and Zip Code)

Primary Location of Books and Records 10 Hudson Yards
(Street and Number)
New York, NY, US 10001 212-598-8829
(City or Town, State, Country and Zip Code) (Area Code) (Telephone Number)

Internet Website Address www.GuardianLife.com

Statutory Statement Contact Haydn Phillip Padmore 212-598-8829
(Name) (Area Code) (Telephone Number)
Haydn_Padmore@glic.com (E-mail Address) (FAX Number)

OFFICERS

Chief Executive Officer and President Andrew John McMahon Associate General Counsel, Corporate Secretary Harris Oliner
Corporate Controller John Hunter Flannigan Chief Legal Officer Kermitt Jerome Brooks

OTHER

Michael Nicholas Ferik, Head of Individual Markets Stacey Weinsheimer Hoin, Chief Human Resources Officer Nicholas Liolis #, Chief Investment Officer
Jonathan Mayhew, Head of Group Benefits Kevin Molloy, Chief Financial Officer Michael Slipowitz, Corporate Chief Actuary
Debra Anne Udicious, Sr. Executive, Treasury

DIRECTORS OR TRUSTEES

John Joseph Brennan Lloyd Eugene Campbell Nancy Elizabeth Cooper
Deborah Leigh Duncan William Craig Freda Christopher Thomas Jenny
Andrew John McMahon Eileen Katherine Murray Gary Adam Norcross
Vivek Gankaran

State of New York County of New York SS:

The officers of this reporting entity being duly sworn, each depose and say that they are the described officers of said reporting entity, and that on the reporting period stated above, all of the herein described assets were the absolute property of the said reporting entity, free and clear from any liens or claims thereon, except as herein stated, and that this statement, together with related exhibits, schedules and explanations therein contained, annexed or referred to, is a full and true statement of all the assets and liabilities and of the condition and affairs of the said reporting entity as of the reporting period stated above, and of its income and deductions therefrom for the period ended, and have been completed in accordance with the NAIC Annual Statement Instructions and Accounting Practices and Procedures manual except to the extent that: (1) state law may differ; or, (2) that state rules or regulations require differences in reporting not related to accounting practices and procedures, according to the best of their information, knowledge and belief, respectively. Furthermore, the scope of this attestation by the described officers also includes the related corresponding electronic filing with the NAIC, when required, that is an exact copy (except for formatting differences due to electronic filing) of the enclosed statement. The electronic filing may be requested by various regulators in lieu of or in addition to the enclosed statement.

E-SIGNED by Andrew McMahon on 2023-10-18 21:09:11 GMT

E-SIGNED by Kermitt Brooks on 2023-10-16 18:01:29 GMT

Andrew John McMahon
Chief Executive Officer and President

Kermitt Jerome Brooks
Chief Legal Officer

John Hunter Flannigan
Corporate Controller

Subscribed and sworn to before me this 16th day of October

- a. Is this an original filing? Yes [X] No []
b. If no,
1. State the amendment number.....
2. Date filed.....
3. Number of pages attached.....



STATEMENT AS OF SEPTEMBER 30, 2023 OF THE GUARDIAN LIFE INSURANCE COMPANY OF AMERICA

ASSETS

	Current Statement Date			4 December 31 Prior Year Net Admitted Assets
	1 Assets	2 Nonadmitted Assets	3 Net Admitted Assets (Cols. 1 - 2)	
1. Bonds	52,234,008,205		52,234,008,205	51,055,889,558
2. Stocks:				
2.1 Preferred stocks				
2.2 Common stocks	1,266,413,101	909,340	1,265,503,761	1,251,743,850
3. Mortgage loans on real estate:				
3.1 First liens	6,572,074,839		6,572,074,839	5,993,792,375
3.2 Other than first liens.....				
4. Real estate:				
4.1 Properties occupied by the company (less \$ encumbrances)				
4.2 Properties held for the production of income (less \$347,255,165 encumbrances)	280,672,162		280,672,162	249,686,164
4.3 Properties held for sale (less \$ encumbrances)				
5. Cash (\$(32,480,170)), cash equivalents (\$ 1,095,294,862) and short-term investments (\$223,402,422)	1,286,217,113		1,286,217,113	1,349,607,900
6. Contract loans (including \$ premium notes)	4,813,074,643	1,078,374	4,811,996,269	4,010,523,058
7. Derivatives	177,328,472		177,328,472	155,701,842
8. Other invested assets	5,867,430,225	2,048,998	5,865,381,227	5,436,218,773
9. Receivables for securities	40,047,702		40,047,702	19,018,615
10. Securities lending reinvested collateral assets	1,082,718,452		1,082,718,452	
11. Aggregate write-ins for invested assets				37,141,135
12. Subtotals, cash and invested assets (Lines 1 to 11)	73,619,984,914	4,036,712	73,615,948,203	69,559,323,270
13. Title plants less \$ charged off (for Title insurers only)				
14. Investment income due and accrued	568,504,151		568,504,151	492,903,297
15. Premiums and considerations:				
15.1 Uncollected premiums and agents' balances in the course of collection	124,710,186	20,079,843	104,630,343	115,110,173
15.2 Deferred premiums, agents' balances and installments booked but deferred and not yet due (including \$ earned but unbilled premiums)	1,290,201,085		1,290,201,085	1,046,554,261
15.3 Accrued retrospective premiums (\$) and contracts subject to redetermination (\$)				
16. Reinsurance:				
16.1 Amounts recoverable from reinsurers	121,034,846		121,034,846	125,530,530
16.2 Funds held by or deposited with reinsured companies	3,732,204,016		3,732,204,016	3,574,265,248
16.3 Other amounts receivable under reinsurance contracts	33,992,990		33,992,990	38,071,307
17. Amounts receivable relating to uninsured plans	64,750,281	611,519	64,138,762	63,981,699
18.1 Current federal and foreign income tax recoverable and interest thereon	62,068,943		62,068,943	77,884,680
18.2 Net deferred tax asset	844,593,778	47,648,297	796,945,480	768,078,680
19. Guaranty funds receivable or on deposit	3,012,290		3,012,290	3,805,932
20. Electronic data processing equipment and software	54,240,496	51,364,731	2,875,765	3,247,911
21. Furniture and equipment, including health care delivery assets (\$)	4,159,531	4,159,531		
22. Net adjustment in assets and liabilities due to foreign exchange rates				
23. Receivables from parent, subsidiaries and affiliates	43,787,736		43,787,736	46,186,890
24. Health care (\$) and other amounts receivable	20,903,180	20,200,980	702,200	
25. Aggregate write-ins for other than invested assets	183,345,120	107,078,484	76,266,636	83,570,815
26. Total assets excluding Separate Accounts, Segregated Accounts and Protected Cell Accounts (Lines 12 to 25)	80,771,493,544	255,180,097	80,516,313,447	75,998,514,695
27. From Separate Accounts, Segregated Accounts and Protected Cell Accounts				
28. Total (Lines 26 and 27)	80,771,493,544	255,180,097	80,516,313,447	75,998,514,695
DETAILS OF WRITE-INS				
1101. Investment in progress				37,141,135
1102.				
1103.				
1198. Summary of remaining write-ins for Line 11 from overflow page				
1199. Totals (Lines 1101 through 1103 plus 1198)(Line 11 above)				37,141,135
2501. Miscellaneous receivables	70,519,496	6,757,917	63,761,579	70,366,039
2502. State tax credit	11,179,798		11,179,798	12,343,394
2503. Suspense accounts	1,164,699		1,164,699	559,658
2598. Summary of remaining write-ins for Line 25 from overflow page	100,481,127	100,320,567	160,560	301,725
2599. Totals (Lines 2501 through 2503 plus 2598)(Line 25 above)	183,345,120	107,078,484	76,266,636	83,570,815

STATEMENT AS OF SEPTEMBER 30, 2023 OF THE GUARDIAN LIFE INSURANCE COMPANY OF AMERICA

LIABILITIES, SURPLUS AND OTHER FUNDS

	1 Current Statement Date	2 December 31 Prior Year
1. Aggregate reserve for life contracts \$ 52,250,867,673 less \$ included in Line 6.3 (including \$ Modco Reserve)	52,250,867,673	50,016,167,895
2. Aggregate reserve for accident and health contracts (including \$ Modco Reserve)	5,163,579,414	5,020,315,519
3. Liability for deposit-type contracts (including \$ Modco Reserve).....	5,489,772,189	5,004,998,956
4. Contract claims:		
4.1 Life	425,440,698	462,630,416
4.2 Accident and health	320,076,084	328,279,416
5. Policyholders' dividends/refunds to members \$ (33,358,865) and coupons \$ due and unpaid	(33,358,865)	(48,470,902)
6. Provision for policyholders' dividends, refunds to members and coupons payable in following calendar year - estimated amounts:		
6.1 Policyholders' dividends and refunds to members apportioned for payment (including \$ Modco)	1,364,040,692	1,264,037,838
6.2 Policyholders' dividends and refunds to members not yet apportioned (including \$ Modco)		
6.3 Coupons and similar benefits (including \$ Modco)		
7. Amount provisionally held for deferred dividend policies not included in Line 6		
8. Premiums and annuity considerations for life and accident and health contracts received in advance less \$ 22,954,123 discount; including \$ 115,423,736 accident and health premiums	399,302,524	404,502,241
9. Contract liabilities not included elsewhere:		
9.1 Surrender values on canceled contracts		
9.2 Provision for experience rating refunds, including the liability of \$ accident and health experience rating refunds of which \$ is for medical loss ratio rebate per the Public Health Service Act		
9.3 Other amounts payable on reinsurance, including \$ 154,818 assumed and \$ 15,896,078 ceded	16,050,896	16,685,996
9.4 Interest Maintenance Reserve	471,075,497	581,670,203
10. Commissions to agents due or accrued-life and annuity contracts \$ 33,401,266 , accident and health \$ 90,377,087 and deposit-type contract funds \$	123,778,353	147,862,478
11. Commissions and expense allowances payable on reinsurance assumed	319,924	316,396
12. General expenses due or accrued	1,022,903,958	1,076,960,997
13. Transfers to Separate Accounts due or accrued (net) (including \$ accrued for expense allowances recognized in reserves, net of reinsured allowances)		
14. Taxes, licenses and fees due or accrued, excluding federal income taxes	32,348,444	29,252,051
15.1 Current federal and foreign income taxes, including \$ 0 on realized capital gains (losses)		
15.2 Net deferred tax liability		
16. Unearned investment income	132,832,143	111,698,381
17. Amounts withheld or retained by reporting entity as agent or trustee	51,369,741	44,269,986
18. Amounts held for agents' account, including \$ 38,310 agents' credit balances	38,310	52,950
19. Remittances and items not allocated	83,940,694	102,917,358
20. Net adjustment in assets and liabilities due to foreign exchange rates		
21. Liability for benefits for employees and agents if not included above	601,122,313	575,725,064
22. Borrowed money \$ and interest thereon \$		
23. Dividends to stockholders declared and unpaid		
24. Miscellaneous liabilities:		
24.01 Asset valuation reserve	1,525,232,870	1,448,846,036
24.02 Reinsurance in unauthorized and certified (\$) companies		
24.03 Funds held under reinsurance treaties with unauthorized and certified (\$) reinsurers		
24.04 Payable to parent, subsidiaries and affiliates	20,067,330	17,450,128
24.05 Drafts outstanding		
24.06 Liability for amounts held under uninsured plans	3,437,706	3,896,528
24.07 Funds held under coinsurance	191,406,363	178,741,930
24.08 Derivatives	8,104,857	16,544,230
24.09 Payable for securities	503,907,176	281,916,815
24.10 Payable for securities lending	1,082,718,452	
24.11 Capital notes \$ and interest thereon \$		
25. Aggregate write-ins for liabilities	68,587,539	65,824,145
26. Total liabilities excluding Separate Accounts business (Lines 1 to 25)	71,318,962,976	67,153,093,050
27. From Separate Accounts Statement		
28. Total liabilities (Lines 26 and 27)	71,318,962,976	67,153,093,050
29. Common capital stock		
30. Preferred capital stock		
31. Aggregate write-ins for other than special surplus funds		
32. Surplus notes	1,500,791,197	1,499,582,876
33. Gross paid in and contributed surplus		
34. Aggregate write-ins for special surplus funds	4,006,732	4,006,732
35. Unassigned funds (surplus)	7,692,552,542	7,341,832,037
36. Less treasury stock, at cost:		
36.1 shares common (value included in Line 29 \$)		
36.2 shares preferred (value included in Line 30 \$)		
37. Surplus (Total Lines 31+32+33+34+35-36) (including \$ in Separate Accounts Statement)	9,197,350,471	8,845,421,645
38. Totals of Lines 29, 30 and 37	9,197,350,471	8,845,421,645
39. Totals of Lines 28 and 38 (Page 2, Line 28, Col. 3)	80,516,313,447	75,998,514,695
DETAILS OF WRITE-INS		
2501. Miscellaneous liabilities	46,573,932	31,059,941
2502. Deferred gains on real estate	13,165,427	13,165,427
2503. Paid family leave risk adjustment	4,500,000	16,000,000
2598. Summary of remaining write-ins for Line 25 from overflow page	4,348,180	5,598,777
2599. Totals (Lines 2501 through 2503 plus 2598)(Line 25 above)	68,587,539	65,824,145
3101.		
3102.		
3103.		
3198. Summary of remaining write-ins for Line 31 from overflow page		
3199. Totals (Lines 3101 through 3103 plus 3198)(Line 31 above)		
3401. Contingency reserves for aviation reinsurance	3,000,000	3,000,000
3402. Permanent surplus (Arkansas requirements)	1,000,000	1,000,000
3403. Contingency reserves for deposit administration	6,732	6,732
3498. Summary of remaining write-ins for Line 34 from overflow page		
3499. Totals (Lines 3401 through 3403 plus 3498)(Line 34 above)	4,006,732	4,006,732

SUMMARY OF OPERATIONS

	1 Current Year To Date	2 Prior Year To Date	3 Prior Year Ended December 31
1. Premiums and annuity considerations for life and accident and health contracts	7,568,422,844	7,414,638,630	9,930,471,068
2. Considerations for supplementary contracts with life contingencies	(45,325)	406,180	1,530,003
3. Net investment income	2,160,684,391	1,841,813,099	2,536,985,417
4. Amortization of Interest Maintenance Reserve (IMR)	29,218,602	44,199,525	58,296,586
5. Separate Accounts net gain from operations excluding unrealized gains or losses			
6. Commissions and expense allowances on reinsurance ceded	44,084,473	45,289,639	59,204,052
7. Reserve adjustments on reinsurance ceded			
8. Miscellaneous Income:			
8.1 Income from fees associated with investment management, administration and contract guarantees from Separate Accounts			
8.2 Charges and fees for deposit-type contracts			
8.3 Aggregate write-ins for miscellaneous income	182,831,890	52,409,919	147,228,444
9. Totals (Lines 1 to 8.3)	9,985,196,875	9,398,756,992	12,733,715,571
10. Death benefits	793,831,308	931,837,924	1,260,584,703
11. Matured endowments (excluding guaranteed annual pure endowments)	1,078,387	1,324,909	1,496,857
12. Annuity benefits	1,533,865	2,146,642	2,719,903
13. Disability benefits and benefits under accident and health contracts	2,072,923,148	2,011,583,175	2,673,538,404
14. Coupons, guaranteed annual pure endowments and similar benefits			
15. Surrender benefits and withdrawals for life contracts	1,125,184,873	908,717,921	1,246,879,654
16. Group conversions	645,863	630,663	850,176
17. Interest and adjustments on contract or deposit-type contract funds	109,943,455	76,472,603	161,833,333
18. Payments on supplementary contracts with life contingencies	1,290,939	1,098,321	1,482,114
19. Increase in aggregate reserves for life and accident and health contracts	2,384,585,135	2,553,782,455	3,232,327,098
20. Totals (Lines 10 to 19)	6,491,016,974	6,487,594,613	8,581,712,242
21. Commissions on premiums, annuity considerations, and deposit-type contract funds (direct business only)	554,365,728	526,963,544	710,696,386
22. Commissions and expense allowances on reinsurance assumed	196,354,807	192,594,108	260,837,395
23. General insurance expenses and fraternal expenses	1,207,544,606	1,162,444,274	1,604,802,129
24. Insurance taxes, licenses and fees, excluding federal income taxes	201,649,812	184,398,101	239,625,584
25. Increase in loading on deferred and uncollected premiums	(140,527,833)	(138,014,746)	(3,023,268)
26. Net transfers to or (from) Separate Accounts net of reinsurance			
27. Aggregate write-ins for deductions	21,265,348	(86,448,867)	(44,775,699)
28. Totals (Lines 20 to 27)	8,531,669,441	8,329,531,028	11,349,874,768
29. Net gain from operations before dividends to policyholders and federal income taxes (Line 9 minus Line 28)	1,453,527,434	1,069,225,964	1,383,840,803
30. Dividends to policyholders and refunds to members	981,304,613	862,497,236	1,257,388,389
31. Net gain from operations after dividends to policyholders, refunds to members and before federal income taxes (Line 29 minus Line 30)	472,222,821	206,728,728	126,452,414
32. Federal and foreign income taxes incurred (excluding tax on capital gains)	84,617,145	(33,144,688)	(45,857,404)
33. Net gain from operations after dividends to policyholders, refunds to members and federal income taxes and before realized capital gains or (losses) (Line 31 minus Line 32)	387,605,676	239,873,416	172,309,818
34. Net realized capital gains (losses) (excluding gains (losses) transferred to the IMR) less capital gains tax of \$ 22,126,047 (excluding taxes of \$ (21,631,623) transferred to the IMR)	(74,671,301)	(136,230,701)	(157,839,404)
35. Net income (Line 33 plus Line 34)	312,934,374	103,642,715	14,470,414
CAPITAL AND SURPLUS ACCOUNT			
36. Capital and surplus, December 31, prior year	8,845,421,646	8,588,950,717	8,588,950,717
37. Net income (Line 35)	312,934,374	103,642,715	14,470,414
38. Change in net unrealized capital gains (losses) less capital gains tax of \$ 274,962	68,424,241	321,677,214	37,685,923
39. Change in net unrealized foreign exchange capital gain (loss)	(14,039,630)	(238,186,261)	(111,553,048)
40. Change in net deferred income tax	73,058,005	30,751,657	47,636,160
41. Change in nonadmitted assets	(41,198,543)	12,773,669	(53,051,513)
42. Change in liability for reinsurance in unauthorized and certified companies			
43. Change in reserve on account of change in valuation basis, (increase) or decrease			(20,676,584)
44. Change in asset valuation reserve	(76,386,833)	(22,364,385)	(4,927,646)
45. Change in treasury stock			
46. Surplus (contributed to) withdrawn from Separate Accounts during period			
47. Other changes in surplus in Separate Accounts Statement			
48. Change in surplus notes	1,208,321	1,208,321	1,223,396
49. Cumulative effect of changes in accounting principles			
50. Capital changes:			
50.1 Paid in			
50.2 Transferred from surplus (Stock Dividend)			
50.3 Transferred to surplus			
51. Surplus adjustment:			
51.1 Paid in			
51.2 Transferred to capital (Stock Dividend)			
51.3 Transferred from capital			
51.4 Change in surplus as a result of reinsurance			
52. Dividends to stockholders			
53. Aggregate write-ins for gains and losses in surplus	27,928,891	44,713,629	345,663,827
54. Net change in capital and surplus for the year (Lines 37 through 53)	351,928,826	254,216,559	256,470,929
55. Capital and surplus, as of statement date (Lines 36 + 54)	9,197,350,471	8,843,167,275	8,845,421,646
DETAILS OF WRITE-INS			
08.301. Interest on funds withheld assumed	131,335,725	124,857,613	170,137,439
08.302. Other reserve adjustments on reinsurance	29,516,550	(85,278,320)	(58,639,721)
08.303. Miscellaneous income	11,935,425	5,151,313	12,972,886
08.398. Summary of remaining write-ins for Line 8.3 from overflow page	10,044,191	7,679,313	22,757,840
08.399. Totals (Lines 08.301 through 08.303 plus 08.398) (Line 8.3 above)	182,831,890	52,409,919	147,228,444
2701. Reserve adjustments on reinsurances assumed	14,652,931	(100,145,122)	(81,735,450)
2702. Other miscellaneous expense (income)	4,836,883	1,447,721	9,682,248
2703. Interest expense on funds held ceded	4,455,203	6,547,740	8,947,386
2798. Summary of remaining write-ins for Line 27 from overflow page	(2,679,669)	5,700,794	18,330,118
2799. Totals (Lines 2701 through 2703 plus 2798)(Line 27 above)	21,265,348	(86,448,867)	(44,775,699)
5301. Miscellaneous-space and aviation activity	19,259,291	44,713,629	335,219,971
5302. Paid period correction	8,669,599		10,443,856
5303.			
5398. Summary of remaining write-ins for Line 53 from overflow page			
5399. Totals (Lines 5301 through 5303 plus 5398)(Line 53 above)	27,928,891	44,713,629	345,663,827

STATEMENT AS OF SEPTEMBER 30, 2023 OF THE GUARDIAN LIFE INSURANCE COMPANY OF AMERICA

CASH FLOW

	1 Current Year To Date	2 Prior Year To Date	3 Prior Year Ended December 31
Cash from Operations			
1. Premiums collected net of reinsurance	7,479,361,252	7,321,785,752	9,955,485,621
2. Net investment income	2,129,117,621	1,875,915,836	2,601,085,778
3. Miscellaneous income	58,969,035	94,036,742	130,606,810
4. Total (Lines 1 to 3)	9,667,447,908	9,291,738,329	12,687,178,209
5. Benefit and loss related payments	4,153,474,405	3,900,670,713	5,358,096,335
6. Net transfers to Separate Accounts, Segregated Accounts and Protected Cell Accounts			
7. Commissions, expenses paid and aggregate write-ins for deductions	2,260,398,387	2,268,287,245	3,124,442,196
8. Dividends paid to policyholders	866,189,722	786,320,478	1,130,634,127
9. Federal and foreign income taxes paid (recovered) net of \$ 494,424 tax on capital gains (losses)	69,295,832	20,607,726	32,180,553
10. Total (Lines 5 through 9)	7,349,358,347	6,975,886,163	9,645,353,211
11. Net cash from operations (Line 4 minus Line 10)	2,318,089,561	2,315,852,167	3,041,824,998
Cash from Investments			
12. Proceeds from investments sold, matured or repaid:			
12.1 Bonds	2,642,454,531	5,687,651,102	6,618,021,131
12.2 Stocks	25,930,148	41,643,028	63,538,028
12.3 Mortgage loans	139,817,494	500,953,968	913,100,128
12.4 Real estate	242,010	14,818	37,560,362
12.5 Other invested assets	230,103,956	148,173,942	435,319,672
12.6 Net gains or (losses) on cash, cash equivalents and short-term investments	209,352	(16,820)	(30,980)
12.7 Miscellaneous proceeds	243,688,508	437,032,315	121,920,262
12.8 Total investment proceeds (Lines 12.1 to 12.7)	3,282,445,999	6,815,452,352	8,189,428,604
13. Cost of investments acquired (long-term only):			
13.1 Bonds	3,987,390,046	7,017,145,044	7,955,842,404
13.2 Stocks	66,478,190	21,288,525	88,659,525
13.3 Mortgage loans	718,099,956	494,672,633	1,577,094,895
13.4 Real estate	45,919,575	(21,622,468)	(19,566,382)
13.5 Other invested assets	608,025,184	1,250,914,747	1,598,405,608
13.6 Miscellaneous applications			
13.7 Total investments acquired (Lines 13.1 to 13.6)	5,425,912,952	8,762,398,480	11,200,436,049
14. Net increase (or decrease) in contract loans and premium notes	801,468,216	137,655,880	244,886,703
15. Net cash from investments (Line 12.8 minus Line 13.7 and Line 14)	(2,944,935,168)	(2,084,602,008)	(3,255,894,149)
Cash from Financing and Miscellaneous Sources			
16. Cash provided (applied):			
16.1 Surplus notes, capital notes	1,208,321	1,208,321	1,223,396
16.2 Capital and paid in surplus, less treasury stock			
16.3 Borrowed funds			
16.4 Net deposits on deposit-type contracts and other insurance liabilities	484,773,233	214,527,160	538,403,423
16.5 Dividends to stockholders			
16.6 Other cash provided (applied)	77,473,266	41,741,663	233,458,561
17. Net cash from financing and miscellaneous sources (Line 16.1 through Line 16.4 minus Line 16.5 plus Line 16.6)	563,454,820	257,477,144	773,085,380
RECONCILIATION OF CASH, CASH EQUIVALENTS AND SHORT-TERM INVESTMENTS			
18. Net change in cash, cash equivalents and short-term investments (Line 11, plus Lines 15 and 17)	(63,390,787)	488,727,302	559,016,229
19. Cash, cash equivalents and short-term investments:			
19.1 Beginning of year	1,349,607,900	790,591,671	790,591,671
19.2 End of period (Line 18 plus Line 19.1)	1,286,217,113	1,279,318,973	1,349,607,900

Note: Supplemental disclosures of cash flow information for non-cash transactions:

20.0001. Bonds to Bonds Exchange	433,110,041	396,056,995	549,686,305
--	-------------	-------------	-------------

EXHIBIT 1

DIRECT PREMIUMS AND DEPOSIT-TYPE CONTRACTS

	1 Current Year To Date	2 Prior Year To Date	3 Prior Year Ended December 31
1. Industrial life			
2. Ordinary life insurance	3,860,751,951	3,756,583,550	5,193,438,816
3. Ordinary individual annuities	5,389,135	4,924,282	11,553,504
4. Credit life (group and individual)			
5. Group life insurance	692,942,842	659,705,958	760,835,149
6. Group annuities			
7. A & H - group	3,020,772,507	2,922,514,719	3,888,150,059
8. A & H - credit (group and individual)			
9. A & H - other	133,872,741	136,386,485	180,940,582
10. Aggregate of all other lines of business			
11. Subtotal (Lines 1 through 10)	7,713,729,176	7,480,114,993	10,034,918,110
12. Fraternal (Fraternal Benefit Societies Only)			
13. Subtotal (Lines 11 through 12)	7,713,729,176	7,480,114,993	10,034,918,110
14. Deposit-type contracts	4,681,755,111	1,925,846,005	1,925,904,005
15. Total (Lines 13 and 14)	12,395,484,287	9,405,960,998	11,960,822,115
DETAILS OF WRITE-INS			
1001.			
1002.			
1003.			
1098. Summary of remaining write-ins for Line 10 from overflow page			
1099. Totals (Lines 1001 through 1003 plus 1098)(Line 10 above)			

NOTES TO FINANCIAL STATEMENTS

NOTE 1 Summary of Significant Accounting Policies and Going Concern

A. Accounting Practices

The financial statements of The Guardian Life Insurance Company of America (the "Company") are presented on the basis of accounting practices prescribed or permitted by the New York State Department of Financial Services (the "Department").

The Department recognizes only statutory accounting practices prescribed or permitted by the state of New York for determining and reporting the financial condition and results of operations of an insurance company ("New York SAP"). The National Association of Insurance Commissioners' ("NAIC") promulgates the Accounting Practices and Procedures Manual ("NAIC SAP"), which includes accounting guidelines referred to as Statements of Statutory Accounting Principles ("SSAP's"). The Department adopted NAIC SAP with certain modifications, through the passage of Regulation 172, effective January 1, 2001, as amended. There were two material differences between the Company's capital, surplus and net income (loss) calculated in accordance with New York SAP and NAIC SAP for the period ended September 30, 2023 and December 31, 2022.

	SSAP #	F/S Page	F/S Line #	2023	2022
NET INCOME					
(1) State basis (Page 4, Line 35, Columns 1 & 3)	XXX	XXX	XXX	\$ 312,934,374	\$ 14,470,414
(2) State Prescribed Practices that are an increase/ (decrease) from NAIC SAP:					
Impact on deferred premiums	SSAP #1	4		\$ 13,022,252	\$ 5,745,139
Impact on admitted unearned premiums/allowance	SSAP #1	4		\$ (4,117,195)	\$ (2,271,623)
(3) State Permitted Practices that are an increase/(decrease) from NAIC SAP:					
(4) NAIC SAP (1-2-3=4)					
	XXX	XXX	XXX	\$ 304,029,317	\$ 10,996,898
SURPLUS					
(5) State basis (Page 3, Line 38, Columns 1 & 2)	XXX	XXX	XXX	\$ 9,197,350,471	\$ 8,845,421,645
(6) State Prescribed Practices that are an increase/(decrease) from NAIC SAP:					
Impact on deferred premiums	SSAP #1	3		\$ (119,902,738)	\$ (132,924,990)
Impact on admitted unearned premium/allowance	SSAP #1	3		\$ 51,520,292	\$ 55,637,487
(7) State Permitted Practices that are an increase/(decrease) from NAIC SAP:					
(8) NAIC SAP (5-6-7=8)					
	XXX	XXX	XXX	\$ 9,265,732,917	\$ 8,922,709,148

B. Use of Estimates in the Preparation of the Financial Statements
No Changes.

C. Accounting Policy
Not Applicable.

D. Going Concern
Not Applicable.

NOTE 2 Accounting Changes and Corrections of Errors
No Changes.

NOTE 3 Business Combinations and Goodwill

A. Statutory Purchase Method
No Changes.

B. Statutory Merger
No Changes

C. Assumption Reinsurance
No Changes

D. Impairment Loss
No Changes.

E. Subcomponents and Calculation of Adjusted Surplus and Total Admitted Goodwill
No Changes.

NOTE 4 Discontinued Operations
No Changes.

NOTES TO FINANCIAL STATEMENTS

NOTE 5 Investments

A. Mortgage Loans, including Mezzanine Real Estate Loans
No Changes.

B. Debt Restructuring
No Changes.

C. Reverse Mortgages
No Changes.

D. Loan-Backed Securities

(1) Prepayment assumptions for single class and multi-class mortgage-backed/asset-backed securities were obtained from issuers or broker-dealers through information services or internal estimates and are consistent with current interest rates and the economic environment. The Company uses BVAL pricing service or broker dealer surveys in determining the market value of its loan backed securities.

(2) Not Applicable.

(3) Not Applicable.

All impaired securities (fair value is less than cost or amortized cost) for which an other-than-temporary impairment has not been recognized in earnings as a realized loss (including securities with a recognized other-than-temporary impairment for non-interest related declines when a non-recognized interest related impairment remains):

a) The aggregate amount of unrealized losses:

1. Less than 12 Months	\$ 16,349,324
2. 12 Months or Longer	\$ 285,145,034

b) The aggregate related fair value of securities with unrealized losses:

1. Less than 12 Months	\$ 630,803,038
2. 12 Months or Longer	\$ 1,774,526,920

(5) In reaching the conclusion that these impairments are not other-than-temporary, management considered many factors including: duration and severity of impairment, cash flow, investment sector stability, credit worthiness, financial condition of issuer, and intent and ability to hold to allow for recovery in value.

E. Dollar Repurchase Agreements and/or Securities Lending Transactions

(1) For securities lending agreements, the Company requires a minimum of 102% and 105% of the fair value of the domestic and foreign securities loaned at the outset of the contract as collateral. Cash collateral received is invested in short-term investments and the offsetting collateral liability is included in Collateral From Lending Activities. The fair value of the collateral is \$1,059,862,551.

(3) Collateral Received

a. Aggregate Amount Collateral Received

	Fair Value
1. Securities Lending	
(a) Open	
(b) 30 Days or Less	\$ 279,477
(c) 31 to 60 Days	\$ 410,891
(d) 61 to 90 Days	
(e) Greater Than 90 Days	\$ 1,059,172,183
(f) Subtotal (a+b+c+d+e)	\$ 1,059,862,551
(g) Securities Received	
(h) Total Collateral Received (f+g)	\$ 1,059,862,551
b. The fair value of that collateral and of the portion of that collateral that it has sold or repledged	\$ 1,059,862,551

(5) Collateral Reinvestment

	Amortized Cost	Fair Value
1. Securities Lending		
(a) Open		
(b) 30 Days or Less	\$ 507,126,744	\$ 507,126,297
(c) 31 to 60 Days	\$ 435,609,575	\$ 435,613,130
(d) 61 to 90 Days	\$ 1,625,534	\$ 1,606,791
(e) 91 to 120 Days	\$ 270,922	\$ 267,184
(f) 121 to 180 Days	\$ 4,277,593	\$ 4,212,924
(g) 181 to 365 Days	\$ 7,775,579	\$ 8,383,885
(h) 1 to 2 years	\$ 21,257,669	\$ 20,986,584
(i) 2 to 3 years	\$ 13,224,995	\$ 12,897,402
(j) Greater than 3 years	\$ 120,110,960	\$ 91,624,256
(k) Subtotal (Sum of a through j)	\$ 1,111,279,571	\$ 1,082,718,453
(l) Securities Received		
(m) Total Collateral Reinvested (k+l)	\$ 1,111,279,571	\$ 1,082,718,453

b. The reporting entity's sources of cash that it uses to return the cash collateral is dependent upon the liquidity of the current market conditions. Under current conditions, the reporting entity has \$ 1,111,279,571 of par value bonds (fair value of \$ 1,082,718,453) that are currently tradable securities that could be sold and used to pay for the \$ 1,082,718,453 in collateral calls that come due under a worst case scenario.

(7) Collateral for securities lending transactions that extend beyond one year from the reporting date.

Description of Collateral	Amount
Bonds - U.S. Governments - Issuer Obligations	\$ 154,593,624
Total Collateral Extending beyond one year of the reporting date	\$ 154,593,624

NOTES TO FINANCIAL STATEMENTS

- F. Repurchase Agreements Transactions Accounted for as Secured Borrowing
Not Applicable.
- G. Reverse Repurchase Agreements Transactions Accounted for as Secured Borrowing
Not Applicable.
- H. Repurchase Agreements Transactions Accounted for as a Sale
Not Applicable.
- I. Reverse Repurchase Agreements Transactions Accounted for as a Sale
Not Applicable.
- J. Real Estate
No Applicable.
- K. Low Income Housing tax Credits (LIHTC)
No Applicable.
- L. Restricted Assets
Not Applicable.
- M. Working Capital Finance Investments
Not Applicable.
- N. Offsetting and Netting of Assets and Liabilities

	Gross Amount Recognized	Amount Offset*	Net Amount Presented on Financial Statements
(1) Assets			
Currency Swaps	\$ 166,207,479		\$ 166,207,479
Index Participation Feature	\$ 11,120,993		\$ 11,120,993
(2) Liabilities			
Currency Swaps	\$ 7,524,950		\$ 7,524,950

* For derivative assets and derivative liabilities, the amount offset shall agree to Schedule DB, Part D, Section 1

- O. 5GI Securities
Not Applicable.
- P. Short Sales
Not Applicable.
- Q. Prepayment Penalty and Acceleration Fees

	<u>General Account</u>	<u>Separate Account</u>
1. Number of CUSIPs	12	
2. Aggregate Amount of Investment Income	\$ 1,791,701	

- R. Reporting Entity's Share of Cash Pool by Asset Type
Not Applicable.

NOTE 6 Joint Ventures, Partnerships and Limited Liability Companies
No Changes.

NOTE 7 Investment Income
No Changes.

NOTE 8 Derivative Instruments
No Changes.

NOTE 9 Income Taxes
No Changes.

NOTE 10 Information Concerning Parent, Subsidiaries, Affiliates and Other Related Parties
No Changes.

NOTES TO FINANCIAL STATEMENTS

NOTE 11 Debt

A. Not Applicable.

B. FHLB (Federal Home Loan Bank) Agreements

(1) On February 13, 2018, the Company became a member of the Federal Home Loan Bank of New York. Through its membership, the Company has conducted business activity with the FHLBNY. It is part of the Company's strategy to utilize these funds as a source to improve spread lending liquidity and as a source of backup liquidity. New York State Department of Financial Services permits Guardian Life to pledge collateral to the FHLBNY in an amount of up to 5% of its year-end statutory net admitted assets, excluding separate account assets. Based on Guardian Life's statutory net admitted assets the 5% limitation equates to a maximum borrowing capacity of \$4,025,815,672 as of September 30, 2023 and \$3,799,925,735 as of December 31, 2022.

(2) FHLB Capital Stock

a. Aggregate Totals

	1 Total 2+3	2 General Account	3 Separate Accounts
1. Current Year			
(a) Membership Stock - Class A	\$ -		
(b) Membership Stock - Class B	\$ 10,634,800	\$ 10,634,800	
(c) Activity Stock	\$ 69,226,700	\$ 69,226,700	
(d) Excess Stock	\$ -		
(e) Aggregate Total (a+b+c+d)	\$ 79,861,500	\$ 79,861,500	\$ -
(f) Actual or estimated Borrowing Capacity as Determined by the Insurer	\$ 4,025,815,672	XXX	XXX
2. Prior Year-end			
(a) Membership Stock - Class A	\$ -	\$ -	\$ -
(b) Membership Stock - Class B	\$ 9,885,800	\$ 9,885,800	\$ -
(c) Activity Stock	\$ 29,821,500	\$ 29,821,500	\$ -
(d) Excess Stock	\$ -	\$ -	\$ -
(e) Aggregate Total (a+b+c+d)	\$ 39,707,300	\$ 39,707,300	\$ -
(f) Actual or estimated Borrowing Capacity as Determined by the Insurer	\$ 3,799,925,735	XXX	XXX

11B(2)a1(f) should be equal to or greater than 11B(4)a1(d)

11B(2)a2(f) should be equal to or greater than 11B(4)a2(d)

b. Membership Stock (Class A and B) Eligible and Not Eligible for Redemption

			Eligible for Redemption			
	1	2	3	4	5	6
	Current Year Total (2+3+4+5+6)	Not Eligible for Redemption	Less Than 6 Months	6 Months to Less Than 1 Year	1 to Less Than 3 Years	3 to 5 Years
Membership Stock						
1. Class A	\$ -					
2. Class B	\$ 10,634,800	\$ 10,634,800				

11B(2)b1 Current Year Total (Column 1) should equal 11B(2)a1(a) Total (Column 1)

11B(2)b2 Current Year Total (Column 1) should equal 11B(2)a1(b) Total (Column 1)

(3) Collateral Pledged to FHLB

a. Amount Pledged as of Reporting Date

	1 Fair Value	2 Carrying Value	3 Aggregate Total Borrowing
1. Current Year Total General and Separate Accounts Total Collateral Pledged (Lines 2+3)	\$ 2,052,332,521	\$ 2,267,622,038	\$ 1,538,369,158
2. Current Year General Account Total Collateral Pledged	\$ 2,052,332,521	\$ 2,267,622,038	\$ 1,538,369,158
3. Current Year Separate Accounts Total Collateral Pledged			
4. Prior Year-end Total General and Separate Accounts Total Collateral Pledged	\$ 864,044,462	\$ 949,822,492	\$ 662,700,000

11B(3)a1 (Columns 1, 2 and 3) should be equal to or less than 11B(3)b1 (Columns 1, 2 and 3 respectively)

11B(3)a2 (Columns 1, 2 and 3) should be equal to or less than 11B(3)b2 (Columns 1, 2 and 3 respectively)

11B(3)a3 (Columns 1, 2 and 3) should be equal to or less than 11B(3)b3 (Columns 1, 2 and 3 respectively)

11B(3)a4 (Columns 1, 2 and 3) should be equal to or less than 11B(3)b4 (Columns 1, 2 and 3 respectively)

b. Maximum Amount Pledged During Reporting Period

	1 Fair Value	2 Carrying Value	3 Amount Borrowed at Time of Maximum Collateral
1. Current Year Total General and Separate Accounts Maximum Collateral Pledged (Lines 2+3)	\$ 2,052,332,521	\$ 2,267,622,038	\$ 1,538,369,158
2. Current Year General Account Maximum Collateral Pledged	\$ 2,052,332,521	\$ 2,267,622,038	\$ 1,538,369,158
3. Current Year Separate Accounts Maximum Collateral Pledged			
4. Prior Year-end Total General and Separate Accounts Maximum Collateral Pledged	\$ 1,193,958,579	\$ 1,333,370,189	\$ 921,000,000

NOTES TO FINANCIAL STATEMENTS

(4) Borrowing from FHLB

a. Amount as of Reporting Date

	1	2	3	4
	Total 2+3	General Account	Separate Accounts	Funding Agreements Reserves Established
1. Current Year				
(a) Debt	\$ -			XXX
(b) Funding Agreements	\$ 1,538,369,158	\$ 1,538,369,158		
(c) Other	\$ -			XXX
(d) Aggregate Total (a+b+c)	\$ 1,538,369,158	\$ 1,538,369,158	\$ -	\$ -
2. Prior Year end				
(a) Debt	\$ -	\$ -	\$ -	XXX
(b) Funding Agreements	\$ 662,700,000	\$ 662,700,000	\$ -	\$ -
(c) Other	\$ -	\$ -	\$ -	XXX
(d) Aggregate Total (a+b+c)	\$ 662,700,000	\$ 662,700,000	\$ -	\$ -

b. Maximum Amount During Reporting Period (Current Year)

	1	2	3
	Total 2+3	General Account	Separate Accounts
1. Debt	\$ -		
2. Funding Agreements	\$ 1,538,369,158	\$ 1,538,369,158	
3. Other	\$ -		
4. Aggregate Total (1+2+3)	\$ 1,538,369,158	\$ 1,538,369,158	\$ -

11B(4)b4 (Columns 1, 2 and 3) should be equal to or greater than 11B(4)a1(d) (Columns 1, 2 and 3 respectively)

c. FHLB - Prepayment Obligations

	Does the company have prepayment obligations under the following arrangements (YES/NO)?
1. Debt	No
2. Funding Agreements	No
3. Other	No

NOTE 12 Retirement Plans, Deferred Compensation, Postemployment Benefits and Compensated Absences and Other Postretirement Benefit PlansA. Defined Benefit Plan
(1) - (3) No Changes.

	Pension Benefits		Postretirement Benefits		Special or Contractual Benefits Per SSAP No. 11	
	2023	2022	2023	2022	2023	2022
(4) Components of net periodic benefit cost						
a. Service cost	\$ 22,595,568	\$ 47,098,818	\$ 1,648,640	\$ 2,913,188	\$ -	-
b. Interest cost	\$ 91,110,308	\$ 95,333,901	\$ 6,813,554	\$ 5,836,861	\$ -	-
c. Expected return on plan assets	\$ (89,376,914)	\$ (163,174,264)	\$ (4,017,371)	\$ (9,260,751)	\$ -	-
d. Transition asset or obligation	\$ -	\$ -	\$ -	\$ -	\$ -	-
e. Gains and losses	\$ 21,323,157	\$ 62,735,330	\$ 3,751,002	\$ 3,603,984	\$ -	-
f. Prior service cost or credit	\$ -	\$ -	\$ (5,814,868)	\$ (6,721,142)	\$ -	-
g. Gain or loss recognized due to a settlement or curtailment	\$ -	\$ 25,327,626	\$ -	\$ -	\$ -	-
h. Total net periodic benefit cost	\$ 45,652,119	\$ 67,321,411	\$ 2,380,957	\$ (3,627,860)	\$ -	-

(5) - (21) No Changes.

B-H. No Changes.

I. Plan Amendments.

NOTE 13 Capital and Surplus, Dividend Restrictions and Quasi-Reorganizations
(A) - (M) No Changes.**NOTE 14 Liabilities, Contingencies and Assessments**A. Contingent Commitments
No Changes.**NOTE 15 Leases**A. Lessee Operating Lease:
No Changes.**NOTE 16 Information About Financial Instruments With Off-Balance Sheet Risk and Financial Instruments With Concentrations of Credit Risk**

No Changes.

NOTE 17 Sale, Transfer and Servicing of Financial Assets and Extinguishments of LiabilitiesA. Transfers of Receivables Reported as Sales
No Changes.B. Transfer and Servicing of Financial Assets
No Changes.C. Wash Sales
No Changes.

NOTES TO FINANCIAL STATEMENTS

NOTE 18 Gain or Loss to the Reporting Entity from Uninsured Plans and the Uninsured Portion of Partially Insured Plans

- A. ASO Plans:
No Changes.
- B. ASC Plans:
No Changes.
- C. Medicare or Similarly Structured Cost Based Reimbursement Contract
No Changes.

NOTE 19 Direct Premium Written/Produced by Managing General Agents/Third Party Administrators

No Changes.

NOTE 20 Fair Value Measurements

A.

(1) Fair Value Measurements at Reporting Date

Description for each class of asset or liability	(Level 1)	(Level 2)	(Level 3)	Net Asset Value (NAV)	Total
a. Assets at fair value					
Bonds - Industrial and Misc		\$ 11,413,713			\$ 11,413,713
Common Stock - Industrial and Misc		\$ 294,036	\$ 80,195,158	\$ 30,177,341	\$ 110,666,535
Index Participation Feature			\$ 11,120,993		\$ 11,120,993
Total assets at fair value/NAV	\$ -	\$ 11,707,749	\$ 91,316,151	\$ 30,177,341	\$ 133,201,241

(2) Fair Value Measurements in (Level 3) of the Fair Value hierarchy

Description	Ending Balance as of Prior Quarter End	Transfers into Level 3	Transfers out of Level 3	Total gains and (losses) included in Net Income	Total gains and (losses) included in Surplus	Purchases	Issuances	Sales	Settlements	Ending Balance for Current Quarter End
a. Assets										
Common Stock Industrial & Misc	\$ 65,277,058					\$ 16,223,100		\$ (1,305,000)		\$ 80,195,158
Index Participation	\$ 13,776,860	\$ 228,593	\$ (3,812,736)			\$ 2,831,450		\$ (1,903,173)		\$ 11,120,994
Total Assets	\$ 79,053,918	\$ 228,593	\$ (3,812,736)	\$ -	\$ -	\$ 19,054,550	\$ -	\$ (3,208,173)	\$ -	\$ 91,316,152

(3) Transfers into and out of Level 3 are due to changes in Market Value of the investments held at this level during the reporting period.

(4) The Company obtains the fair value of financial instruments held in its portfolio from various sources. These sources include published market quotes for active market exchange traded instruments, third party pricing vendors, investment banks which are lead market makers in certain markets, broker quotes and the use of internal valuation models that use market observable inputs when available and Company derived inputs when external inputs are not available or deemed to be inaccurate.

Bonds:

Estimated fair values for bonds, other than private placement securities, are based on values provided by a third party pricing vendor using primarily observable market inputs. Observable inputs include benchmark yields, reported trades, market dealer quotes, issuer spreads, two-sided markets, benchmark securities, bids, offers and reference data.

Common Stock:

Estimated fair value for unaffiliated common stock is determined using a quoted market price where available. When the Company cannot obtain a quoted market price directly, it relies on values provided by a third party pricing vendor, or values determined by estimates and assumptions based on internally derived information. The pricing vendor values these securities using observable market inputs, including reported trades, market dealer quotes, bids, offers and reference data. The fair value of common stock was \$110,666,535 at September 30, 2023. \$0 was valued based on quoted market prices from an active market for that identical investment and \$294,036 was valued based on quotes from third party pricing vendors for identical investments in markets that are not actively traded, or for similar investments that are actively traded and model derived valuations whose inputs are observable or whose significant value drivers are observable. Common stocks with an aggregate fair value of \$80,195,158 were determined by using estimates and assumptions based on internally derived information. Common stocks with an aggregate fair value of \$30,177,341 were determined by using Net Asset Value.

Mortgage Loans:

The estimated fair value of the mortgage loan portfolio is derived primarily using a loan value matrix using significant unobservable inputs. The inputs used in the matrix include (1) the weighted average cash flow and average term to maturity for each individual loan; (2) a base spread over the U.S. Treasury rate and (3) an internally computed credit rating that is used to derive the appropriate credit spread. At September 30, 2023, there were no mortgage loans carried at fair value.

Surplus Notes:

Estimated fair values for surplus notes are based on values provided by a third party pricing vendor using primarily observable market inputs. Observable inputs include benchmark yields, reported trades, market dealer quotes, issuer spreads, two-sided markets, benchmark securities, bids, offers and reference data.

Real Estate:

Real estate properties that are designated as held for sale are carried on the balance sheet at the lower of their depreciated cost basis adjusted for any previous impairment write-downs or fair value less cost to sell. At September 30, 2023, the Company had no property in the held for sale category. The fair value of this property is based on what management believes to be a market price based on a bid received at auction from a third party.

Derivatives:

Derivative instruments are valued through the use of quoted market prices for exchange-traded derivatives (Level 1), third party pricing model and a third party pricing service for over-the-counter ("OTC") traded derivatives (Level 2) and by using internally developed estimates and assumptions when no quoted market price or third party vendor price is available.

(5) Not Applicable.

NOTES TO FINANCIAL STATEMENTS

B. Not Applicable.

C. Aggregate fair value for all financial instruments and the level within the fair value hierarchy in which the fair value measurements in their entirety fall.

Type of Financial Instrument	Aggregate Fair Value	Admitted Assets	(Level 1)	(Level 2)	(Level 3)	Net Asset Value (NAV)	Not Practicable (Carrying Value)
Bonds	\$ 43,743,564,995	\$ 52,234,008,205	\$ 795,641,274	\$ 37,658,168,521	\$ 5,289,755,200		
Common Stock	\$ 110,666,535	\$ 110,666,535		\$ 294,036	\$ 80,195,158	\$ 30,177,341	
Mortgage Loans	\$ 5,959,754,257	\$ 6,572,074,839			\$ 5,959,754,257		
Surplus Notes	\$ 511,499,586	\$ 688,691,324		\$ 511,499,586			
Currency Swaps (Asset)	\$ 201,066,297	\$ 166,207,479			\$ 201,066,297		
Index Participation Feature	\$ 11,120,993	\$ 11,120,993			\$ 11,120,993		
Currency Swaps (Liability)	\$ 14,510,105	\$ 7,524,950			\$ 14,510,105		

D. Not Applicable.

E. The mutual funds valued at NAV are priced by dividing the daily NAV by the number of shares outstanding. As a result, the shares will never be sold for below NAV.

NOTE 21 Other Items

A. Unusual or Infrequent Items
No Changes.

B. Troubled Debt Restructuring: Debtors
No Changes.

C. Other Disclosures
No Changes.

D. Business Interruption Insurance Recoveries
No Changes.

E. State Transferable and Non-transferable Tax Credits
No Changes.

F. Subprime Mortgage Related Risk Exposure
No Changes.

G. Retained Assets
No Changes.

H. Insurance-Linked Securities (ILS) Contracts
No Changes.

I. The Amount That Could Be Realized on Life Insurance Where the Reporting Entity is Owner and Beneficiary or Has Otherwise Obtained Rights to Control the Policy
No Changes.

NOTE 22 Events Subsequent

No Changes.

NOTE 23 Reinsurance

A. Ceded Reinsurance Report
No Changes.

NOTE 24 Retrospectively Rated Contracts & Contracts Subject to Redetermination

A. Disclose the method used by the reporting entity to estimate accrued retrospective premium adjustments.
No Changes.

B. Disclose whether accrued retrospective premium are recorded through written premium or as an adjustment to earned premium.
No Changes

C. Disclose the amount of net premiums written that are subject to retrospective rating features, as well as the corresponding percentage to total net premiums written.
No Changes.

D. Medical loss ratio rebates required pursuant to the Public Health Service Act.
No Changes.

E. Risk Sharing Provisions of the Affordable Care Act
No Changes.

NOTES TO FINANCIAL STATEMENTS

NOTE 25 Change in Incurred Losses and Loss Adjustment Expenses

Activity in the liability for unpaid accident & health claim reserves is summarized as follows:

	09/30/2023	12/31/2022
Balance of Unpaid A&H Claims and Claim Reserves, net of Reinsurance at January 1	\$ 4,799,293,089	\$ 4,548,885,222
Incurred related to:		
Current year	\$ 2,383,150,986	\$ 3,005,051,888
Prior Year	(235,673,862)	(132,552,000)
Total Incurred	\$ 2,147,477,124	\$ 2,872,499,888
Paid related to:		
Current year	\$ 1,483,708,597	\$ 1,920,502,688
Prior year	575,612,694	701,589,330
Total Paid	\$ 2,059,321,291	\$ 2,622,092,018
Balance of Unpaid A&H Claims and Claim Reserves, net of Reinsurance	\$ 4,887,448,923	\$ 4,799,293,092

NOTE 26 Intercompany Pooling Arrangements

No Changes.

NOTE 27 Structured Settlements

No Changes.

NOTE 28 Health Care Receivables

No Changes.

NOTE 29 Participating Policies

No Changes.

NOTE 30 Premium Deficiency Reserves

No Changes.

NOTE 31 Reserves for Life Contracts and Annuity Contracts

No Changes.

NOTE 32 Analysis of Annuity Actuarial Reserves and Deposit Type Contract Liabilities by Withdrawal Characteristics

No Changes.

NOTE 33 Analysis of Life Actuarial Reserves by Withdrawal Characteristics

No Changes.

NOTE 34 Premium & Annuity Considerations Deferred and Uncollected

No Changes.

NOTE 35 Separate Accounts

No Changes.

NOTE 36 Loss/Claim Adjustment Expenses

No Changes.

STATEMENT AS OF SEPTEMBER 30, 2023 OF THE GUARDIAN LIFE INSURANCE COMPANY OF AMERICA
GENERAL INTERROGATORIES

PART 1 - COMMON INTERROGATORIES

GENERAL

- 1.1 Did the reporting entity experience any material transactions requiring the filing of Disclosure of Material Transactions with the State of Domicile, as required by the Model Act? Yes [] No [X]
- 1.2 If yes, has the report been filed with the domiciliary state? Yes [] No []
- 2.1 Has any change been made during the year of this statement in the charter, by-laws, articles of incorporation, or deed of settlement of the reporting entity? Yes [] No [X]
- 2.2 If yes, date of change:
- 3.1 Is the reporting entity a member of an Insurance Holding Company System consisting of two or more affiliated persons, one or more of which is an insurer? Yes [] No [X]
 If yes, complete Schedule Y, Parts 1 and 1A.
- 3.2 Have there been any substantial changes in the organizational chart since the prior quarter end? Yes [] No [X]
- 3.3 If the response to 3.2 is yes, provide a brief description of those changes.

- 3.4 Is the reporting entity publicly traded or a member of a publicly traded group? Yes [] No [X]
- 3.5 If the response to 3.4 is yes, provide the CIK (Central Index Key) code issued by the SEC for the entity/group.
- 4.1 Has the reporting entity been a party to a merger or consolidation during the period covered by this statement? Yes [] No [X]
- 4.2 If yes, provide the name of the entity, NAIC Company Code, and state of domicile (use two letter state abbreviation) for any entity that has ceased to exist as a result of the merger or consolidation.

1 Name of Entity	2 NAIC Company Code	3 State of Domicile
.....

5. If the reporting entity is subject to a management agreement, including third-party administrator(s), managing general agent(s), attorney-in-fact, or similar agreement, have there been any significant changes regarding the terms of the agreement or principals involved? Yes [] No [X] N/A []
 If yes, attach an explanation.

- 6.1 State as of what date the latest financial examination of the reporting entity was made or is being made. 12/31/2018
- 6.2 State the as of date that the latest financial examination report became available from either the state of domicile or the reporting entity. This date should be the date of the examined balance sheet and not the date the report was completed or released. 12/31/2018
- 6.3 State as of what date the latest financial examination report became available to other states or the public from either the state of domicile or the reporting entity. This is the release date or completion date of the examination report and not the date of the examination (balance sheet date). 06/30/2020
- 6.4 By what department or departments?
 New York State Department of Financial Services
- 6.5 Have all financial statement adjustments within the latest financial examination report been accounted for in a subsequent financial statement filed with Departments? Yes [] No [] N/A [X]
- 6.6 Have all of the recommendations within the latest financial examination report been complied with? Yes [] No [] N/A [X]
- 7.1 Has this reporting entity had any Certificates of Authority, licenses or registrations (including corporate registration, if applicable) suspended or revoked by any governmental entity during the reporting period? Yes [] No [X]
- 7.2 If yes, give full information:

- 8.1 Is the company a subsidiary of a bank holding company regulated by the Federal Reserve Board? Yes [] No [X]
- 8.2 If response to 8.1 is yes, please identify the name of the bank holding company.

- 8.3 Is the company affiliated with one or more banks, thrifts or securities firms? Yes [X] No []
- 8.4 If response to 8.3 is yes, please provide below the names and location (city and state of the main office) of any affiliates regulated by a federal regulatory services agency [i.e. the Federal Reserve Board (FRB), the Office of the Comptroller of the Currency (OCC), the Federal Deposit Insurance Corporation (FDIC) and the Securities Exchange Commission (SEC)] and identify the affiliate's primary federal regulator.

1 Affiliate Name	2 Location (City, State)	3 FRB	4 OCC	5 FDIC	6 SEC
Park Avenue Investment Advisory, LLC	New York, NYNO...	...NO...	...NO...	...YES...
Park Avenue Institutional Advisers LLC	New York, NYNO...	...NO...	...NO...	...YES...
Park Avenue Securities LLC	New York, NYNO...	...NO...	...NO...	...YES...

GENERAL INTERROGATORIES

- 9.1 Are the senior officers (principal executive officer, principal financial officer, principal accounting officer or controller, or persons performing similar functions) of the reporting entity subject to a code of ethics, which includes the following standards? Yes [X] No []
- (a) Honest and ethical conduct, including the ethical handling of actual or apparent conflicts of interest between personal and professional relationships;
- (b) Full, fair, accurate, timely and understandable disclosure in the periodic reports required to be filed by the reporting entity;
- (c) Compliance with applicable governmental laws, rules and regulations;
- (d) The prompt internal reporting of violations to an appropriate person or persons identified in the code; and
- (e) Accountability for adherence to the code.
- 9.11 If the response to 9.1 is No, please explain:
- 9.2 Has the code of ethics for senior managers been amended? Yes [X] No []
- 9.21 If the response to 9.2 is Yes, provide information related to amendment(s).
 No material changes to the spirit or requirements of Guardian's Code of Conduct were made. However, updates related cybersecurity, intellectual property, corporate impact and other minor updates, as well as overall proofing to follow new brand guidelines have been implemented.
- 9.3 Have any provisions of the code of ethics been waived for any of the specified officers? Yes [] No [X]
- 9.31 If the response to 9.3 is Yes, provide the nature of any waiver(s).

FINANCIAL

- 10.1 Does the reporting entity report any amounts due from parent, subsidiaries or affiliates on Page 2 of this statement? Yes [X] No []
- 10.2 If yes, indicate any amounts receivable from parent included in the Page 2 amount: \$

INVESTMENT

- 11.1 Were any of the stocks, bonds, or other assets of the reporting entity loaned, placed under option agreement, or otherwise made available for use by another person? (Exclude securities under securities lending agreements.) Yes [] No [X]
- 11.2 If yes, give full and complete information relating thereto:
12. Amount of real estate and mortgages held in other invested assets in Schedule BA: \$
13. Amount of real estate and mortgages held in short-term investments: \$
- 14.1 Does the reporting entity have any investments in parent, subsidiaries and affiliates? Yes [X] No []
- 14.2 If yes, please complete the following:

	1 Prior Year-End Book/Adjusted Carrying Value	2 Current Quarter Book/Adjusted Carrying Value
14.21 Bonds	\$ 164,750,000	\$ 164,750,000
14.22 Preferred Stock	\$	\$
14.23 Common Stock	\$ 1,187,914,486	\$ 1,155,746,565
14.24 Short-Term Investments	\$	\$
14.25 Mortgage Loans on Real Estate	\$	\$
14.26 All Other	\$ 1,182,699,422	\$ 1,241,646,398
14.27 Total Investment in Parent, Subsidiaries and Affiliates (Subtotal Lines 14.21 to 14.26)	\$ 2,535,363,908	\$ 2,562,142,963
14.28 Total Investment in Parent included in Lines 14.21 to 14.26 above	\$	\$

- 15.1 Has the reporting entity entered into any hedging transactions reported on Schedule DB? Yes [X] No []
- 15.2 If yes, has a comprehensive description of the hedging program been made available to the domiciliary state? Yes [X] No [] N/A []
 If no, attach a description with this statement.
16. For the reporting entity's security lending program, state the amount of the following as of the current statement date:
- 16.1 Total fair value of reinvested collateral assets reported on Schedule DL, Parts 1 and 2 \$ 1,082,718,452
- 16.2 Total book/adjusted carrying value of reinvested collateral assets reported on Schedule DL, Parts 1 and 2 \$ 1,111,279,570
- 16.3 Total payable for securities lending reported on the liability page \$ 1,082,718,452

STATEMENT AS OF SEPTEMBER 30, 2023 OF THE GUARDIAN LIFE INSURANCE COMPANY OF AMERICA
GENERAL INTERROGATORIES

17. Excluding items in Schedule E - Part 3 - Special Deposits, real estate, mortgage loans and investments held physically in the reporting entity's offices, vaults or safety deposit boxes, were all stocks, bonds and other securities, owned throughout the current year held pursuant to a custodial agreement with a qualified bank or trust company in accordance with Section 1, III - General Examination Considerations, F. Outsourcing of Critical Functions, Custodial or Safekeeping Agreements of the NAIC Financial Condition Examiners Handbook? Yes [X] No []
- 17.1 For all agreements that comply with the requirements of the NAIC Financial Condition Examiners Handbook, complete the following:

1 Name of Custodian(s)	2 Custodian Address
JP Morgan Chase	270 Park Avenue, Floor 41, New York, NY 10017

- 17.2 For all agreements that do not comply with the requirements of the NAIC Financial Condition Examiners Handbook, provide the name, location and a complete explanation:

1 Name(s)	2 Location(s)	3 Complete Explanation(s)
.....

- 17.3 Have there been any changes, including name changes, in the custodian(s) identified in 17.1 during the current quarter? Yes [] No [X]
- 17.4 If yes, give full information relating thereto:

1 Old Custodian	2 New Custodian	3 Date of Change	4 Reason
.....

- 17.5 Investment management – Identify all investment advisors, investment managers, broker/dealers, including individuals that have the authority to make investment decisions on behalf of the reporting entity. For assets that are managed internally by employees of the reporting entity, note as such. ["...that have access to the investment accounts"; "...handle securities"]

1 Name of Firm or Individual	2 Affiliation
Andrew Liggio	I.....
Christopher Alexander	I.....
Danielle Depippo	I.....
David Padulo	I.....
Demetrios Tsaparas	I.....
John Blaney	I.....
John Gargana	I.....
Martin Vernon	I.....
Rob Crimmins	I.....
Rob Simmons	I.....
Rohan Williamson	I.....
William Lee	I.....
Xiaocun Lu	I.....
Xiaolong Sun	I.....
Alliance Bernstein	U.....

- 17.5097 For those firms/individuals listed in the table for Question 17.5, do any firms/individuals unaffiliated with the reporting entity (i.e. designated with a "U") manage more than 10% of the reporting entity's invested assets?..... Yes [] No [X]
- 17.5098 For firms/individuals unaffiliated with the reporting entity (i.e. designated with a "U") listed in the table for Question 17.5, does the total assets under management aggregate to more than 50% of the reporting entity's invested assets?..... Yes [] No [X]

- 17.6 For those firms or individuals listed in the table for 17.5 with an affiliation code of "A" (affiliated) or "U" (unaffiliated), provide the information for the table below.

1	2	3	4	5
Central Registration Depository Number	Name of Firm or Individual	Legal Entity Identifier (LEI)	Registered With	Investment Management Agreement (IMA) Filed
.....

- 18.1 Have all the filing requirements of the Purposes and Procedures Manual of the NAIC Investment Analysis Office been followed? Yes [X] No []
- 18.2 If no, list exceptions:

19. By self-designating 5GI securities, the reporting entity is certifying the following elements for each self-designated 5GI security:
 a. Documentation necessary to permit a full credit analysis of the security does not exist or an NAIC CRP credit rating for an FE or PL security is not available.
 b. Issuer or obligor is current on all contracted interest and principal payments.
 c. The insurer has an actual expectation of ultimate payment of all contracted interest and principal.
 Has the reporting entity self-designated 5GI securities? Yes [] No [X]

20. By self-designating PLGI securities, the reporting entity is certifying the following elements of each self-designated PLGI security:
 a. The security was purchased prior to January 1, 2018.
 b. The reporting entity is holding capital commensurate with the NAIC Designation reported for the security.
 c. The NAIC Designation was derived from the credit rating assigned by an NAIC CRP in its legal capacity as a NRSRO which is shown on a current private letter rating held by the insurer and available for examination by state insurance regulators.
 d. The reporting entity is not permitted to share this credit rating of the PL security with the SVO.
 Has the reporting entity self-designated PLGI securities? Yes [] No [X]

21. By assigning FE to a Schedule BA non-registered private fund, the reporting entity is certifying the following elements of each self-designated FE fund:
 a. The shares were purchased prior to January 1, 2019.
 b. The reporting entity is holding capital commensurate with the NAIC Designation reported for the security.
 c. The security had a public credit rating(s) with annual surveillance assigned by an NAIC CRP in its legal capacity as an NRSRO prior to January 1, 2019.
 d. The fund only or predominantly holds bonds in its portfolio.
 e. The current reported NAIC Designation was derived from the public credit rating(s) with annual surveillance assigned by an NAIC CRP in its legal capacity as an NRSRO.
 f. The public credit rating(s) with annual surveillance assigned by an NAIC CRP has not lapsed.
 Has the reporting entity assigned FE to Schedule BA non-registered private funds that complied with the above criteria? Yes [] No [X]

STATEMENT AS OF SEPTEMBER 30, 2023 OF THE GUARDIAN LIFE INSURANCE COMPANY OF AMERICA
GENERAL INTERROGATORIES

PART 2 - LIFE AND ACCIDENT AND HEALTH COMPANIES/FRATERNAL BENEFIT SOCIETIES

Life and Accident Health Companies/Fraternal Benefit Societies:

1. Report the statement value of mortgage loans at the end of this reporting period for the following categories: 1
Amount
- 1.1 Long-Term Mortgages In Good Standing
- 1.11 Farm Mortgages\$.....
- 1.12 Residential Mortgages\$.....
- 1.13 Commercial Mortgages\$..... 6,572,074,837
- 1.14 Total Mortgages in Good Standing\$..... 6,572,074,837
- 1.2 Long-Term Mortgages In Good Standing with Restructured Terms
- 1.21 Total Mortgages in Good Standing with Restructured Terms.....\$.....
- 1.3 Long-Term Mortgage Loans Upon which Interest is Overdue more than Three Months
- 1.31 Farm Mortgages\$.....
- 1.32 Residential Mortgages\$.....
- 1.33 Commercial Mortgages\$.....
- 1.34 Total Mortgages with Interest Overdue more than Three Months\$.....
- 1.4 Long-Term Mortgage Loans in Process of Foreclosure
- 1.41 Farm Mortgages\$.....
- 1.42 Residential Mortgages\$.....
- 1.43 Commercial Mortgages\$.....
- 1.44 Total Mortgages in Process of Foreclosure\$.....
- 1.5 Total Mortgage Loans (Lines 1.14 + 1.21 + 1.34 + 1.44) (Page 2, Column 3, Lines 3.1 + 3.2)\$..... 6,572,074,837
- 1.6 Long-Term Mortgages Foreclosed, Properties Transferred to Real Estate in Current Quarter
- 1.61 Farm Mortgages\$.....
- 1.62 Residential Mortgages\$.....
- 1.63 Commercial Mortgages\$.....
- 1.64 Total Mortgages Foreclosed and Transferred to Real Estate\$.....
2. Operating Percentages:
- 2.1 A&H loss percent 63.000 %
- 2.2 A&H cost containment percent %
- 2.3 A&H expense percent excluding cost containment expenses 34.000 %
- 3.1 Do you act as a custodian for health savings accounts? Yes [] No [X]
- 3.2 If yes, please provide the amount of custodial funds held as of the reporting date\$.....
- 3.3 Do you act as an administrator for health savings accounts? Yes [] No [X]
- 3.4 If yes, please provide the balance of the funds administered as of the reporting date\$.....
4. Is the reporting entity licensed or chartered, registered, qualified, eligible or writing business in at least two states? Yes [X] No []
- 4.1 If no, does the reporting entity assume reinsurance business that covers risks residing in at least one state other than the state of domicile of the reporting entity? Yes [] No []

Fraternal Benefit Societies Only:

- 5.1 In all cases where the reporting entity has assumed accident and health risks from another company, provisions should be made in this statement on account of such reinsurances for reserve equal to that which the original company would have been required to establish had it retained the risks. Has this been done? Yes [] No [] N/A []
- 5.2 If no, explain:

- 6.1 Does the reporting entity have outstanding assessments in the form of liens against policy benefits that have increased surplus? Yes [] No []
- 6.2 If yes, what is the date(s) of the original lien and the total outstanding balance of liens that remain in surplus?

Date	Outstanding Lien Amount
.....
.....

SCHEDULE S - CEDED REINSURANCE

Showing All New Reinsurance Treaties - Current Year to Date

1 NAIC Company Code	2 ID Number	3 Effective Date	4 Name of Reinsurer	5 Domiciliary Jurisdiction	6 Type of Reinsurance Ceded	7 Type of Business Ceded	8 Type of Reinsurer	9 Certified Reinsurer Rating (1 through 6)	10 Effective Date of Certified Reinsurer Rating
NONE									

STATEMENT AS OF SEPTEMBER 30, 2023 OF THE GUARDIAN LIFE INSURANCE COMPANY OF AMERICA
SCHEDULE T - PREMIUMS AND ANNUITY CONSIDERATIONS

Current Year To Date - Allocated by States and Territories

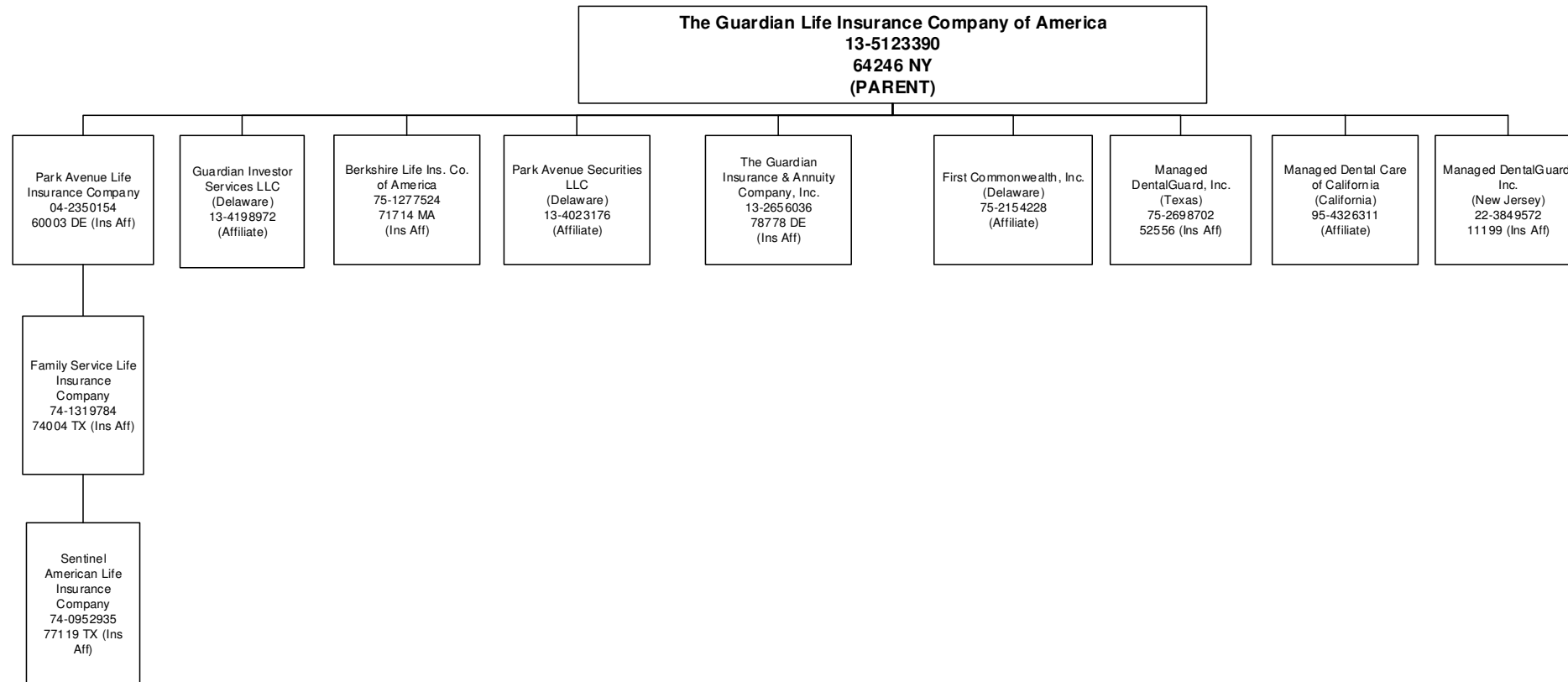
1	Life Contracts		Direct Business Only				
	2	3	4	5	6	7	
States, Etc.	Active Status (a)	Life Insurance Premiums	Annuity Considerations	Accident and Health Insurance Premiums, Including Policy, Membership and Other Fees	Other Considerations	Total Columns 2 Through 5	Deposit-Type Contracts
1. Alabama	AL	L	34,808,692	136,909	43,693,028	78,638,629	
2. Alaska	AK	L	1,938,283		1,276,864	3,215,148	
3. Arizona	AZ	L	37,437,619		29,361,672	66,799,291	
4. Arkansas	AR	L	8,145,274		11,156,953	19,302,227	
5. California	CA	L	268,719,243	670,008	518,264,700	787,653,951	
6. Colorado	CO	L	38,096,050	626,448	35,438,280	74,160,777	
7. Connecticut	CT	L	70,901,382	142,024	25,160,201	96,203,607	
8. Delaware	DE	L	11,288,791		5,107,544	16,396,335	
9. District of Columbia	DC	L	10,899,241	350,846	17,165,735	28,415,823	
10. Florida	FL	L	296,743,283	560,318	263,809,854	561,113,454	
11. Georgia	GA	L	127,429,365	1,105,733	93,303,937	221,839,034	17,955
12. Hawaii	HI	L	30,808,487		4,474,228	35,282,715	
13. Idaho	ID	L	3,590,693		4,457,577	8,048,270	
14. Illinois	IL	L	88,057,569	59,802	142,809,109	230,926,480	
15. Indiana	IN	L	46,784,254		61,535,443	108,319,697	
16. Iowa	IA	L	33,413,768		9,090,127	42,503,895	
17. Kansas	KS	L	10,918,107		22,805,443	33,723,550	
18. Kentucky	KY	L	19,382,330	128,163	28,683,624	48,194,117	
19. Louisiana	LA	L	32,408,119	139,963	36,852,970	69,401,052	
20. Maine	ME	L	10,110,243		5,595,350	15,705,592	
21. Maryland	MD	L	56,382,321	(16,000)	45,836,850	102,203,171	
22. Massachusetts	MA	L	130,958,607	131,527	106,498,054	237,588,188	2,735
23. Michigan	MI	L	44,141,932		69,173,402	113,315,334	
24. Minnesota	MN	L	43,845,556	114,035	25,551,594	69,511,185	
25. Mississippi	MS	L	18,430,133		32,401,163	50,831,296	
26. Missouri	MO	L	25,689,551		52,649,679	78,339,230	
27. Montana	MT	L	12,948,415		6,744,487	19,692,902	
28. Nebraska	NE	L	6,428,440	70,827	11,312,357	17,811,624	
29. Nevada	NV	L	40,281,691		18,492,761	58,774,452	
30. New Hampshire	NH	L	18,481,787		7,582,939	26,064,726	
31. New Jersey	NJ	L	356,864,657	133,838	109,056,161	466,054,656	25,000
32. New Mexico	NM	L	3,924,190		2,497,736	6,421,926	
33. New York	NY	L	753,749,392	1,259,400	410,552,552	1,165,561,344	4,679,299,192
34. North Carolina	NC	L	70,845,494	171,666	67,191,501	138,208,660	2,021,491
35. North Dakota	ND	L	4,947,800		2,293,093	7,240,893	
36. Ohio	OH	L	107,702,110	128,037	115,882,121	223,712,268	
37. Oklahoma	OK	L	17,620,944		22,871,250	40,492,194	
38. Oregon	OR	L	28,886,521		24,423,322	53,309,842	
39. Pennsylvania	PA	L	150,793,349		114,851,420	265,644,769	
40. Rhode Island	RI	L	6,372,755		1,554,177	7,926,932	
41. South Carolina	SC	L	47,798,594		45,223,324	93,021,918	
42. South Dakota	SD	L	2,607,343		2,483,423	5,090,766	
43. Tennessee	TN	L	55,678,722	305,160	53,154,347	109,138,229	346,939
44. Texas	TX	L	174,808,662	354,390	264,502,795	439,665,846	
45. Utah	UT	L	18,156,173		17,282,461	35,438,633	
46. Vermont	VT	L	3,793,716	225	1,061,222	4,855,163	
47. Virginia	VA	L	60,938,409	178,867	81,818,459	142,935,735	41,799
48. Washington	WA	L	27,544,534	65,000	18,569,846	46,179,380	
49. West Virginia	WV	L	8,070,142		11,211,252	19,281,394	
50. Wisconsin	WI	L	27,046,611		30,130,200	57,176,811	
51. Wyoming	WY	L	5,336,846		2,248,800	7,585,646	
52. American Samoa	AS	N	179			179	
53. Guam	GU	N					
54. Puerto Rico	PR	N	151,759		29,772	181,531	
55. U.S. Virgin Islands	VI	N	(481)		1,842	1,361	
56. Northern Mariana Islands	MP	N					
57. Canada	CAN	N	42,022		22,851	64,872	
58. Aggregate Other Aliens	OT	XXX	19,259,212		15,303	19,274,515	
59. Subtotal	XXX	3,532,408,879	6,817,186	3,135,215,153	6,674,441,218	4,681,755,111	
90. Reporting entity contributions for employee benefits plans	XXX	3,133,001		3,662,799	6,795,800		
91. Dividends or refunds applied to purchase paid-up additions and annuities	XXX	684,661,091	1,210,317		685,871,409		
92. Dividends or refunds applied to shorten endowment or premium paying period	XXX						
93. Premium or annuity considerations waived under disability or other contract provisions	XXX	18,816,410		6,871,450	25,687,861		
94. Aggregate or other amounts not allocable by State	XXX	232,245,360		1,187,855	233,433,215		
95. Totals (Direct Business)	XXX	4,471,264,741	8,027,503	3,146,937,257	7,626,229,502	4,681,755,111	
96. Plus Reinsurance Assumed	XXX	20,108,985		449,606,196	469,715,181		
97. Totals (All Business)	XXX	4,491,373,726	8,027,503	3,596,543,454	8,095,944,683	4,681,755,111	
98. Less Reinsurance Ceded	XXX	527,029,440		93,284,666	620,314,106		
99. Totals (All Business) less Reinsurance Ceded	XXX	3,964,344,286	8,027,503	3,503,258,787	7,475,630,577	4,681,755,111	
DETAILS OF WRITE-INS							
58001. Other Alien	XXX	19,259,212		15,303	19,274,515		
58002.	XXX						
58003.	XXX						
58998. Summary of remaining write-ins for Line 58 from overflow page	XXX						
58999. Totals (Lines 58001 through 58003 plus 58998)(Line 58 above)	XXX	19,259,212		15,303	19,274,515		
9401. Paid-up	XXX	158,139,552			158,139,552		
9402. Dividend accumulations applied as premium in states that do not allow a dividend deduction and non-taxable fees and charges	XXX	74,105,808		1,187,855	75,293,663		
9403.	XXX						
9498. Summary of remaining write-ins for Line 94 from overflow page	XXX						
9499. Totals (Lines 9401 through 9403 plus 9498)(Line 94 above)	XXX	232,245,360		1,187,855	233,433,215		

(a) Active Status Counts:

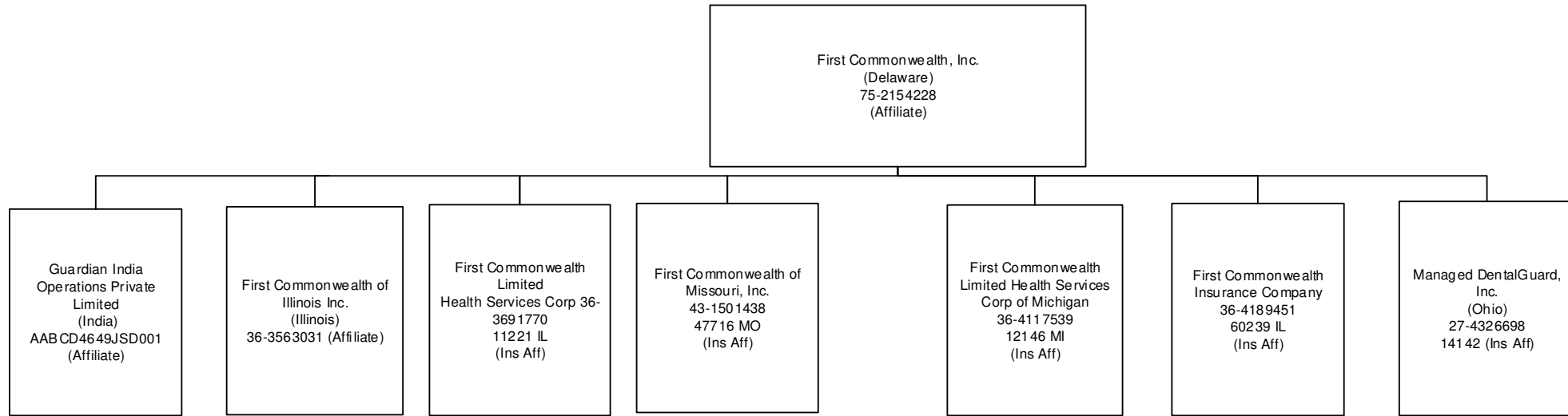
- 1. L - Licensed or Chartered - Licensed insurance carrier or domiciled RRG..... 51
- 2. R - Registered - Non-domiciled RRGs..... 5
- 3. E - Eligible - Reporting entities eligible or approved to write surplus lines in the state..... 6
- 4. Q - Qualified - Qualified or accredited reinsurer..... 6
- 5. N - None of the above - Not allowed to write business in the state..... 6

Premiums and annuity considerations are allocated on the basis of the address which has been designated by the policyholder for premium notice purposes.

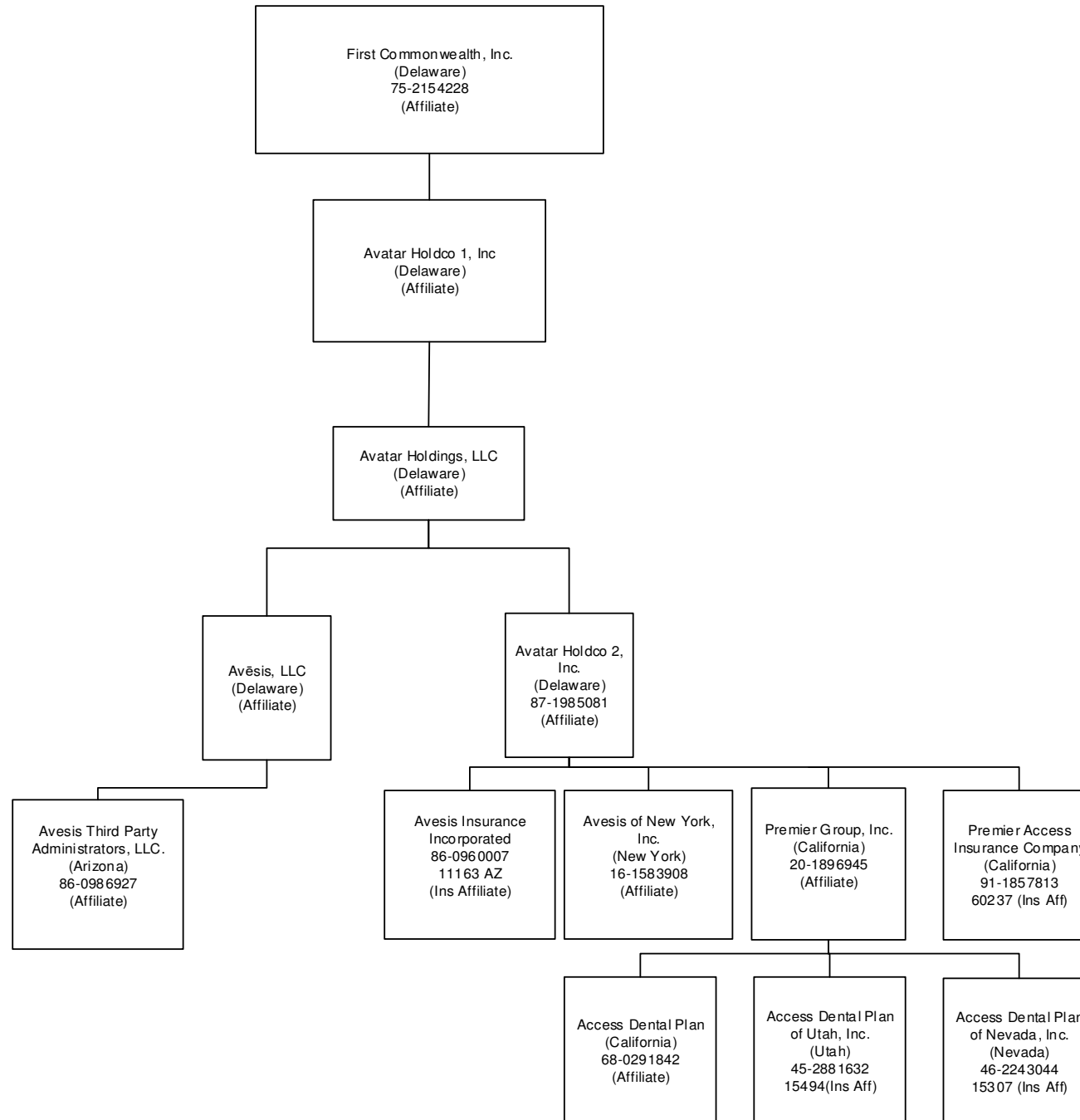
STATEMENT AS OF SEPTEMBER 30, 2023 OF THE GUARDIAN LIFE INSURANCE COMPANY OF AMERICA



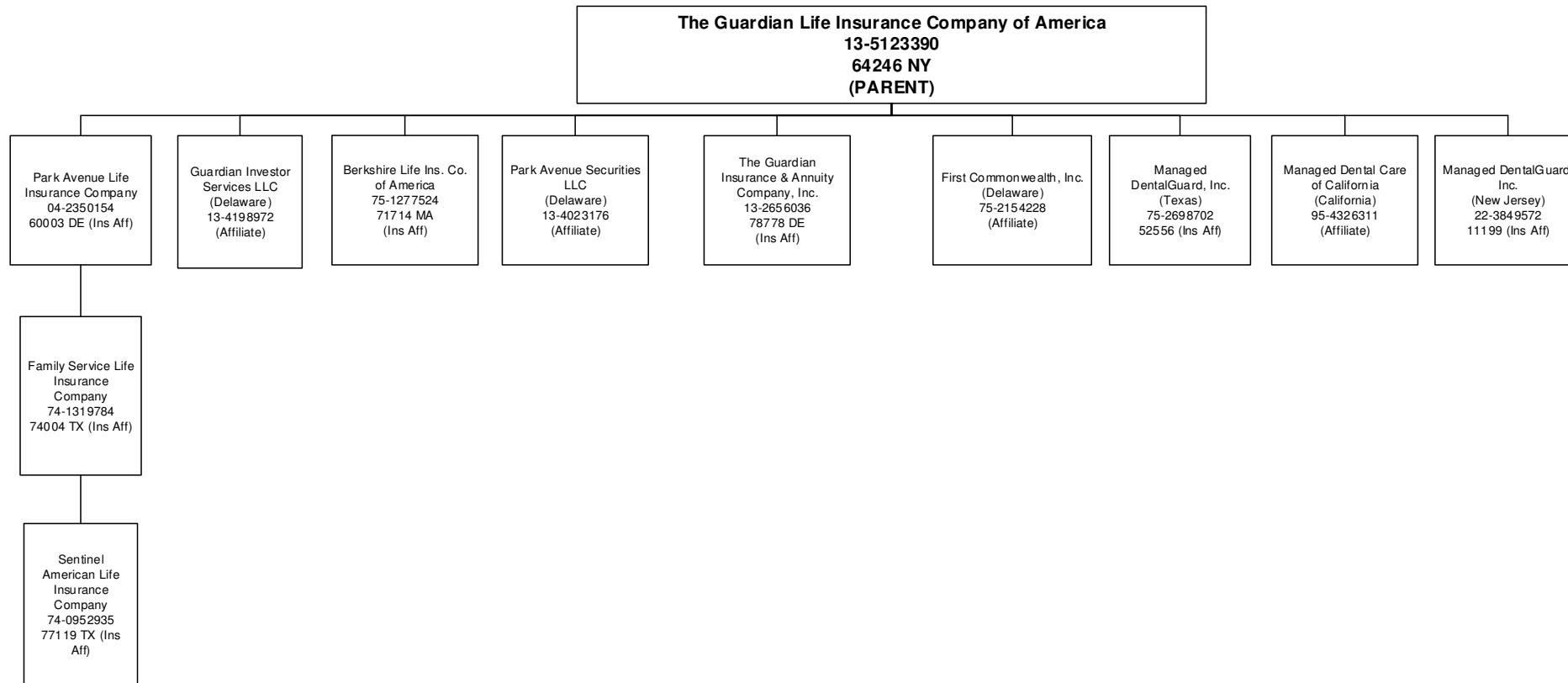
STATEMENT AS OF SEPTEMBER 30, 2023 OF THE GUARDIAN LIFE INSURANCE COMPANY OF AMERICA



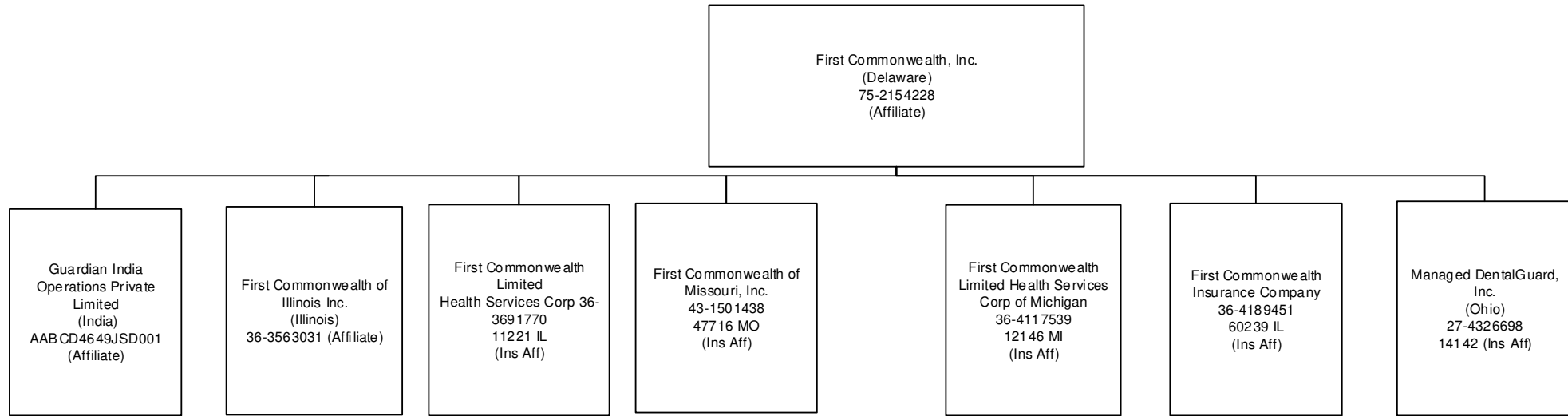
STATEMENT AS OF SEPTEMBER 30, 2023 OF THE GUARDIAN LIFE INSURANCE COMPANY OF AMERICA



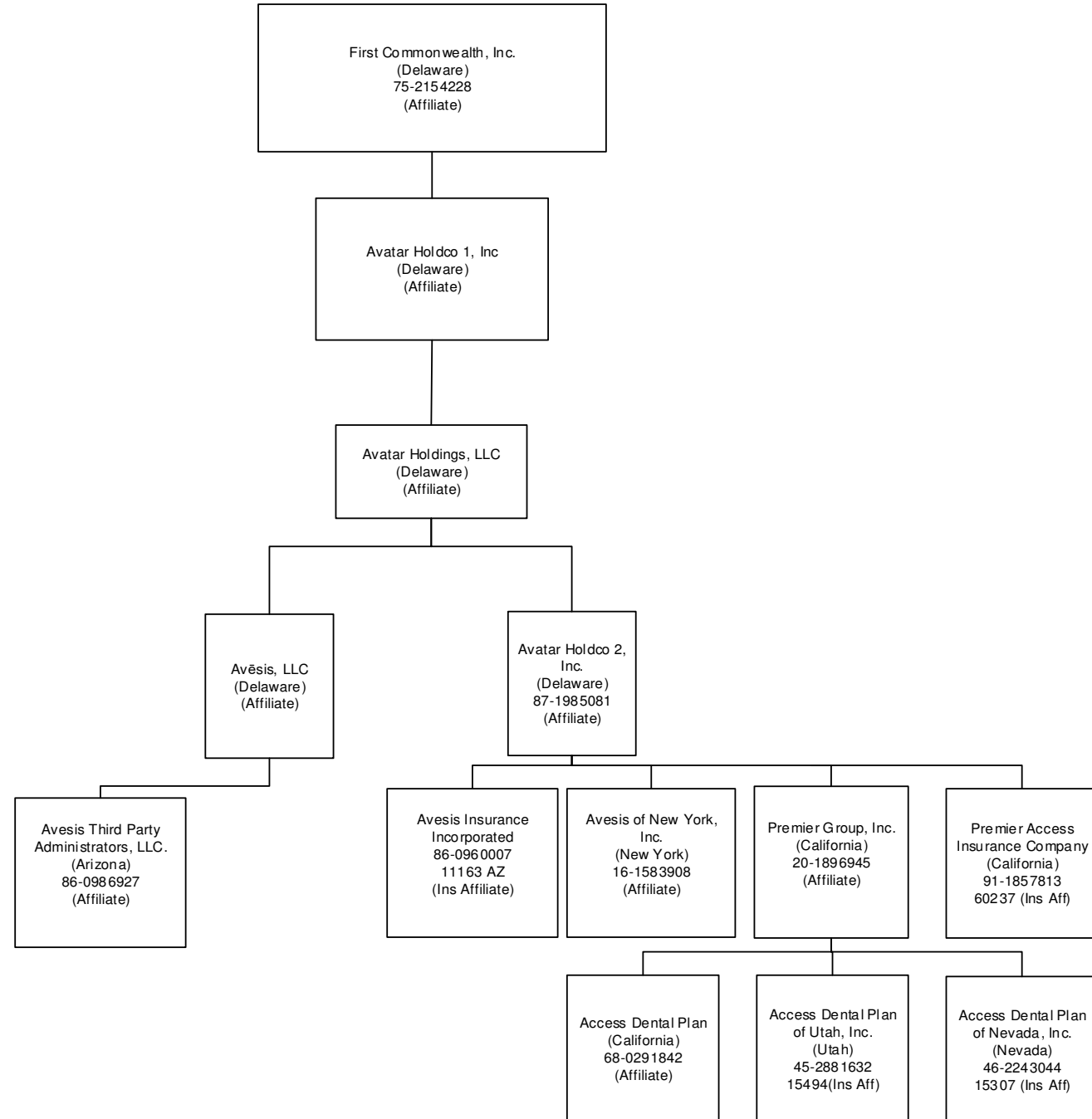
STATEMENT AS OF SEPTEMBER 30, 2023 OF THE GUARDIAN LIFE INSURANCE COMPANY OF AMERICA



STATEMENT AS OF SEPTEMBER 30, 2023 OF THE GUARDIAN LIFE INSURANCE COMPANY OF AMERICA



STATEMENT AS OF SEPTEMBER 30, 2023 OF THE GUARDIAN LIFE INSURANCE COMPANY OF AMERICA



STATEMENT AS OF SEPTEMBER 30, 2023 OF THE GUARDIAN LIFE INSURANCE COMPANY OF AMERICA

SCHEDULE Y

PART 1A - DETAIL OF INSURANCE HOLDING COMPANY SYSTEM

1	2	3	4	5	6	7	8	9	10	11	12	13	14	15	16
Group Code	Group Name	NAIC Company Code	ID Number	Federal RSSD	CIK	Name of Securities Exchange if Publicly Traded (U.S. or International)	Names of Parent, Subsidiaries Or Affiliates	Domi-ciliary Location	Relation-ship to Reporting Entity	Directly Controlled by (Name of Entity/Person)	Type of Control (Ownership, Board, Management, Attorney-in-Fact, Influence, Other)	If Control is Ownership Provide Percentage	Ultimate Controlling Entity(ies)/Person(s)	Is an SCA Filing Re-quired? (Yes/No)	*
.0429	The Guardian Life Insurance Co. of America	64246	13-5123390	3081309			The Guardian Life Insurance Co. of America	..NY		The Guardian Life Insurance Co. of America			The Guardian Life Insurance Co. of America	..NO	
.0429	The Guardian Life Insurance Co. of America	60003	04-2350154				Park Avenue Life Insurance Company	..DE	..IA	The Guardian Life Insurance Co. of America	Ownership	100.000	The Guardian Life Insurance Co. of America	..NO	
.0429	The Guardian Life Insurance Co. of America	74004	74-1319784				Family Service Life Insurance Company	..TX	..IA	Park Avenue Life Insurance Company	Ownership	100.000	The Guardian Life Insurance Co. of America	..NO	
.0429	The Guardian Life Insurance Co. of America	77119	74-0952935				Sentinel American Life Insurance Company	..TX	..IA	Family Service Life Insurance Company	Ownership	100.000	The Guardian Life Insurance Co. of America	..NO	
.0429	The Guardian Life Insurance Co. of America	78778	13-2656036				The Guardian Insurance & Annuity Co., Inc.	..DE	..IA	The Guardian Life Insurance Co. of America	Ownership	100.000	The Guardian Life Insurance Co. of America	..NO	
.0000	The Guardian Life Insurance Co. of America		13-4023176				Park Avenue Securities LLC	..DE	..NIA	The Guardian Life Insurance Co. of America	Ownership	100.000	The Guardian Life Insurance Co. of America	..NO	
.0000	The Guardian Life Insurance Co. of America		95-4326311				Managed Dental Care of California	..CA	..NIA	The Guardian Life Insurance Co. of America	Ownership	100.000	The Guardian Life Insurance Co. of America	..YES	
.0429	The Guardian Life Insurance Co. of America	11221	36-3691770				First Commonwealth Ltd Health Svs Corp	..IL	..IA	First Commonwealth Inc.	Ownership	100.000	The Guardian Life Insurance Co. of America	..NO	
.0000	The Guardian Life Insurance Co. of America		36-3563031				First Commonwealth of Illinois Inc.	..IL	..NIA	First Commonwealth Inc.	Ownership	100.000	The Guardian Life Insurance Co. of America	..NO	
.0429	The Guardian Life Insurance Co. of America	47716	43-1501438				First Commonwealth of Missouri, Inc.	..MO	..IA	First Commonwealth Inc.	Ownership	100.000	The Guardian Life Insurance Co. of America	..NO	
.0429	The Guardian Life Insurance Co. of America	12146	36-4117539				First Commonwealth Ltd Hlth Svs Corp of MI	..MI	..IA	First Commonwealth Inc.	Ownership	100.000	The Guardian Life Insurance Co. of America	..NO	
.0429	The Guardian Life Insurance Co. of America	60239	36-4189451				First Commonwealth Insurance Company	..IL	..IA	First Commonwealth Inc.	Ownership	100.000	The Guardian Life Insurance Co. of America	..NO	
.0000	The Guardian Life Insurance Co. of America		75-2154228				First Commonwealth Inc.	..DE	..NIA	The Guardian Life Insurance Co. of America	Ownership	100.000	The Guardian Life Insurance Co. of America	..YES	
.0429	The Guardian Life Insurance Co. of America	71714	75-1277524	2391878			Berkshire Life Insurance Company of America	..MA	..IA	The Guardian Life Insurance Co. of America	Ownership	100.000	The Guardian Life Insurance Co. of America	..NO	
.0429	The Guardian Life Insurance Co. of America	52556	75-2698702				Managed DentalGuard Inc. (Texas)	..TX	..IA	The Guardian Life Insurance Co. of America	Ownership	100.000	The Guardian Life Insurance Co. of America	..NO	
.0429	The Guardian Life Insurance Co. of America	11199	22-3849572				Managed DentalGuard Inc. (New Jersey)	..NJ	..IA	The Guardian Life Insurance Co. of America	Ownership	100.000	The Guardian Life Insurance Co. of America	..NO	
.0429	The Guardian Life Insurance Co. of America	14142	27-4326698				Managed DentalGuard Inc. (Ohio)	..OH	..IA	First Commonwealth Inc.	Ownership	100.000	The Guardian Life Insurance Co. of America	..NO	
.0000	The Guardian Life Insurance Co. of America		13-4198972				Guardian Investor Services LLC	..DE	..NIA	The Guardian Life Insurance Co. of America	Ownership	100.000	The Guardian Life Insurance Co. of America	..NO	
.0429	The Guardian Life Insurance Co. of America	60237	91-1857813				Premier Access Insurance Company	..CA	..IA	First Commonwealth Inc.	Ownership	100.000	The Guardian Life Insurance Co. of America	..NO	
.0429	The Guardian Life Insurance Co. of America	15494	45-2881632				Access Dental Plan of Utah, Inc.	..UT	..IA	First Commonwealth Inc.	Ownership	100.000	The Guardian Life Insurance Co. of America	..NO	
.0429	The Guardian Life Insurance Co. of America	15307	46-2243044				Access Dental Plan of Nevada, Inc.	..NV	..IA	First Commonwealth Inc.	Ownership	100.000	The Guardian Life Insurance Co. of America	..NO	
.0000	The Guardian Life Insurance Co. of America		68-0291842				Access Dental Plan	..CA	..NIA	First Commonwealth Inc.	Ownership	100.000	The Guardian Life Insurance Co. of America	..NO	
.0000	The Guardian Life Insurance Co. of America						Guardian India Operations Private Limited	..IND	..NIA	First Commonwealth Inc.	Ownership	100.000	The Guardian Life Insurance Co. of America	..NO	
.0000	The Guardian Life Insurance Co. of America		20-1896945				Premier Group, Inc.	..CA	..NIA	First Commonwealth Inc.	Ownership	100.000	The Guardian Life Insurance Co. of America	..NO	
.0000	The Guardian Life Insurance Co. of America		86-0349350				Avesis, LLC	..DE	..IA	First Commonwealth Inc.	Ownership	100.000	The Guardian Life Insurance Co. of America	..NO	
.0429	The Guardian Life Insurance Co. of America	11163	86-0960007				Avesis Insurance Incorporated	..AZ	..NIA	First Commonwealth Inc.	Ownership	100.000	The Guardian Life Insurance Co. of America	..NO	

STATEMENT AS OF SEPTEMBER 30, 2023 OF THE GUARDIAN LIFE INSURANCE COMPANY OF AMERICA

SCHEDULE Y

PART 1A - DETAIL OF INSURANCE HOLDING COMPANY SYSTEM

1	2	3	4	5	6	7	8	9	10	11	12	13	14	15	16
Group Code	Group Name	NAIC Company Code	ID Number	Federal RSSD	CIK	Name of Securities Exchange if Publicly Traded (U.S. or International)	Names of Parent, Subsidiaries Or Affiliates	Domiciliary Location	Relationship to Reporting Entity	Directly Controlled by (Name of Entity/Person)	Type of Control (Ownership, Board, Management, Attorney-in-Fact, Influence, Other)	If Control is Ownership Provide Percentage	Ultimate Controlling Entity(ies)/Person(s)	Is an SCA Filing Required? (Yes/No)	*
.0000	The Guardian Life Insurance Co. of America		86-0986927				Avesis TPA, LLC	..AZ.....NIA.....	First Commonwealth Inc.	Ownership.....	100.000	The Guardian Life Insurance Co. of AmericaNO.....	
.0000	The Guardian Life Insurance Co. of America		16-1583908				Avesis of New York, Inc	..NY.....NIA.....	First Commonwealth Inc.	Ownership.....	100.000	The Guardian Life Insurance Co. of AmericaNO.....	
.0000	The Guardian Life Insurance Co. of America		87-1961981				Avatar Holdco 1, Inc.*	..DE.....NIA.....	First Commonwealth Inc.	Ownership.....	100.000	The Guardian Life Insurance Co. of AmericaNO.....	
.0000	The Guardian Life Insurance Co. of America		35-2728506				Avatar Holdings, LLC*	..DE.....NIA.....	First Commonwealth Inc.	Ownership.....	.88.000	The Guardian Life Insurance Co. of AmericaNO.....	
.0000	The Guardian Life Insurance Co. of America		87-1985081				Avatar Hold Co 2, Inc	..DE.....NIA.....	First Commonwealth Inc.	Ownership.....	.88.000	The Guardian Life Insurance Co. of AmericaNO.....	

Asterisk	Explanation

STATEMENT AS OF SEPTEMBER 30, 2023 OF THE GUARDIAN LIFE INSURANCE COMPANY OF AMERICA
SUPPLEMENTAL EXHIBITS AND SCHEDULES INTERROGATORIES

The following supplemental reports are required to be filed as part of your statement filing. However, in the event that your company does not transact the type of business for which the special report must be filed, your response of NO to the specific interrogatory will be accepted in lieu of filing a "NONE" report and a bar code will be printed below. If the supplement is required of your company but is not being filed for whatever reason enter SEE EXPLANATION and provide an explanation following the interrogatory questions.

	Response
1. Will the Trusteed Surplus Statement be filed with the state of domicile and the NAIC with this statement?	NO
2. Will the Medicare Part D Coverage Supplement be filed with the state of domicile and the NAIC with this statement?	NO
3. Will the Reasonableness of Assumptions Certification required by Actuarial Guideline XXXV be filed with the state of domicile and electronically with the NAIC?	NO
4. Will the Reasonableness and Consistency of Assumptions Certification required by Actuarial Guideline XXXV be filed with the state of domicile and electronically with the NAIC?	NO
5. Will the Reasonableness of Assumptions Certification for Implied Guaranteed Rate Method required by Actuarial Guideline XXXVI be filed with the state of domicile and electronically with the NAIC?	NO
6. Will the Reasonableness and Consistency of Assumptions Certification required by Actuarial Guideline XXXVI (Updated Average Market Value) be filed with the state of domicile and electronically with the NAIC?	NO
7. Will the Reasonableness and Consistency of Assumptions Certification required by Actuarial Guideline XXXVI (Updated Market Value) be filed with the state of domicile and electronically with the NAIC?	YES
8. Will the Life PBR Statement of Exemption be filed with the state of domicile by July 1st and electronically with the NAIC with the second quarterly filing per the Valuation Manual (by August 15)? (2nd Quarter Only) The response for 1st and 3rd quarters should be N/A. A NO response resulting with a bar code is only appropriate in the 2nd quarter. In the case of an ongoing statement of exemption, enter "SEE EXPLANATION" and provide as an explanation that the company is utilizing an ongoing statement of exemption.	N/A

AUGUST FILING


9. Will the regulator-only (non-public) Communication of Internal Control Related Matters Noted in Audit be filed with the state of domicile and electronically with the NAIC (as a regulator-only non-public document) by August 1? The response for 1st and 3rd quarters should be N/A. A NO response resulting with a bar code is only appropriate in the 2nd quarter.	N/A
--	-----

Explanation:

- 1.
- 2.
- 3.
- 4.
- 5.
- 6.

Bar Code:

1. Trusteed Surplus Statement [Document Identifier 490]
2. Medicare Part D Coverage Supplement [Document Identifier 365]
3. Reasonableness of Assumptions Certification required by Actuarial Guideline XXXV [Document Identifier 445]
4. Reasonableness and Consistency of Assumptions Certification required by Actuarial Guideline XXXV [Document Identifier 446]
5. Reasonableness of Assumptions Certification for Implied Guaranteed Rate Method required by Actuarial Guideline XXXVI [Document Identifier 447]
6. Reasonableness and Consistency of Assumptions Certification required by Actuarial Guideline XXXVI [Document Identifier 448]



STATEMENT AS OF SEPTEMBER 30, 2023 OF THE GUARDIAN LIFE INSURANCE COMPANY OF AMERICA
OVERFLOW PAGE FOR WRITE-INS

Additional Write-ins for Assets Line 25

	Current Statement Date			4 December 31 Prior Year Net Admitted Assets
	1 Assets	2 Nonadmitted Assets	3 Net Admitted Assets (Cols. 1 - 2)	
2504. Modco receivables	160,560		160,560	301,725
2505. Prepaid asset - pension plan	66,792,456	66,792,456		
2506. Leasehold improvements	33,528,111	33,528,111		
2597. Summary of remaining write-ins for Line 25 from overflow page	100,481,127	100,320,567	160,560	301,725

Additional Write-ins for Liabilities Line 25

	1 Current Statement Date	2 December 31 Prior Year
2504. Claims liabilities for all other lines of business - pools	2,004,543	2,043,278
2505. Reserves for special litigation expense	1,926,500	3,555,500
2506. Miscellaneous reinsurance liabilities	417,137	
2597. Summary of remaining write-ins for Line 25 from overflow page	4,348,180	5,598,777

Additional Write-ins for Summary of Operations Line 8.3

	1 Current Year To Date	2 Prior Year To Date	3 Prior Year Ended December 31
08.304. Service fees	10,043,898	7,679,199	10,268,565
08.305. Experience refund	293	113	12,489,275
08.397. Summary of remaining write-ins for Line 8.3 from overflow page	10,044,191	7,679,313	22,757,840

Additional Write-ins for Summary of Operations Line 27

	1 Current Year To Date	2 Prior Year To Date	3 Prior Year Ended December 31
2704. Federal exchange fees	457,149	422,767	549,788
2705. Interest on fine & penalties of regulatory authorities	124,728	26,917	28,014
2706. Miscellaneous-space and aviation activity	19,379	12,789	(427,805)
2707. Fines & penalties of regulatory authorities	13,597	30,311	35,734
2708. Losses on all other lines of business		8,441	(55,182)
2709. Paid family leave risk adjustment	(3,294,522)	5,199,569	18,199,569
2797. Summary of remaining write-ins for Line 27 from overflow page	(2,679,669)	5,700,794	18,330,118

STATEMENT AS OF SEPTEMBER 30, 2023 OF THE GUARDIAN LIFE INSURANCE COMPANY OF AMERICA

SCHEDULE A - VERIFICATION

Real Estate

	1 Year to Date	2 Prior Year Ended December 31
1. Book/adjusted carrying value, December 31 of prior year	249,686,170	289,755,277
2. Cost of acquired:		
2.1 Actual cost at time of acquisition	39,300,000	
2.2 Additional investment made after acquisition	6,545,839	8,341,655
3. Current year change in encumbrances	73,736	(27,908,037)
4. Total gain (loss) on disposals	181,828	36,426,280
5. Deduct amounts received on disposals	242,010	37,560,362
6. Total foreign exchange change in book/adjusted carrying value		
7. Deduct current year's other than temporary impairment recognized		
8. Deduct current year's depreciation	14,873,395	19,368,643
9. Book/adjusted carrying value at the end of current period (Lines 1+2+3+4-5+6-7-8)	280,672,168	249,686,170
10. Deduct total nonadmitted amounts		
11. Statement value at end of current period (Line 9 minus Line 10)	280,672,168	249,686,170

SCHEDULE B - VERIFICATION

Mortgage Loans

	1 Year to Date	2 Prior Year Ended December 31
1. Book value/recorded investment excluding accrued interest, December 31 of prior year	5,993,792,369	5,329,797,603
2. Cost of acquired:		
2.1 Actual cost at time of acquisition	634,221,000	1,464,592,326
2.2 Additional investment made after acquisition	83,878,956	112,502,568
3. Capitalized deferred interest and other		
4. Accrual of discount		
5. Unrealized valuation increase (decrease)		
6. Total gain (loss) on disposals		
7. Deduct amounts received on disposals	139,817,494	913,100,128
8. Deduct amortization of premium and mortgage interest points and commitment fees		
9. Total foreign exchange change in book value/recorded investment excluding accrued interest		
10. Deduct current year's other than temporary impairment recognized		
11. Book value/recorded investment excluding accrued interest at end of current period (Lines 1+2+3+4+5+6-7-8+9-10)	6,572,074,831	5,993,792,369
12. Total valuation allowance		
13. Subtotal (Line 11 plus Line 12)	6,572,074,831	5,993,792,369
14. Deduct total nonadmitted amounts		
15. Statement value at end of current period (Line 13 minus Line 14)	6,572,074,831	5,993,792,369

SCHEDULE BA - VERIFICATION

Other Long-Term Invested Assets

	1 Year to Date	2 Prior Year Ended December 31
1. Book/adjusted carrying value, December 31 of prior year	5,438,894,930	4,398,532,648
2. Cost of acquired:		
2.1 Actual cost at time of acquisition	32,835,451	412,503,967
2.2 Additional investment made after acquisition	575,189,733	1,185,861,086
3. Capitalized deferred interest and other		
4. Accrual of discount	31,569	40,556
5. Unrealized valuation increase (decrease)	75,150,465	(41,743,052)
6. Total gain (loss) on disposals	9,508,509	(2,675,903)
7. Deduct amounts received on disposals	215,191,957	420,054,539
8. Deduct amortization of premium and depreciation	14,943,569	15,265,133
9. Total foreign exchange change in book/adjusted carrying value	(859,003)	189,860
10. Deduct current year's other than temporary impairment recognized	33,185,913	78,494,558
11. Book/adjusted carrying value at end of current period (Lines 1+2+3+4+5+6-7-8+9-10)	5,867,430,217	5,438,894,930
12. Deduct total nonadmitted amounts	2,048,998	2,676,162
13. Statement value at end of current period (Line 11 minus Line 12)	5,865,381,219	5,436,218,769

SCHEDULE D - VERIFICATION

Bonds and Stocks

	1 Year to Date	2 Prior Year Ended December 31
1. Book/adjusted carrying value of bonds and stocks, December 31 of prior year	52,314,247,616	51,426,482,478
2. Cost of bonds and stocks acquired	4,486,978,277	8,594,188,234
3. Accrual of discount	67,446,672	60,103,281
4. Unrealized valuation increase (decrease)	(24,752,425)	(84,060,645)
5. Total gain (loss) on disposals	(136,024,791)	(185,148,198)
6. Deduct consideration for bonds and stocks disposed of	3,103,286,421	7,244,956,205
7. Deduct amortization of premium	75,473,599	108,260,149
8. Total foreign exchange change in book/adjusted carrying value	(16,884,330)	(141,382,990)
9. Deduct current year's other than temporary impairment recognized	13,621,367	16,428,932
10. Total investment income recognized as a result of prepayment penalties and/or acceleration fees	1,791,701	13,710,741
11. Book/adjusted carrying value at end of current period (Lines 1+2+3+4+5-6-7+8-9+10)	53,500,421,333	52,314,247,616
12. Deduct total nonadmitted amounts	909,340	6,614,149
13. Statement value at end of current period (Line 11 minus Line 12)	53,499,511,993	52,307,633,466

STATEMENT AS OF SEPTEMBER 30, 2023 OF THE GUARDIAN LIFE INSURANCE COMPANY OF AMERICA

SCHEDULE D - PART 1B

Showing the Acquisitions, Dispositions and Non-Trading Activity
During the Current Quarter for all Bonds and Preferred Stock by NAIC Designation

NAIC Designation	1 Book/Adjusted Carrying Value Beginning of Current Quarter	2 Acquisitions During Current Quarter	3 Dispositions During Current Quarter	4 Non-Trading Activity During Current Quarter	5 Book/Adjusted Carrying Value End of First Quarter	6 Book/Adjusted Carrying Value End of Second Quarter	7 Book/Adjusted Carrying Value End of Third Quarter	8 Book/Adjusted Carrying Value December 31 Prior Year
BONDS								
1. NAIC 1 (a)	29,656,546,489	48,642,618,335	48,442,821,567	98,427,527	29,083,310,184	29,656,546,489	29,954,770,784	28,561,725,905
2. NAIC 2 (a)	20,329,249,063	608,147,966	510,403,225	(176,194,776)	20,598,088,574	20,329,249,063	20,250,799,028	20,612,767,781
3. NAIC 3 (a)	1,236,844,347	193,496,164	153,653,196	43,126,840	1,103,023,327	1,236,844,347	1,319,814,155	1,146,527,133
4. NAIC 4 (a)	1,706,516,491	184,355,200	151,123,324	(14,772,133)	1,889,833,417	1,706,516,491	1,724,976,234	1,809,707,290
5. NAIC 5 (a)	340,447,030	11,140,598	29,796,233	(33,298,677)	282,018,298	340,447,030	288,492,718	301,862,377
6. NAIC 6 (a)	8,050,340	5,462,729	31,596,746	31,936,245	3,150,854	8,050,340	13,852,568	16,992,931
7. Total Bonds	53,277,653,760	49,645,220,992	49,319,394,291	(50,774,974)	52,959,424,654	53,277,653,760	53,552,705,487	52,449,583,417
PREFERRED STOCK								
8. NAIC 1								
9. NAIC 2								
10. NAIC 3								
11. NAIC 4								
12. NAIC 5								
13. NAIC 6								
14. Total Preferred Stock								
15. Total Bonds and Preferred Stock	53,277,653,760	49,645,220,992	49,319,394,291	(50,774,974)	52,959,424,654	53,277,653,760	53,552,705,487	52,449,583,417

(a) Book/Adjusted Carrying Value column for the end of the current reporting period includes the following amount of short-term and cash equivalent bonds by NAIC designation:

NAIC 1 \$ 1,290,801,824 ; NAIC 2 \$ 27,895,459 ; NAIC 3 \$; NAIC 4 \$; NAIC 5 \$; NAIC 6 \$

S102

SCHEDULE DA - PART 1

Short-Term Investments

	1	2	3	4	5
	Book/Adjusted Carrying Value	Par Value	Actual Cost	Interest Collected Year-to-Date	Paid for Accrued Interest Year-to-Date
7709999999 Totals	223,402,422	xxx	219,541,831	126,284	361,807

SCHEDULE DA - VERIFICATION

Short-Term Investments

	1	2
	Year To Date	Prior Year Ended December 31
1. Book/adjusted carrying value, December 31 of prior year	60,621,931	66,587,825
2. Cost of short-term investments acquired	138,473,952,841	102,934,335,808
3. Accrual of discount	48,283,584	16,542,284
4. Unrealized valuation increase (decrease)		
5. Total gain (loss) on disposals	208,576	(30,396)
6. Deduct consideration received on disposals	138,359,664,510	102,956,787,697
7. Deduct amortization of premium		25,893
8. Total foreign exchange change in book/adjusted carrying value		
9. Deduct current year's other than temporary impairment recognized		
10. Book/adjusted carrying value at end of current period (Lines 1+2+3+4+5-6-7+8-9)	223,402,422	60,621,931
11. Deduct total nonadmitted amounts		
12. Statement value at end of current period (Line 10 minus Line 11)	223,402,422	60,621,931

STATEMENT AS OF SEPTEMBER 30, 2023 OF THE GUARDIAN LIFE INSURANCE COMPANY OF AMERICA

SCHEDULE DB - PART A - VERIFICATION

Options, Caps, Floors, Collars, Swaps and Forwards

1. Book/Adjusted Carrying Value, December 31, prior year (Line 10, prior year)	144,776,443
2. Cost Paid/(Consideration Received) on additions	7,928,212
3. Unrealized Valuation increase/(decrease)	21,284,125
4. SSAP No. 108 adjustments	
5. Total gain (loss) on termination recognized	9,610,446
6. Considerations received/(paid) on terminations	13,795,705
7. Amortization	
8. Adjustment to the Book/Adjusted Carrying Value of hedged item	
9. Total foreign exchange change in Book/Adjusted Carrying Value	
10. Book/Adjusted Carrying Value at End of Current Period (Lines 1+2+3+4+5-6+7+8+9)	169,803,521
11. Deduct nonadmitted assets	
12. Statement value at end of current period (Line 10 minus Line 11)	169,803,521

SCHEDULE DB - PART B - VERIFICATION

Futures Contracts

1. Book/Adjusted carrying value, December 31 of prior year (Line 6, prior year)	21,564,250
2. Cumulative cash change (Section 1, Broker Name/Net Cash Deposits Footnote - Cumulative Cash Change column)	6,540,539
3.1 Add:	
Change in variation margin on open contracts - Highly Effective Hedges	
3.11 Section 1, Column 15, current year to date minus	(579,907)
3.12 Section 1, Column 15, prior year	(5,618,832)
Change in variation margin on open contracts - All Other	
3.13 Section 1, Column 18, current year to date minus	(10,802,613)
3.14 Section 1, Column 18, prior year	(9,170,193)
3.14 Section 1, Column 18, prior year	(1,632,420)
3.2 Add:	
Change in adjustment to basis of hedged item	
3.21 Section 1, Column 17, current year to date minus	(11,382,519)
3.22 Section 1, Column 17, prior year	(14,789,025)
Change in amount recognized	
3.23 Section 1, Column 19, current year to date minus	
3.24 Section 1, Column 19, prior year plus	
3.25 SSAP No. 108 adjustments	3,406,506
3.3 Subtotal (Line 3.1 minus Line 3.2)	
4.1 Cumulative variation margin on terminated contracts during the year	13,202,351
4.2 Less:	
4.21 Amount used to adjust basis of hedged item	13,202,351
4.22 Amount recognized	
4.23 SSAP No. 108 adjustments	13,202,351
4.3 Subtotal (Line 4.1 minus Line 4.2)	
5. Dispositions gains (losses) on contracts terminated in prior year:	
5.1 Total gain (loss) recognized for terminations in prior year	
5.2 Total gain (loss) adjusted into the hedged item(s) for terminations in prior year	
6. Book/Adjusted carrying value at end of current period (Lines 1+2+3.3-4.3-5.1-5.2)	28,104,790
7. Deduct total nonadmitted amounts	
8. Statement value at end of current period (Line 6 minus Line 7)	28,104,790

Schedule DB - Part C - Section 1 - Replication (Synthetic Asset) Transactions (RSATs) Open

N O N E

Schedule DB-Part C-Section 2-Reconciliation of Replication (Synthetic Asset) Transactions Open

N O N E

STATEMENT AS OF SEPTEMBER 30, 2023 OF THE GUARDIAN LIFE INSURANCE COMPANY OF AMERICA

SCHEDULE DB - VERIFICATION

Verification of Book/Adjusted Carrying Value, Fair Value and Potential Exposure of all Open Derivative Contracts

	Book/Adjusted Carrying Value Check
1. Part A, Section 1, Column 14.....	169,803,522
2. Part B, Section 1, Column 15 plus Part B, Section 1 Footnote - Total Ending Cash Balance.....	27,524,883
3. Total (Line 1 plus Line 2)	197,328,405
4. Part D, Section 1, Column 6	205,433,262
5. Part D, Section 1, Column 7	(8,104,857)
6. Total (Line 3 minus Line 4 minus Line 5)
	Fair Value Check
7. Part A, Section 1, Column 16	197,677,185
8. Part B, Section 1, Column 13	(946,560)
9. Total (Line 7 plus Line 8)	196,730,625
10. Part D, Section 1, Column 9	212,187,290
11. Part D, Section 1, Column 10	(15,456,665)
12. Total (Line 9 minus Line 10 minus Line 11)
	Potential Exposure Check
13. Part A, Section 1, Column 21	30,661,634
14. Part B, Section 1, Column 20	14,771,434
15. Part D, Section 1, Column 12	45,433,068
16. Total (Line 13 plus Line 14 minus Line 15)

SCHEDULE E - PART 2 - VERIFICATION

(Cash Equivalents)

	1	2
	Year To Date	Prior Year Ended December 31
1. Book/adjusted carrying value, December 31 of prior year	1,333,071,941	757,531,778
2. Cost of cash equivalents acquired	6,696,400,138	9,429,635,030
3. Accrual of discount	13,927,829	3,311,869
4. Unrealized valuation increase (decrease)		
5. Total gain (loss) on disposals	776	(584)
6. Deduct consideration received on disposals	6,948,105,822	8,857,406,152
7. Deduct amortization of premium		
8. Total foreign exchange change in book/adjusted carrying value		
9. Deduct current year's other than temporary impairment recognized		
10. Book/adjusted carrying value at end of current period (Lines 1+2+3+4+5-6-7+8-9)	1,095,294,862	1,333,071,941
11. Deduct total nonadmitted amounts		
12. Statement value at end of current period (Line 10 minus Line 11)	1,095,294,862	1,333,071,941

STATEMENT AS OF SEPTEMBER 30, 2023 OF THE GUARDIAN LIFE INSURANCE COMPANY OF AMERICA

SCHEDULE A - PART 2

Showing All Real Estate ACQUIRED AND ADDITIONS MADE During the Current Quarter

1 Description of Property	2 Location		3 State	4 Date Acquired	5 Name of Vendor	6 Actual Cost at Time of Acquisition	7 Amount of Encumbrances	8 Book/Adjusted Carrying Value Less Encumbrances	9 Additional Investment Made After Acquisition
	City								
(120) APARTMENT BUILDING	PASADENA	CA	CA	09/30/2023	Various				107,317
(127) WAREHOUSE	PEARL CITY	HI	HI	09/30/2023	Various				29,185
(269) WAREHOUSE	Vernon	CA	CA	09/30/2023	Various		24,818		
(5098) GUARDIAN LUMIERE, LLC	MEDFORD	MA	MA	09/30/2023	Various				143,022
(7024) Cambridge Park Apartments	CAMBRIDGE	MA	MA	09/30/2023	Various				114,132
0199999. Acquired by Purchase									
(5053) GUARDIAN QUINCY, LLC	ARLINGTON	VA	VA	09/30/2023	Various				81,850
(5054) GUARDIAN LEDGES, LLC	WYEMOUTH	MA	MA	09/30/2023	Various				1,048,469
(5065) GUARDIAN PARK PLACE, LLC	ANNAPOLIS	MD	MD	09/30/2023	Various				470,858
(5073) GUARDIAN TRYON VILLAGE, LLC	WILMINGTON	DE	DE	09/30/2023	Various				412,412
(5081) PIAZZA D'ORO, LLC	OCEANSIDE	CA	CA	09/30/2023	Various				51,910
(5089) SEASONS LYNNWOOD, LLC	LYNNWOOD	WA	WA	09/30/2023	Various				540,954
(7018) Hanover Hoffman Estates, LLC	HOFFMAN ESTATES	IL	IL	09/30/2023	Various				108,956
(7020) Hanover South Barrington, LLC	SOUTH BARRINGTON	IL	IL	09/30/2023	Various				17,788
0299999. Acquired by Internal Transfer									
0399999 - Totals									
							24,818		3,126,853

SCHEDULE A - PART 3

Showing All Real Estate DISPOSED During the Quarter, Including Payments During the Final Year on "Sales Under Contract"

1 Description of Property	2 Location		4 Disposal Date	5 Name of Purchaser	6 Actual Cost	7 Expended for Additions, Permanent Improvements and Changes in Encumbrances	8 Book/Adjusted Carrying Value Less Encumbrances Prior Year	9 Change in Book/Adjusted Carrying Value Less Encumbrances					14 Book/Adjusted Carrying Value Less Encumbrances on Disposal	15 Amounts Received During Year	16 Foreign Exchange Gain (Loss) on Disposal	17 Realized Gain (Loss) on Disposal	18 Total Gain (Loss) on Disposal	19 Gross Income Earned Less Interest Incurred on Encumbrances	20 Taxes, Repairs and Expenses Incurred
	City	State						9 Current Year's Depreciation	10 Current Year's Other-Than-Temporary Impairment Recognized	11 Current Year's Change in Encumbrances	12 Total Change in Book/Adjusted Carrying Value (11-9-10)	13 Total Foreign Exchange Change in Book/Adjusted Carrying Value							
(119) APARTMENT BUILDING	PASADENA	CA	09/30/2023	Various									102,966		102,966	102,966			
(7034) REIGL 1350 Connecticut Avenue Lender LLC	WASHINGTON	DC	09/30/2023	Various	60,182		60,182					60,182	60,182						
0199999. Property Disposed					60,182		60,182					60,182	163,149		102,966	102,966			
0399999 - Totals					60,182		60,182					60,182	163,149		102,966	102,966			

STATEMENT AS OF SEPTEMBER 30, 2023 OF THE GUARDIAN LIFE INSURANCE COMPANY OF AMERICA

SCHEDULE B - PART 2

Showing All Mortgage Loans ACQUIRED AND ADDITIONS MADE During the Current Quarter

1 Loan Number	2 Location		3 State	4 Loan Type	5 Date Acquired	6 Rate of Interest	7 Actual Cost at Time of Acquisition	8 Additional Investment Made After Acquisition	9 Value of Land and Buildings
	City								
1052369	REDONDO BEACH	CA			10/01/2019	5.000		4,331,978	133,500,000
1052421	WASHINGTON	DC			07/29/2021	4.500		1,467,154	87,800,000
1052438	BOULDER	CO			12/30/2021	4.162		6,202,508	73,700,000
1052439	BOULDER	CO			12/30/2021	4.414		1,110,303	60,100,000
1052444	STANTON	CA			06/13/2022	4.500		6,782,763	175,900,000
1052453	BAYTOWN	TX			06/08/2022	4.150		265,204	72,650,000
1052454	BAYTOWN	TX			06/08/2022	4.150		738,126	29,050,000
1052456	BAYTOWN	TX			08/26/2022	5.020		3,728,643	149,600,000
1052484	PFLUGERVILLE	TX			07/27/2023	5.400	65,500,000		135,200,000
1052486	SALISBURY	NC			08/30/2023	5.620	42,750,000		77,800,000
1052487	ARLINGTON	TX			08/30/2023	5.620	27,000,000		50,500,000
1052488	DAYTON	OH			08/30/2023	5.620	17,400,000		27,400,000
1052489	MARYLAND HEIGHTS	MO			08/30/2023	5.620	16,850,000		29,800,000
1052490	BOULDER	CO			04/13/2023	4.162		3,220	27,500,000
1052491	MARYLAND HEIGHTS	MO			08/30/2023	5.620	12,750,000		23,600,000
1052492	MARYLAND HEIGHTS	MO			08/30/2023	5.620	23,250,000		39,500,000
1052493	WILMINGTON	NC			07/21/2023	5.400	42,000,000		81,800,000
1052494	JACKSONVILLE	FL			08/24/2023	6.000	9,700,000		16,945,062
1052495	BOLINGBROOK	IL			08/31/2023	7.780	187,921,000		273,650,000
1052496	TEMPE	AZ			09/14/2023	6.480	13,800,000		28,300,000
1052497	TAMPA	FL			09/14/2023	6.480	20,220,000		38,600,000
1052498	ORLANDO	FL			09/14/2023	6.480	27,980,000		51,800,000
0599999. Mortgages in good standing - Commercial mortgages-all other							507,121,000	24,629,900	1,684,695,062
0899999. Total Mortgages in good standing							507,121,000	24,629,900	1,684,695,062
1699999. Total - Restructured Mortgages									
2499999. Total - Mortgages with overdue interest over 90 days									
3299999. Total - Mortgages in the process of foreclosure									
3399999 - Totals							507,121,000	24,629,900	1,684,695,062

SCHEDULE B - PART 3

Showing All Mortgage Loans DISPOSED, Transferred or Repaid During the Current Quarter

1 Loan Number	2 Location		4 Loan Type	5 Date Acquired	6 Disposal Date	7 Book Value/Recorded Investment Excluding Accrued Interest Prior Year	8 Change in Book Value/Recorded Investment					14 Book Value/Recorded Investment Excluding Accrued Interest on Disposal	15 Consid-eration	16 Foreign Exchange Gain (Loss) on Disposal	17 Realized Gain (Loss) on Disposal	18 Total Gain (Loss) on Disposal
	City	State					8 Unrealized Valuation Increase (Decrease)	9 Current Year's (Amortization) /Accretion	10 Current Year's Other-Than-Temporary Impairment Recognized	11 Capitalized Deferred Interest and Other	12 Total Change in Book Value (8+9-10+11)					
1052169	SAN DIEGO	CA		08/01/2013	07/28/2023	14,016,523						13,783,232	13,783,232			
0199999. Mortgages closed by repayment							14,016,523					13,783,232	13,783,232			
0028292	ANDERSON	SC		09/28/2006		79,365						79,365	79,365			
0028309	LAUREL	DE		09/26/2007		73,739						73,739	73,739			
1051971	LAWRENCEVILLE	NJ		06/27/2005		256,696						256,696	256,696			
1051985	CAPITOLA	CA		10/24/2005		73,408						73,408	73,408			
1051987	LAS VEGAS	NV		10/31/2005		275,456						275,456	275,456			
1052166	AURORA	CO		06/26/2013		41,984						41,984	41,984			
1052176	ARLINGTON	VA		11/21/2013		144,376						144,376	144,376			
1052177	SAN DIEGO	CA		12/05/2013		10,602						10,602	10,602			
1052185	NEW YORK	NY		03/21/2014		78,103						78,103	78,103			

STATEMENT AS OF SEPTEMBER 30, 2023 OF THE GUARDIAN LIFE INSURANCE COMPANY OF AMERICA

SCHEDULE B - PART 3

Showing All Mortgage Loans DISPOSED, Transferred or Repaid During the Current Quarter

1 Loan Number	2 Location		4 Loan Type	5 Date Acquired	6 Disposal Date	7 Book Value/ Recorded Investment Excluding Accrued Interest Prior Year	Change in Book Value/Recorded Investment					14 Book Value/ Recorded Investment Excluding Accrued Interest on Disposal	15 Consid- eration	16 Foreign Exchange Gain (Loss) on Disposal	17 Realized Gain (Loss) on Disposal	18 Total Gain (Loss) on Disposal
	2 City	3 State					8 Unrealized Valuation Increase (Decrease)	9 Current Year's (Amortization) /Accretion	10 Current Year's Other- Than- Temporary Impairment Recognized	11 Capitalized Deferred Interest and Other	12 Total Change in Book Value (8+9-10+11)					
1052186	FREDERICK	MD		03/31/2014		114,334						114,334	114,334			
1052188	MINNEAPOLIS	MIN		05/27/2014		38,629						38,629	38,629			
1052191	MOUNT LAUREL	NJ		06/30/2014		76,853						76,853	76,853			
1052193	SPRINGFIELD	PA		10/02/2014		323,827						323,827	323,827			
1052196	BOULDER	CO		11/18/2014		26,765						26,765	26,765			
1052197	SANTA MONICA	CA		11/19/2014		39,844						39,844	39,844			
1052198	IRVINE	CA		12/01/2014		300,833						300,833	300,833			
1052203	IRVINE	CA		03/23/2015		258,459						258,459	258,459			
1052206	BROOKLINE	MA		05/01/2015		49,311						49,311	49,311			
1052211	HOUSTON	TX		05/29/2015		29,756						29,756	29,756			
1052213	PORT ST LUCIE	FL		06/25/2015		114,492						114,492	114,492			
1052215	BOSTON	MA		07/09/2015		98,555						98,555	98,555			
1052218	SEATTLE	WA		09/08/2015		100,668						100,668	100,668			
1052220	PORTLAND	OR		09/26/2023		101,536						101,536	101,536			
1052222	WASHINGTON	DC		10/28/2015		153,183						153,183	153,183			
1052224	BOSTON	MA		11/05/2015		197,633						197,633	197,633			
1052225	CULVER CITY	CA		11/17/2015		92,425						92,425	92,425			
1052226	CULVER CITY	CA		11/17/2015		2,214						2,214	2,214			
1052228	LOS ANGELES	CA		11/30/2015		335,436						335,436	335,436			
1052234	BELLEVUE	WA		12/22/2015		115,947						115,947	115,947			
1052235	DELRAY BEACH	FL		12/30/2015		68,716						68,716	68,716			
1052236	HERMITAGE	TN		09/27/2023		121,912						121,912	121,912			
1052237	SANTA MONICA	CA		04/07/2016		40,326						40,326	40,326			
1052238	MADISON	WI		04/11/2016		620,543						620,543	620,543			
1052245	NEW CASTLE	DE		04/21/2016		107,242						107,242	107,242			
1052246	LAKEWOOD	CA		05/05/2016		89,861						89,861	89,861			
1052247	PORTLAND	OR		09/27/2023		180,541						180,541	180,541			
1052248	STATEN ISLAND	NY		06/06/2016		62,476						62,476	62,476			
1052249	NAPLES	FL		06/29/2016		36,076						36,076	36,076			
1052251	SAN DIEGO	CA		09/27/2023		169,638						169,638	169,638			
1052253	CONCORD	CA		08/15/2016		90,168						90,168	90,168			
1052255	ORLANDO	FL		08/25/2016		143,545						143,545	143,545			
1052257	RIVERDALE	NJ		10/31/2016		146,892						146,892	146,892			
1052259	MONTEREY	CA		11/18/2016		1,276,620						1,276,620	1,276,620			
1052261	BRIGHTON	MA		12/13/2016		32,506						32,506	32,506			
1052262	SAN DIEGO	CA		12/14/2016		261,562						261,562	261,562			
1052272	HIGHLANDS RANCH	CO		03/01/2017		66,369						66,369	66,369			
1052279	CULVER CITY	CA		07/26/2017		36,555						36,555	36,555			
1052280	RESTON	VA		07/26/2017		93,060						93,060	93,060			
1052283	BURLINGTON	NJ		09/07/2017		233,814						233,814	233,814			
1052284	KENT	WA		09/07/2017		43,840						43,840	43,840			
1052285	MOUNT PROSPECT	IL		09/07/2017		47,493						47,493	47,493			
1052286	STAFFORD	TX		09/07/2017		32,880						32,880	32,880			
1052287	MALIBU	CA		09/18/2017		149,744						149,744	149,744			
1052288	TUSCALOOSA	AL		09/28/2017		111,938						111,938	111,938			
1052290	LOS ANGELES	CA		09/29/2017		35,697						35,697	35,697			
1052291	LOS ANGELES	CA		09/29/2017		35,537						35,537	35,537			
1052292	LOS ANGELES	CA		09/29/2017		27,724						27,724	27,724			
1052293	LOS ANGELES	CA		09/29/2017		27,681						27,681	27,681			
1052294	LOS ANGELES	CA		09/29/2017		17,215						17,215	17,215			
1052295	LOS ANGELES	CA		09/29/2017		47,320						47,320	47,320			

STATEMENT AS OF SEPTEMBER 30, 2023 OF THE GUARDIAN LIFE INSURANCE COMPANY OF AMERICA

SCHEDULE B - PART 3

Showing All Mortgage Loans DISPOSED, Transferred or Repaid During the Current Quarter

1 Loan Number	2 Location		4 Loan Type	5 Date Acquired	6 Disposal Date	7 Book Value/ Recorded Investment Excluding Accrued Interest Prior Year	8 Change in Book Value/Recorded Investment					14 Book Value/ Recorded Investment Excluding Accrued Interest on Disposal	15 Consid- eration	16 Foreign Exchange Gain (Loss) on Disposal	17 Realized Gain (Loss) on Disposal	18 Total Gain (Loss) on Disposal
	2 City	3 State					8 Unrealized Valuation Increase (Decrease)	9 Current Year's (Amortization) /Accretion	10 Current Year's Other- Than- Temporary Impairment Recognized	11 Capitalized Deferred Interest and Other	12 Total Change in Book Value (8+9-10+11)					
1052321	BURBANK	CA		04/05/2018		22,222						22,222	22,222			
1052330	NEW YORK	NY		06/19/2018		26,118						26,118	26,118			
1052360	SAN JOSE	CA		08/01/2022		120,739						120,739	120,739			
1052363	NEW YORK	NY		12/31/2021		417,470						417,470	417,470			
1052364	BOWIE	MD		05/28/2019		190,758						190,758	190,758			
1052367	ARDMORE	PA		08/21/2019		144,132						144,132	144,132			
1052368	CHARLOTTE	NC		08/28/2019		308,769						308,769	308,769			
1052371	ALEXANDRIA	VA		11/06/2019		116,647						116,647	116,647			
1052372	BUENA PARK	CA		12/17/2019		122,410						122,410	122,410			
1052373	NORTHRIDGE	CA		12/17/2019		117,513						117,513	117,513			
1052374	BETHESDA	MD		12/18/2019		171,677						171,677	171,677			
1052380	BOULDER	CO		02/28/2020		30,380						30,380	30,380			
1052381	BOULDER	CO		02/28/2020		47,392						47,392	47,392			
1052382	BOULDER	CO		02/28/2020		78,364						78,364	78,364			
1052383	BOULDER	CO		02/28/2020		64,515						64,515	64,515			
1052389	SAN JOSE	CA		08/02/2021		230,913						230,913	230,913			
1052391	SALISBURY	NC		08/30/2021		27,205						27,205	27,205			
1052392	NORTH MYRTLE BEACH	SC		08/30/2021		42,044						42,044	42,044			
1052393	PENSACOLA	FL		08/30/2021		35,861						35,861	35,861			
1052394	MILTON	GA		08/30/2021		45,754						45,754	45,754			
1052395	CHARLES TOWN	WV		08/30/2021		63,067						63,067	63,067			
1052396	GREER	SC		08/30/2021		25,969						25,969	25,969			
1052397	CLAYTON	NC		08/30/2021		22,259						22,259	22,259			
1052398	FUQUAY-VARINA	NC		08/30/2021		42,044						42,044	42,044			
1052399	CHESAPEAKE	VA		08/30/2021		46,991						46,991	46,991			
1052400	LANCASTER	OH		08/30/2021		45,754						45,754	45,754			
1052401	LITTLE RIVER	SC		08/30/2021		33,388						33,388	33,388			
1052402	LOCUST GROVE	GA		08/30/2021		37,098						37,098	37,098			
1052403	LAKE ZURICH	IL		08/30/2021		51,937						51,937	51,937			
1052404	IRWIN	PA		08/30/2021		63,067						63,067	63,067			
1052405	FLOWERY BRANCH	GA		08/30/2021		44,518						44,518	44,518			
1052406	STUART	FL		08/30/2021		30,915						30,915	30,915			
1052407	ALLENTOWN	PA		08/30/2021		55,647						55,647	55,647			
1052408	STUART	FL		08/30/2021		87,629						87,629	87,629			
1052409	FRANKLIN	TN		08/30/2021		34,625						34,625	34,625			
1052411	RALEIGH	NC		04/07/2021		56,639						56,639	56,639			
1052420	WALNUT KEE	WI		07/28/2021		67,030						67,030	67,030			
1052445	FLEMINGTON	NJ		06/07/2022		315,285						315,285	315,285			
0299999 . Mortgages with partial repayments						11,544,665						11,544,665	11,544,665			
0599999 - Totals						25,561,188						25,327,897	25,327,897			

E02.2

STATEMENT AS OF SEPTEMBER 30, 2023 OF THE GUARDIAN LIFE INSURANCE COMPANY OF AMERICA

SCHEDULE BA - PART 2

Showing Other Long-Term Invested Assets ACQUIRED AND ADDITIONS MADE During the Current Quarter

1 CUSIP Identification	2 Name or Description	3 Location		5 Name of Vendor or General Partner	6 NAIC Designation, NAIC Designation Modifier and SVO Admini- strative Symbol	7 Date Originally Acquired	8 Type and Strategy	9 Actual Cost at Time of Acquisition	10 Additional Investment Made After Acquisition	11 Amount of Encumbrances	12 Commitment for Additional Investment	13 Percentage of Ownership
		City	State									
000000-00-0	HANOVER ACQUISITIONS II, LLC	WILMINGTON	DE	HANOVER ACQUISITIONS II, LLC		12/01/2012			9,000			100.000
1299999. Non-Registered Private Funds - Mortgage Loans - Affiliated												
000000-00-0	Alta Davenport JV LLC	Davenport	FL	Alta Davenport JV LLC		12/07/2021			7,281,090		448,141	95.000
000000-00-0	GS-INVREG WAYZATA LLC	St Louis Park	MN	GS-INVREG WAYZATA LLC		09/29/2021		1,009,180			702,073	90.000
000000-00-0	Hartley View Partners LLC	Inman	SC	Hartley View Partners LLC		09/15/2023		2,337,500			4,962,500	85.000
000000-00-0	Hunter Industrial A Owner LLC	Laurens	SC	Hunter Industrial A Owner LLC		06/15/2023			699,962		17,619,472	90.000
								2,337,500	8,990,232		23,732,186	XXX
2299999. Joint Venture Interests - Real Estate - Affiliated												
000000-00-0	57 Stars Global Opportunity 3 (Guardian) Series 2	Wilmington	DE	57 Stars		09/23/2015		147,344			1,238,111	76.300
000000-00-0	57 Stars Global Opportunity 3 (Guardian) Series 3	Wilmington	DE	57 Stars		03/27/2017		428,094			2,128,036	76.030
000000-00-0	57 Stars Global Opportunity Fund 3 L.P.	Wilmington	DE	57 Stars		04/13/2011		244,556			15,707,086	85.500
000000-00-0	Accel-KKR Growth Capital Partners IV LP		CYM	Accel-KKR		12/14/2021		370,874			5,890,902	0.660
000000-00-0	Adams Street Guardian Asia Fund LP	Wilmington	DE	Adams Street Partners		01/25/2021		728,000			20,440,000	93.300
000000-00-0	Advantech Capital		CYM	New Horizon Capital		11/20/2015		52,795			1,044,189	1.600
000000-00-0	Advantech Capital II LP		CYM	New Horizon Capital		03/29/2018		112,078			1,626,259	1.210
000000-00-0	Affinity Asia Pacific Fund V L.P.		CYM	Affinity Equity Partners		11/17/2017		166,033			7,898,085	0.280
000000-00-0	AH Bio Fund III-Q, L.P.	Wilmington	DE	Andreessen Horowitz		01/13/2020		30,000			300,000	0.360
000000-00-0	AH Bio Fund IV, L.P.	Wilmington	DE	Andreessen Horowitz		11/29/2021		227,500			2,437,500	0.210
000000-00-0	Alchemy Special Opportunities Fund IV L.P.		GGY	Alchemy Partners		10/18/2017		3,136,258			6,082,060	1.770
000000-00-0	Amulet Capital Fund II, L.P.	Wilmington	DE	Amulet Capital Partners		03/31/2021		28,849			8,314,606	3.600
000000-00-0	Amulet Capital Fund III, L.P.	Wilmington	DE	Amulet Capital Partners		07/31/2023		7,232,577			17,767,423	2.780
000000-00-0	Andreessen Horowitz Fund VIII, L.P.	Wilmington	DE	Andreessen Horowitz		11/29/2021		127,500			2,890,000	0.170
000000-00-0	Andreessen Horowitz Fund VII-Q, L.P.	Wilmington	DE	Andreessen Horowitz		10/20/2020		30,000			480,000	0.240
000000-00-0	Andreessen Horowitz LSV Fund III, L.P.	Wilmington	DE	Andreessen Horowitz		11/29/2021		82,500			3,547,500	0.160
000000-00-0	Andreessen Horowitz Seed Fund I, L.P.	Wilmington	DE	Andreessen Horowitz		07/29/2021		60,000			250,000	2.480
000000-00-0	Beekman Investment Partners III	Wilmington	DE	Beekman Group		12/19/2014		197,540			804,989	7.610
000000-00-0	Black Diamond Capital Opportunity Fund V, L.P.	Wilmington	DE	Black Diamond Capital Management		10/29/2019		1,827,614			14,566,946	3.540
000000-00-0	Boldstart Fund VI, L.P.		LUX	BOLDstart Ventures		10/22/2021		507,500			2,642,500	1.820
000000-00-0	Brightstar Capital Partners Fund II, L.P.	Wilmington	DE	Brightstar Capital Partners		02/01/2021		334,386			8,832,616	2.430
000000-00-0	Brynwood Partners IX L.P.	Wilmington	DE	Brynwood Partners		07/31/2023		4,651,364			20,041,429	2.350
000000-00-0	Brynwood Partners VII	Wilmington	DE	Brynwood Partners		09/23/2013		10,564			5,295,103	5.360
000000-00-0	Brynwood Partners VIII	Wilmington	DE	Brynwood Partners		12/15/2017		88,109			193,531	3.310
000000-00-0	CapStreet IV, L.P.	Wilmington	DE	CapStreet Group		12/15/2013		620,653			2,775,377	5.880
000000-00-0	Capstreet V, L.P.	Wilmington	DE	CapStreet Group		06/20/2019		3,217,066			6,955,925	4.300
000000-00-0	CCMP Capital Investors III, L.P.	Wilmington	DE	CCMP Capital		06/20/2013		1,254			2,069,639	0.600
000000-00-0	CCV Fund II LP		CYM	China Creation Ventures		09/22/2020		196,887			2,726,376	2.200
000000-00-0	Centerbridge Capital Partners II	Wilmington	DE	Centerbridge Partners		12/22/2010		65,065			630,044	0.470
000000-00-0	Centre Lane Partners IV, L.P.	Wilmington	DE	Centre Lane Partners		01/22/2016		2,194,264			1,682,733	6.380
000000-00-0	Centre Lane Partners V, L.P.	Wilmington	DE	Centre Lane Partners		10/31/2018		1,256,923			10,267,234	3.310
000000-00-0	Chequers Capital XVIII S.L.P.		FRA	Chequers Capital		09/30/2023		3,815,985			20,408,592	1.540
000000-00-0	CIVC Partners Fund VI, LP	Wilmington	DE	CIVC Partners		09/14/2020		94,171			4,525,138	4.100
000000-00-0	CNK Fund IV, L.P.	Wilmington	DE	Andreessen Horowitz		02/17/2022		130,000			1,982,500	0.110
000000-00-0	CNK Seed Fund I, L.P.	Wilmington	DE	Andreessen Horowitz		02/17/2022		35,000			1,120,000	0.120
000000-00-0	Columbia Capital Equity Partners VII, L.P.	Wilmington	DE	Columbia Capital		06/13/2018		1,153,162			3,072,094	2.840
000000-00-0	Core Industrial Partners Fund II, LP	Wilmington	DE	CORE Industrial Partners		01/13/2021		2,866,716			7,699,328	8.100
000000-00-0	CRV Select Fund I, LP	Wilmington	DE	CRV		05/04/2021		30,000			307,500	1.470
000000-00-0	CRV Select Fund II, LP	Wilmington	DE	CRV		01/06/2022		123,750			4,083,750	1.090
000000-00-0	CRV XIX, LP	Wilmington	DE	CRV		01/06/2022		495,000			6,043,125	0.820
000000-00-0	Energy Spectrum VIII LP	Wilmington	DE	Energy Spectrum Capital		11/01/2018		862,534			14,529,815	2.580

STATEMENT AS OF SEPTEMBER 30, 2023 OF THE GUARDIAN LIFE INSURANCE COMPANY OF AMERICA

SCHEDULE BA - PART 2

Showing Other Long-Term Invested Assets ACQUIRED AND ADDITIONS MADE During the Current Quarter

1 CUSIP Identification	2 Name or Description	3 Location		5 Name of Vendor or General Partner	6 NAIC Designation, NAIC Designation Modifier and SVO Admini- strative Symbol	7 Date Originally Acquired	8 Type and Strategy	9 Actual Cost at Time of Acquisition	10 Additional Investment Made After Acquisition	11 Amount of Encumbrances	12 Commitment for Additional Investment	13 Percentage of Ownership
		City	State									
000000-00-0	Equistone Partners Europe Fund VI, L.P.	Wilmington	DE	Equistone Partners Europe		02/01/2018		681,657			3,508,964	0.450
000000-00-0	Felicitas Ventures IX, L.P.	Wilmington	DE	Felicitas Ventures		01/25/2023		455,000			3,250,000	0.430
000000-00-0	FirstMark Capital IV, L.P.	Wilmington	DE	FirstMark Capital		05/20/2016		165,000			1,255,000	0.400
000000-00-0	FirstMark Capital OF IV, L.P.	Wilmington	DE	FirstMark Capital		03/03/2022		105,000			6,995,134	1.400
000000-00-0	FirstMark Capital V, L.P.	Wilmington	DE	FirstMark Capital		09/27/2019		140,000			3,177,632	1.840
000000-00-0	Five Elms Fund V, LP	Wilmington	DE	Five Elms Capital		06/08/2021		780,848			14,632,259	3.850
000000-00-0	Foundation Capital IX, L.P.	Wilmington	DE	Foundation Capital		08/17/2018		271,037			1,754,245	2.850
000000-00-0	Foundry Venture Capital 2010, L.P.	Wilmington	DE	Foundry Group		08/15/2010		140,625			483,750	9.700
000000-00-0	Fulcrum Growth Fund V, LLC	Wilmington	DE	Fulcrum Equity Partners		09/30/2023		1,175,000			23,500,000	6.710
000000-00-0	Genstar Capital Partners IX, L.P.	Wilmington	DE	Genstar Capital		01/28/2019		91,552			3,614,994	0.560
000000-00-0	Genstar Capital Partners VII, L.P.	Wilmington	DE	Genstar Capital		07/02/2015		62,627			155	1.060
000000-00-0	Genstar Capital Partners VIII	Wilmington	DE	Genstar Capital		03/23/2017		74,657			1,761,576	0.630
000000-00-0	Global Infrastructure Partners III A/B	Wilmington	DE	Global Infrastructure Partners		07/08/2016		185,529			5,427,140	0.900
000000-00-0	Global Infrastructure Partners IV, L.P.	Wilmington	DE	Global Infrastructure Partners		05/01/2019		568,485			1,627,931	0.030
000000-00-0	GrandBanks Capital Ventures II	Wilmington	DE	GrandBanks Capital		05/10/2008		102,375				17.500
000000-00-0	Green Equity Investors IX, L.P.	Wilmington	DE	Leonard Green & Partners		08/31/2023		43,274			4,498,904	0.030
000000-00-0	Green Equity Investors VI, L.P.	Wilmington	DE	Leonard Green & Partners		12/15/2011		954,382			515,666	0.640
000000-00-0	Green Equity Investors VII, L.P. & Side VII	Wilmington	DE	Leonard Green & Partners		02/29/2016		1,650,182			3,283,594	0.210
000000-00-0	GSO Capital Opportunities Fund III	Wilmington	DE	Blackstone Credit		06/17/2016		137,819			14,654,292	0.750
000000-00-0	GSO Energy Select Opportunities Fund II LP	Wilmington	DE	Blackstone Credit		11/09/2018		151,612			17,401,844	0.560
000000-00-0	GTCR Fund XII	Wilmington	DE	GTCR		08/29/2017		230,300			4,052,268	0.430
000000-00-0	GTCR Fund XIII, LP	Wilmington	DE	GTCR		10/21/2020		202,500			12,011,124	0.320
000000-00-0	GTCR Strategic Growth Fund I, L.P.	Wilmington	DE	GTCR		10/26/2021		1,226,000			7,352,000	0.450
000000-00-0	Harbourvest Guardian Co-Investment Fund L.P.	Wilmington	DE	HarbourVest Partners		12/11/2015		1,125,000			13,862,682	123.750
000000-00-0	HarbourVest Guardian Co-Investment Fund L.P. - Tranche 3	Wilmington	DE	HarbourVest Partners		12/08/2021		8,222,500			108,680,000	94.390
000000-00-0	Harvest Fund IX, L.P.	Wilmington	DE	Harvest Partners		09/01/2021		2,060,328			16,003,255	0.500
000000-00-0	High Street Real Estate Fund VII	Wilmington	DE	High Street Real Estate Fund VII, GP		08/16/2021		2,113,402				6.150
000000-00-0	High Street Value Fund I, L.P.	Wilmington	DE	High Street Value Fund I, G.P.		06/26/2023		5,188,235			13,341,181	11.250
000000-00-0	HPS Mezzanine Partners III, L.P.	Wilmington	DE	HPS Investment Partners		07/11/2016		192,087			4,206,894	2.670
000000-00-0	HPS Special Situations Opportunity Fund II, L.P.	Wilmington	DE	HPS Investment Partners		09/06/2022		15,063,560			69,928,645	36.810
000000-00-0	HSPREF VII Venture LLC	Wilmington	DE	High Street Real Estate Fund VII, GP		03/01/2023		17,647,059				15.690
000000-00-0	Huron Fund IV, L.P.	Wilmington	DE	Huron Capital		12/14/2012		88,770			1,771,761	4.140
000000-00-0	Investindustrial VII L.P.	Wilmington	DE	Investindustrial		03/26/2019		1,722,422			6,787,437	0.590
000000-00-0	ISO Global Infrastructure Fund II, L.P.	Wilmington	DE	I Squared Capital		06/27/2017		952,137			3,349,198	0.370
000000-00-0	Jade Equity Investors, L.P.	Wilmington	DE	Leonard Green & Partners		10/03/2019		375,677			2,749,368	0.270
000000-00-0	Kinderhook Capital Fund V, L.P.	Wilmington	DE	Kinderhook Industries		06/03/2016		266,667			3,830,402	2.670
000000-00-0	Kinderhook Capital Fund VII, L.P.	Wilmington	DE	Kinderhook Industries		10/19/2021		2,043,424			11,375,985	1.140
000000-00-0	Levine Leichtman Capital Partners V, L.P.	Wilmington	DE	Levine Leichtman Capital Partners		03/22/2013		41,495			3,321,681	1.370
000000-00-0	Lime Rock Partners VIII, L.P.	Wilmington	CYM	Lime Rock Partners		10/31/2018		351,356			3,059,455	3.330
000000-00-0	Lovell Minnick Equity Partners IV, L.P.	Wilmington	DE	Lovell Minnick Partners		10/28/2014		132,553			1,781,803	3.620
000000-00-0	Lovell Minnick Equity Partners V, LP	Wilmington	DE	Lovell Minnick Partners		11/16/2018		2,287,459			4,670,741	1.680
000000-00-0	Meritech Capital Partners VII, L.P.	Wilmington	DE	Meritech Capital Partners		05/05/2020		687,500			4,400,000	1.250
000000-00-0	Meritech Franchise Fund L.P.	Wilmington	DE	Meritech Capital Partners		05/06/2021		110,000			2,820,000	1.600
000000-00-0	MSouth Equity Partners IV, L.P.	Wilmington	DE	MSouth Equity Partners		02/28/2018		2,422,787			1,821,050	2.130
000000-00-0	Opus Capital Venture Partners VI, LP	Wilmington	DE	Opus Capital		05/06/2010		251,896			3,746,746	10.080
000000-00-0	Platte River Equity IV, L.P.	Wilmington	DE	Platte River Equity		06/15/2017		1,000,096			7,457,697	3.200
000000-00-0	QED Fund VII, LP	Wilmington	DE	QED Investors		07/29/2021		274,171			2,137,375	0.990
000000-00-0	QED Growth Fund, LP	Wilmington	DE	QED Investors		08/12/2021		680,220			968,743	1.670

STATEMENT AS OF SEPTEMBER 30, 2023 OF THE GUARDIAN LIFE INSURANCE COMPANY OF AMERICA

SCHEDULE BA - PART 2

Showing Other Long-Term Invested Assets ACQUIRED AND ADDITIONS MADE During the Current Quarter

1 CUSIP Identification	2 Name or Description	3 Location		5 Name of Vendor or General Partner	6 NAIC Designation, NAIC Designation Modifier and SVO Admini- strative Symbol	7 Date Originally Acquired	8 Type and Strategy	9 Actual Cost at Time of Acquisition	10 Additional Investment Made After Acquisition	11 Amount of Encumbrances	12 Commitment for Additional Investment	13 Percentage of Ownership
		City	State									
000000-00-0	Radical Ventures III, L.P.	Wilmington	DE	Radical Ventures		08/31/2023		875,728			3,874,272	0.860
000000-00-0	Redpoint Ventures IX, L.P.	Wilmington	DE	Redpoint Ventures		04/18/2022			104,712		1,250,000	0.190
000000-00-0	Redview Capital		CYM	Redview Capital		11/20/2015			135,040		1,296,764	1.600
000000-00-0	STG Allegro, L.P.		CYM	Symphony Technology Group		06/16/2021			1,431,979		12,038,382	1.740
000000-00-0	Stork SPV, L.P.	Wilmington	DE	Amulet Capital Partners		01/06/2022			8,504		1,438,366	1.690
000000-00-0	Sumeru Equity Partners IV, L.P.	Wilmington	DE	Sumeru Equity Partners		01/18/2022			2,110,896		15,865,506	1.760
000000-00-0	Sverica Capital Partners VI-A LP	Wilmington	DE	Sverica Capital		09/30/2023		2,062,500			22,937,500	2.500
000000-00-0	Thompson Street Capital Partners IV, L.P.	Wilmington	DE	Thompson Street Capital Partners		12/08/2015			253,592		1,873,953	3.120
000000-00-0	Thompson Street Capital Partners V, L.P.	Wilmington	DE	Thompson Street Capital Partners		04/02/2018			45,027		3,582,330	1.700
000000-00-0	Thompson Street Capital VI, L.P.	Wilmington	DE	Thompson Street Capital Partners		04/20/2021			161,368		16,774,899	2.030
000000-00-0	Trident IX, L.P.	Wilmington	DE	Stone Point Capital		12/06/2021			550,951		2,143,881	0.050
000000-00-0	Trident VI, L.P.		CYM	Stone Point Capital		12/15/2013			36,719		1,053,586	0.560
000000-00-0	Trivest Discovery Fund II, L.P.	Wilmington	DE	Trivest Partners		03/14/2022			466,739		8,164,269	1.610
000000-00-0	Trivest Fund VI, L.P.	Wilmington	DE	Trivest Partners		08/22/2017			395,368		8,566,755	3.410
000000-00-0	Trivest Fund VII, L.P.	Wilmington	DE	Trivest Partners		07/31/2023		1,237,411			14,932,011	1.750
000000-00-0	TSG6, L.P.	Wilmington	DE	TSG Consumer Partners		11/15/2011			58,790		1,910,161	0.940
000000-00-0	TSG7 L.P. A	Wilmington	DE	TSG Consumer Partners		11/20/2015			80,710		3,748,645	0.930
000000-00-0	TSG7, L.P. B	Wilmington	DE	TSG Consumer Partners		11/20/2015			17,250		121,152	0.780
000000-00-0	TSG8 L.P.	Wilmington	DE	TSG Consumer Partners		10/25/2018			2,208,179		7,663,650	0.530
000000-00-0	Upfront V, L.P.	Wilmington	DE	Upfront Ventures		12/23/2014			123,769		8,584,454	5.420
000000-00-0	venBio Global Strategic Fund III, L.P.	Wilmington	DE	venBio Partners		12/18/2019			354,101		1,129,424	3.430
000000-00-0	Windrose Health Investors VI, L.P.	Wilmington	DE	WindRose Health Investors		03/02/2022			1,549,559		10,611,268	1.300
2599999. Joint Venture Interests - Other - Unaffiliated								21,093,839	106,051,778		817,689,840	XXX
000000-00-0	CREA Corporate Tax Credit Fund 85, LP	Wilmington	DE	CREA Corporate Tax Credit Fund 85, LP		06/21/2021			7,743,671			
000000-00-0	R4 Housing Partners XVI LP	Wilmington	DE	R4 Housing Partners XVI LP		07/01/2021			6,486,623			
000000-00-0	CREA Corporate Tax Credit Fund 91, LP	Wilmington	DE	CREA Corporate Tax Credit Fund 91, LP		06/01/2022			34,709			
000000-00-0	Alliant Tax Credit Fund 117, LP	Wilmington	DE	Alliant Tax Credit Fund 117, LP		06/23/2023			443,034			
3799999. Non-Guaranteed Federal Low Income Housing Tax Credit - Unaffiliated									14,708,037			XXX
000000-00-0	Core Senior Lending Fund II Feeder, L.P. - Equity Tranche	Wilmington	DE	HPS Investment Partners		03/30/2022			11,928,576		167,368,434	15.000
000000-00-0	Credit Value Fund VII Feeder, L.P. - Equity Tranche	Wilmington	DE	HPS Investment Partners		06/01/2022			2,607,924		8,124,740	3.600
000000-00-0	HPS Strategic Investment Partners V Feeder, L.P. - Equity Tranche	Wilmington	DE	HPS Investment Partners		02/24/2022			11,379,030		140,655,651	6.950
5699999. Residual Tranches or Interests with Underlying Assets Having Characteristics of Other - Unaffiliated									25,915,530		316,148,825	XXX
000000-00-0	Advantage Capital Solar Partners IV, LLC	Wilmington	DE	Advantage Capital Solar Partners IV, LLC		08/26/2021			1,143,884			
000000-00-0	RG Badger Solar, LLC	Wilmington	DE	RG Badger Solar, LLC		08/31/2022			8,843,454			
000000-00-0	MG Shad, LLC	Wilmington	DE	MG Shad, LLC		08/31/2022			3,921,385			
5899999. Any Other Class of Assets - Unaffiliated									13,908,724			XXX
6099999. Total - Unaffiliated								21,093,839	160,584,068		1,133,838,665	XXX
6199999. Total - Affiliated								2,337,500	8,999,232		23,732,186	XXX
6299999 - Totals								23,431,339	169,583,300		1,157,570,851	XXX

E03.2

STATEMENT AS OF SEPTEMBER 30, 2023 OF THE GUARDIAN LIFE INSURANCE COMPANY OF AMERICA

SCHEDULE BA - PART 3

Showing Other Long-Term Invested Assets DISPOSED, Transferred or Repaid During the Current Quarter

1 CUSIP Identification	2 Name or Description	Location		5 Name of Purchaser or Nature of Disposal	6 Date Originally Acquired	7 Disposal Date	8 Book/ Adjusted Carrying Value Less Encum- brances, Prior Year	Change in Book/Adjusted Carrying Value						15 Book/ Adjusted Carrying Value Less Encum- brances on Disposal	16 Consid- eration	17 Foreign Exchange Gain (Loss) on Disposal	18 Realized Gain (Loss) on Disposal	19 Total Gain (Loss) on Disposal	20 Invest- ment Income
		3 City	4 State					9 Unrealized Valuation Increase (De- crease)	10 Current Year's (Depre- ciation) or (Amorti- zation)/ Accretion	11 Current Year's Other Than Temporary Impairment Recogn- ized	12 Capital- ized Deferred Interest and Other	13 Total Change in Book/ Adjusted Carrying Value (9+10- 11+12)	14 Total Foreign Exchange Change in Book/ Adjusted Carrying Value						
000000-00-0	CESLA PLACE APARTMENTS, LLC	Wilmington	DE	CAPITAL DISTRIBUTION	08/16/2018	09/30/2023	154,190							154,190	154,190				
2299999. Joint Venture Interests - Real Estate - Affiliated								154,190						154,190	154,190				
000000-00-0	57 Stars Global Opportunity 3 (Guardian) Series 2	Wilmington	DE	CAPITAL DISTRIBUTION	09/23/2015	09/30/2023	1,821,413							1,821,413	1,821,413				
000000-00-0	57 Stars Global Opportunity 3 (Guardian) Series 3	Wilmington	DE	CAPITAL DISTRIBUTION	03/27/2017	09/12/2023	36,523							36,523	36,523				
000000-00-0	57 Stars Global Opportunity Fund 3 L.P.	Wilmington	DE	CAPITAL DISTRIBUTION	04/13/2011	09/29/2023	837,037							837,037	837,037				
000000-00-0	Advantech Capital		CYM	CAPITAL DISTRIBUTION	11/20/2015	09/19/2023	4,332							4,332	4,332				
000000-00-0	Advantech Capital II LP		CYM	CAPITAL DISTRIBUTION	03/29/2018	09/30/2023	3,641							3,641	3,641				
000000-00-0	Affinity Asia Pacific Fund V L.P.		CYM	CAPITAL DISTRIBUTION	11/17/2017	09/30/2023	5,166							5,166	5,166				
000000-00-0	ASF VII Infrastructure L.P.			CAPITAL DISTRIBUTION	05/24/2017	09/30/2023	142,494							142,494	142,494				
000000-00-0	Battery Ventures XI Side Fund, L.P.	Wilmington	DE	CAPITAL DISTRIBUTION	02/16/2016	09/30/2023	31,346							31,346	31,346				
000000-00-0	Battery Ventures XI, L.P.	Wilmington	DE	CAPITAL DISTRIBUTION	02/16/2016	09/30/2023	64,302							64,302	64,302				
000000-00-0	Beekman Investment Partners III	Wilmington	DE	CAPITAL DISTRIBUTION	12/19/2014	09/12/2023	226,760							226,760	226,760				
000000-00-0	Beekman Investment Partners IV, LP	Wilmington	DE	CAPITAL DISTRIBUTION	04/16/2018	09/30/2023	642,353							642,353	642,353				
000000-00-0	Black Diamond Capital Opportunity Fund V, L.P.	Wilmington	DE	CAPITAL DISTRIBUTION	10/29/2019	09/30/2023	1,864,987							1,864,987	1,864,987				
000000-00-0	Brightstar Capital Partners Fund II, L.P.	Wilmington	DE	CAPITAL DISTRIBUTION	02/01/2021	09/30/2023	830,706							830,706	830,706				
000000-00-0	Brynwood Partners IX L.P.	Wilmington	DE	CAPITAL DISTRIBUTION	02/07/2023	09/13/2023	1,192,793							1,192,793	1,192,793				
000000-00-0	Brynwood Partners VIII	Wilmington	DE	CAPITAL DISTRIBUTION	12/15/2017	09/01/2023	278,317							278,317	278,317				
000000-00-0	Capstreet V, L.P.	Wilmington	DE	CAPITAL DISTRIBUTION	06/20/2019	09/30/2023	21,873							21,873	21,873				
000000-00-0	CCMP Capital Investors III, L.P.	Wilmington	DE	CAPITAL DISTRIBUTION	06/20/2013	09/30/2023	339,992							339,992	339,992				
000000-00-0	Centerbridge Capital Partners II	Wilmington	DE	CAPITAL DISTRIBUTION	12/22/2010	09/30/2023	135,747							135,747	135,747				
000000-00-0	Davidson Kempner Long-Term Distressed Opportunities Fund V, L.P.	Wilmington	DE	CAPITAL DISTRIBUTION	08/20/2019	09/30/2023	434,265							434,265	434,265				
000000-00-0	Energy Spectrum VIII LP	Wilmington	DE	CAPITAL DISTRIBUTION	11/01/2018	09/29/2023	214,087							214,087	214,087				
000000-00-0	Equistone Partners Europe Fund VI, L.P.		LUX	CAPITAL DISTRIBUTION	02/01/2018	09/30/2023	306,080							306,080	306,080				
000000-00-0	Felicis Ventures V LP	Wilmington	DE	CAPITAL DISTRIBUTION	04/20/2016	09/28/2023	1,343,077							1,343,077	1,343,077				
000000-00-0	Foundation Capital VIII, L.P.	Wilmington	DE	CAPITAL DISTRIBUTION	06/16/2015	08/07/2023	5,436							5,436	5,436				
000000-00-0	Foundry Group Select Fund, L.P.	Wilmington	DE	CAPITAL DISTRIBUTION	07/19/2013	07/31/2023	703,920							703,920	703,920				
000000-00-0	Foundry Venture Capital 2013, L.P.	Wilmington	DE	CAPITAL DISTRIBUTION	09/10/2012	08/29/2023	282,214							282,214	282,214				
000000-00-0	Genstar Capital Partners IX, L.P.	Wilmington	DE	CAPITAL DISTRIBUTION	01/28/2019	09/08/2023	400,761							400,761	400,761				
000000-00-0	Global Infrastructure Partners III A/B	Wilmington	DE	CAPITAL DISTRIBUTION	07/08/2016	09/30/2023	335,668							335,668	335,668				
000000-00-0	GrandBanks Capital Ventures II	Wilmington	DE	CAPITAL DISTRIBUTION	05/10/2008	08/22/2023	27,332							27,332	27,332				
000000-00-0	Green Equity Investors VI, L.P.	Wilmington	DE	CAPITAL DISTRIBUTION	12/15/2011	09/30/2023	28,735							28,735	28,735				
000000-00-0	Green Equity Investors VII, L.P. & Side VII	Wilmington	DE	CAPITAL DISTRIBUTION	02/29/2016	09/14/2023	1,743,966							1,743,966	1,743,966				
000000-00-0	Green Equity Investors VIII, L.P.	Wilmington	DE	CAPITAL DISTRIBUTION	10/03/2019	09/30/2023	64,735							64,735	64,735				
000000-00-0	GSO Capital Opportunities Fund III	Wilmington	DE	CAPITAL DISTRIBUTION	06/17/2016	09/18/2023	20,727							20,727	20,727				
000000-00-0	GSO Energy Select Opportunities Fund II LP	Wilmington	DE	CAPITAL DISTRIBUTION	11/09/2018	09/20/2023	1,720,145							1,720,145	1,720,145				
000000-00-0	Harvest Fund IX, L.P.	Wilmington	DE	CAPITAL DISTRIBUTION	09/01/2021	09/08/2023	187,139							187,139	187,139				
000000-00-0	HPS Mezzanine Partners III, L.P.	Wilmington	DE	CAPITAL DISTRIBUTION	07/11/2016	09/30/2023	1,062,990							1,062,990	1,062,990				
000000-00-0	Huron Fund IV, L.P.	Wilmington	DE	CAPITAL DISTRIBUTION	12/14/2012	09/30/2023	88,770							88,770	88,770				
000000-00-0	Investindustrial VII L.P.			CAPITAL DISTRIBUTION	03/26/2019	09/30/2023	177,223							177,223	177,223				
000000-00-0	ISO Global Infrastructure Fund III, L.P.	Wilmington	DE	CAPITAL DISTRIBUTION	06/27/2017	09/15/2023	101,676							101,676	101,676				
000000-00-0	Kinderhook Capital Fund V, L.P.	Wilmington	DE	CAPITAL DISTRIBUTION	06/03/2016	09/07/2023	2,264,361							2,264,361	2,264,361				
000000-00-0	Lime Rock Partners VIII, L.P.		CYM	CAPITAL DISTRIBUTION	10/31/2018	09/19/2023	303,231							303,231	303,231				
000000-00-0	Meritech Capital Partners VI, L.P.	Wilmington	DE	CAPITAL DISTRIBUTION	05/18/2018	09/11/2023	136,075							136,075	136,075				
000000-00-0	PIMCO BRAVO Fund, LP	Wilmington	DE	CAPITAL DISTRIBUTION	11/14/2011	08/31/2023	2,600	2,600				2,600					(2,600)	(2,600)	
000000-00-0	Platte River Equity IV, L.P.	Wilmington	DE	CAPITAL DISTRIBUTION	06/15/2017	07/07/2023	1,525,240							1,525,240	1,525,240				
000000-00-0	Primus Capital Fund VIII, L.P.	Wilmington	DE	CAPITAL DISTRIBUTION	06/22/2017	09/18/2023	1,873,040							1,873,040	1,873,040				
000000-00-0	Radical Ventures III, L.P.	Wilmington	DE	CAPITAL DISTRIBUTION	07/31/2023	09/30/2023	(31,781)							(31,781)	(31,781)				
000000-00-0	Redview Capital		CYM	CAPITAL DISTRIBUTION	11/20/2015	09/19/2023	477,027							477,027	477,027				
000000-00-0	Stork SPV, L.P.	Wilmington	DE	CAPITAL DISTRIBUTION	01/06/2022	07/07/2023	2,474							2,474	2,474				
000000-00-0	SVB Capital Preferred Return Fund, LP	Wilmington	DE	CAPITAL DISTRIBUTION	09/16/2009	07/18/2023	928,800							928,800	928,800				

E03.3

STATEMENT AS OF SEPTEMBER 30, 2023 OF THE GUARDIAN LIFE INSURANCE COMPANY OF AMERICA

SCHEDULE BA - PART 3

Showing Other Long-Term Invested Assets DISPOSED, Transferred or Repaid During the Current Quarter

1 CUSIP Identification	2 Name or Description	Location		5 Name of Purchaser or Nature of Disposal	6 Date Originally Acquired	7 Disposal Date	8 Book/ Adjusted Carrying Value Less Encum- brances, Prior Year	Change in Book/Adjusted Carrying Value						15 Book/ Adjusted Carrying Value Less Encum- brances on Disposal	16 Consid- eration	17 Foreign Exchange Gain (Loss) on Disposal	18 Realized Gain (Loss) on Disposal	19 Total Gain (Loss) on Disposal	20 Invest- ment Income	
		3 City	4 State					9 Unrealized Valuation Increase (De- crease)	10 Current Year's (Depre- ciation) or (Amorti- zation)/ Accretion	11 Current Year's Other Than Temporary Impairment Recogn- ized	12 Capital- ized Deferred Interest and Other	13 Total Change in Book/ Adjusted Carrying Value (9+10- 11+12)	14 Total Foreign Exchange Change in Book/ Adjusted Carrying Value							
000000-00-0	Thompson Street Capital Partners IV, L.P.	Wilmington	DE	CAPITAL DISTRIBUTION	12/08/2015	09/14/2023	33,734						33,734	33,734						
000000-00-0	Trident VI, L.P.		DE	CAPITAL DISTRIBUTION	12/15/2013	09/06/2023	1,508,227						1,508,227	1,508,227						
000000-00-0	Trivest Fund VI, L.P.	Wilmington	DE	CAPITAL DISTRIBUTION	08/22/2017	09/08/2023	1,032,619						1,032,619	1,032,619						
000000-00-0	TS97, L.P. B	Wilmington	DE	CAPITAL DISTRIBUTION	11/20/2015	08/25/2023	163,878						163,878	163,878						
000000-00-0	TS98 L.P.	Wilmington	DE	CAPITAL DISTRIBUTION	10/25/2018	08/31/2023	484,886						484,886	484,886						
000000-00-0	Upfront V, L.P.	Wilmington	DE	CAPITAL DISTRIBUTION	12/23/2014	07/13/2023	124,733						124,733	124,733						
000000-00-0	Warburg Pincus Energy	Wilmington	DE	CAPITAL DISTRIBUTION	05/01/2014	08/24/2023	816,000						816,000	816,000						
000000-00-0	Warburg Pincus Private Equity XII, L.P.	Wilmington	DE	CAPITAL DISTRIBUTION	11/19/2015	08/18/2023	855,600						855,600	855,600						
000000-00-0	Warburg, Pincus Private Equity XI, LP	Wilmington	DE	CAPITAL DISTRIBUTION	08/01/2012	09/19/2023	965,305						965,305	965,305						
000000-00-0	Windrose Health Investors VI, L.P.	Wilmington	DE	CAPITAL DISTRIBUTION	03/02/2022	09/30/2023	146,428						146,428	146,428						
000000-00-0	Various	Wilmington	DE	Prior Period Adjustment	09/30/2023	09/30/2023							198	198			198	198		
2599999. Joint Venture Interests - Other - Unaffiliated							31,341,206	2,600				2,600	31,338,604	31,338,604			(2,402)	(2,402)		
000000-00-0	Blue Earth Solar 2017, LLC	Wilmington	DE	Blue Earth Solar 2017, LLC	10/26/2017	09/30/2023	78,331						78,331	78,331						
000000-00-0	Conway RG Solar, LLC	Wilmington	DE	Conway RG Solar, LLC	02/09/2018	09/30/2023	18,676						18,676	18,676						
000000-00-0	RG Plymouth Solar LLC	Wilmington	DE	RG Plymouth Solar LLC	05/30/2018	09/30/2023	123,755						123,755	123,755						
000000-00-0	USB RETC Fund 2018-11, LLC	Wilmington	DE	USB RETC Fund 2018-11, LLC	06/18/2018	09/30/2023	110,919						110,919	110,919						
000000-00-0	USB RETC 2018-10, LLC	Wilmington	DE	USB RETC 2018-10, LLC	07/26/2018	09/30/2023	209,669						209,669	209,669						
000000-00-0	RG Redlands Solar, LLC	Wilmington	DE	RG Redlands Solar, LLC	08/15/2018	09/30/2023	23,877						23,877	23,877						
000000-00-0	RG Waseca Solar LLC	Wilmington	DE	RG Waseca Solar LLC	09/20/2018	09/30/2023	96,947						96,947	96,947						
000000-00-0	RG Worchester Solar, LLC	Wilmington	DE	RG Worchester Solar, LLC	10/09/2018	09/30/2023	32,955						32,955	32,955						
000000-00-0	RBC Skyhigh Sun Holding Company, LLC	Wilmington	DE	RBC Skyhigh Sun Holding Company, LLC	10/15/2018	09/30/2023	65,785						65,785	65,785						
000000-00-0	Advantage Capital Solar Partners II, LLC	Wilmington	DE	Advantage Capital Solar Partners II, LLC	10/29/2018	09/30/2023	110,058						110,058	110,058						
000000-00-0	Fayetteville RG Solar, LLC	Wilmington	DE	Fayetteville RG Solar, LLC	11/05/2018	09/30/2023	81,815						81,815	81,815						
000000-00-0	MPC 2019 Energy Fund I, LLC	Wilmington	DE	MPC 2019 Energy Fund I, LLC	04/24/2019	09/30/2023	321,468						321,468	321,468						
000000-00-0	USB RETC Fund 2019-1, LLC	Wilmington	DE	USB RETC Fund 2019-1, LLC	04/25/2019	09/30/2023	607,604						607,604	607,604						
000000-00-0	RBC-VSF 26 Holding Company, LLC	Wilmington	DE	RBC-VSF 26 Holding Company, LLC	06/03/2019	09/30/2023	219,755						219,755	219,755						
000000-00-0	RG Roanoke Solar, LLC	Wilmington	DE	RG Roanoke Solar, LLC	06/27/2019	09/30/2023	77,058						77,058	77,058						
000000-00-0	MG Clackamas, LLC	Wilmington	DE	MG Clackamas, LLC	07/26/2019	09/30/2023	370,508						370,508	370,508						
000000-00-0	RG Nittany Solar, LLC	Wilmington	DE	RG Nittany Solar, LLC	08/28/2019	09/30/2023	335,412						335,412	335,412						
000000-00-0	USB RETC Fund 2019-5, LLC	Wilmington	DE	USB RETC Fund 2019-5, LLC	11/04/2019	09/30/2023	222,745						222,745	222,745						
000000-00-0	RBC-Fern Holding Company, LLC	Wilmington	DE	RBC-Fern Holding Company, LLC	12/18/2019	09/30/2023	143,642						143,642	143,642						
000000-00-0	MG Gas City, LLC	Wilmington	DE	MG Gas City, LLC	04/13/2020	09/30/2023	412,012						412,012	412,012						
000000-00-0	RG Mankato Solar, LLC	Wilmington	DE	RG Mankato Solar, LLC	04/15/2020	09/30/2023	95,868						95,868	95,868						
000000-00-0	USB RETC Fund 2021-3, LLC (LGS V)	Wilmington	DE	USB RETC Fund 2021-3, LLC (LGS V)	03/26/2021	09/30/2023	145,323						145,323	145,323						
000000-00-0	MG Dancing Feather, LLC	Wilmington	DE	MG Dancing Feather, LLC	04/15/2021	09/30/2023	326,909						326,909	326,909						
000000-00-0	RG Haberdasher Solar, LLC	Wilmington	DE	RG Haberdasher Solar, LLC	04/15/2021	09/30/2023	73,950						73,950	73,950						
000000-00-0	Advantage Capital Solar Partners IV, LLC	Wilmington	DE	Advantage Capital Solar Partners IV, LLC	08/26/2021	09/30/2023	327,340						327,340	327,340						
000000-00-0	USB RETC Fund 2022-6, Llc (LGS VI)	Wilmington	DE	USB RETC Fund 2022-6, Llc (LGS VI)	01/28/2022	09/30/2023	111,329						111,329	111,329						
000000-00-0	MG Hoosier Clowns, LLC	Wilmington	DE	MG Hoosier Clowns, LLC	01/28/2022	09/30/2023	257,201						257,201	257,201						
5899999. Any Other Class of Assets - Unaffiliated							5,000,912						5,000,912	5,000,912						
6099999. Total - Unaffiliated							36,342,118	2,600				2,600	36,339,716	36,339,716			(2,402)	(2,402)		
6199999. Total - Affiliated							154,190						154,190	154,190						
6299999 - Totals							36,496,308	2,600				2,600	36,493,906	36,493,906			(2,402)	(2,402)		

E03.4

STATEMENT AS OF SEPTEMBER 30, 2023 OF THE GUARDIAN LIFE INSURANCE COMPANY OF AMERICA

SCHEDULE D - PART 3

Show All Long-Term Bonds and Stock Acquired During the Current Quarter

1	2	3	4	5	6	7	8	9	10
CUSIP Identification	Description	Foreign	Date Acquired	Name of Vendor	Number of Shares of Stock	Actual Cost	Par Value	Paid for Accrued Interest and Dividends	NAIC Designation, NAIC Designation Modifier and SVO Administrative Symbol
698299-BW-3	REPUBLIC OF PANAMA GOVT NATIONAL 6.875% 01/31/36	D	09/27/2023	ALLIANCE BERNSTEIN		691,333	697,000		2.C FE
0309999999. Subtotal - Bonds - All Other Governments						691,333	697,000		XXX
105933-AA-3	BRAVO Residential Funding Trus SERIES 2023NQM2 CLASS A1 4.500% 05/25/62		08/02/2023	BANK OF AMERICA		9,019,117	9,518,857	3,570	1.A FE
24381J-AA-5	Deephaven Residential Mortgage SERIES 20214 CLASS A1 1.931% 11/25/66		07/26/2023	BANK OF AMERICA		9,990,338	11,928,762	17,276	1.A FE
0909999999. Subtotal - Bonds - U.S. Special Revenues						19,009,455	21,447,619	20,846	XXX
00138C-AV-0	AIG GLOBAL FUNDING BASIC 5.900% 09/19/28		09/15/2023	J.P. MORGAN		24,988,050	25,000,000		1.F FE
00164V-AE-3	AMC NETWORKS INC BASIC 4.750% 08/01/25		09/20/2023	TRUIST		695,625	750,000	5,047	3.C FE
00287Y-CB-3	ABBVIE INC 4.25% Due 11/21/2049 MN21 4.250% 11/21/49		08/23/2023	BARCLAYS		821,270	1,000,000	11,097	2.A FE
00623P-AB-7	ADAMS HOMES INC AHOMES 9 1/4 10/15/2028 9.250% 10/15/28		09/22/2023	WELLS FARGO SECURITIES LLC		5,000,000	5,000,000		4.A FE
00687Y-AC-9	ADIENT GLOBAL HOLDINGS BASIC 8.250% 04/15/31		08/14/2023	JEFFERIES & COMPANY INC.		2,065,000	2,000,000	69,667	4.C FE
00724P-AD-1	ADOBE INC BASIC 2.300% 02/01/30		09/18/2023	BARCLAYS		2,058,840	2,400,000	7,513	1.E FE
01627A-AD-0	ALIGNED DATA CENTERS LLC SERIES 20231A CLASS A2 6.000% 08/17/48		08/10/2023	Various		20,516,034	21,000,000		1.G FE
02406P-BB-5	AMERITEX AXLE & MFG INC BASIC 5.000% 10/01/29		08/04/2023	MARKET AXESS		3,305,837	3,900,000	68,375	4.B FE
030727-AA-9	AMERITEX HOLDCO INTERMED BASIC 10.250% 10/15/28		09/28/2023	BANK OF AMERICA		2,475,875	2,500,000		4.B FE
03464H-AA-3	Angel Oak Mortgage Trust SERIES 20225 CLASS A1 4.500% 05/25/67		08/09/2023	SOCIETE GENERALE		12,539,779	12,996,694	16,246	1.A FE
04288B-AB-6	ARSENAL AIC PARENT LLC BASIC 8.000% 10/01/30		07/27/2023	WELLS FARGO SECURITIES LLC		500,000	500,000		3.A FE
04288B-AB-6	ARSENAL AIC PARENT LLC BASIC 8.000% 10/01/30		07/27/2023	WELLS FARGO SECURITIES LLC		500,000	500,000		3.C FE
04685A-2V-2	ATHENE GLOBAL FUNDING BASIC 2.500% 03/24/28		09/12/2023	Various		5,057,447	5,915,000	69,830	1.E FE
04685A-3C-3	ATHENE GLOBAL FUNDING BASIC 1.985% 08/19/28		09/07/2023	WELLS FARGO SECURITIES LLC		4,313,068	5,245,000	6,362	1.E FE
055985-AJ-4	BMO Mortgage Trust SERIES 202306 CLASS AS 6.550% 09/15/56		08/11/2023	BMO CAPITAL MARKETS		1,544,993	1,500,000	7,915	1.A FE
055985-AK-1	BMO Mortgage Trust SERIES 202306 CLASS B 6.636% 09/15/56		08/11/2023	BMO CAPITAL MARKETS		1,000,000	1,000,000	5,345	1.D FE
055986-AC-7	BMO Mortgage Trust SERIES 20235C1 CLASS A3 6.534% 08/15/56		07/27/2023	BMO CAPITAL MARKETS		5,407,498	5,250,000	14,293	1.A FE
055986-AF-0	BMO Mortgage Trust SERIES 20235C1 CLASS AS 7.355% 08/15/56		07/27/2023	BMO CAPITAL MARKETS		5,135,054	5,000,000	15,323	1.A FE
06211E-AP-6	Bank5 SERIES 20235YR3 CLASS AS 7.315% 09/15/56		09/19/2023	Various		14,881,597	14,500,000	79,555	1.D FE
06541D-BN-3	BANK SERIES oBNK46 CLASS AS 6.385% 08/15/56		08/02/2023	WELLS FARGO SECURITIES LLC		3,089,913	3,000,000	4,789	1.C FE
06541D-BT-0	BANK SERIES oBNK46 CLASS B 6.999% 08/15/56		08/02/2023	WELLS FARGO SECURITIES LLC		2,038,712	2,000,000	3,500	1.D FE
07556Q-BT-1	BEAZER HOMES USA BASIC 7.250% 10/15/29		08/21/2023	MARKET AXESS		1,921,840	2,000,000	51,354	4.A FE
08163V-AC-1	Benchmark Mortgage Trust SERIES 2023V3 CLASS A3 6.363% 07/17/56		07/19/2023	GOLDMAN SACHS		12,874,993	12,500,000	70,699	1.A FE
09581#-AA-2	BLUE OIL GP STAKES V ISSUER A BLUE OIL STAKES V ISSUER A 7.110% 08/22/43		08/23/2023	WELLS FARGO SECURITIES LLC		14,970,000	14,970,000		1.D PL
09581@-AA-4	BLUE OIL GP STAKES V ISSUER B BLUE OIL GP STAKES V ISSUER B 7.110% 08/22/43		08/23/2023	WELLS FARGO SECURITIES LLC		15,030,000	15,030,000		1.D PL
09857L-AR-9	BOOKING HOLDINGS INC BASIC 4.625% 04/13/30		09/18/2023	GOLDMAN SACHS		2,027,046	2,100,000	42,357	1.G FE
103304-BV-2	BOYD GAMING CORP BASIC 4.750% 06/15/31		09/20/2023	WELLS FARGO SECURITIES LLC		1,737,500	2,000,000	1,847	4.A FE
12543D-BM-1	COMMUNITY HEALTH SYSTEMS BASIC 5.250% 05/15/30		09/15/2023	MARKET AXESS		1,951,975	2,500,000	41,161	4.C FE
13123X-BD-3	CALLON PETROLEUM CO BASIC 8.000% 08/01/28		08/17/2023	MARKET AXESS		2,021,580	2,000,000	8,889	3.C FE
143658-BR-2	CARNIVAL CORP - CL A BASIC 6.000% 05/01/29		08/25/2023	MARKET AXESS		1,773,290	2,000,000	39,333	4.C FE
14366R-AA-7	CARNIVAL HLDGS BM LTD BASIC 10.375% 05/01/28		08/16/2023	Various		2,175,160	2,000,000	61,674	4.B FE
154915-AA-0	CNT PRINT/CDK GLO II/FIN BASIC 8.000% 06/15/29		08/02/2023	GOLDMAN SACHS		1,000,000	1,000,000		4.B FE
16115Q-AG-5	CHART INDUSTRIES INC BASIC 9.500% 01/01/31		08/25/2023	MORGAN STANLEY		2,135,000	2,000,000	30,611	4.C FE
172441-BF-3	CINEMARK USA INC BASIC 5.250% 07/15/28		08/16/2023	MARKET AXESS		891,490	1,000,000	4,813	4.B FE
17302X-AK-2	CITGO PETROLEUM CORP BASIC 7.000% 06/15/25		08/24/2023	MARKET AXESS		1,982,190	2,000,000	28,389	4.A FE
18453H-AA-4	CLEAR CHANNEL OUTDOOR HO BASIC 5.125% 08/15/27		08/25/2023	Various		3,790,603	4,259,000	54,186	4.B FE
20030N-EF-4	COMCAST CORP. BASIC 5.350% 05/15/53		07/25/2023	J.P. MORGAN		2,018,180	2,000,000	23,183	1.G FE
205768-AT-1	COMSTOCK RESOURCES INC BASIC 5.875% 01/15/30		08/17/2023	Various		1,739,495	2,000,000	11,750	4.A FE
20602D-AB-7	CONCENTRIX CORP BASIC 6.600% 08/02/28		07/19/2023	BANK OF AMERICA		24,994,750	25,000,000		2.B FE
21871X-AM-1	COREBRIDGE FINANCIAL INC BASIC 4.400% 04/05/52		07/26/2023	BARCLAYS		5,209,555	6,500,000	89,772	2.A FE
223611-B*4	COWBOYS STADIUM, L.P. COWBOYS STADIUM, L.P. 5.490% 03/31/40		07/18/2023	BANK OF AMERICA		25,000,000	25,000,000		2.A PL
22547#-AA-8	HPS CV VII Fund Prvt HPS CV VII Fund Prvt 9.268% 09/21/32		08/25/2023	DIRECT - 1		5,869,476	5,869,476		3.A FE
228925-AA-1	SERIES 2023BRND CLASS A 7.121% 07/10/28		07/07/2023	Various		18,022,484	18,000,000	64,086	1.A FE

E04

STATEMENT AS OF SEPTEMBER 30, 2023 OF THE GUARDIAN LIFE INSURANCE COMPANY OF AMERICA

SCHEDULE D - PART 3

Show All Long-Term Bonds and Stock Acquired During the Current Quarter

1	2	3	4	5	6	7	8	9	10
CUSIP Identification	Description	Foreign	Date Acquired	Name of Vendor	Number of Shares of Stock	Actual Cost	Par Value	Paid for Accrued Interest and Dividends	NAIC Designation, NAIC Designation Modifier and SVO Administrative Symbol
23918K-AS-7	DAVITA INC BASIC 4.625% 06/01/30		08/18/2023	MARKET AXESS		840,980	1,000,000	10,406	4.A FE
24023A-AA-8	DC Commercial Mortgage Trust SERIES 2023DC CLASS A 6.314% 09/10/28		09/06/2023	Various		20,019,874	20,000,000	82,437	1.A FE
24023A-AC-4	DC Commercial Mortgage Trust SERIES 2023DC CLASS B 6.804% 09/10/28		08/22/2023	Various		4,999,993	5,000,000	27,406	1.D FE
25278X-AV-1	DIAMONDBACK ENERGY INC BASIC 6.250% 03/15/33		08/02/2023	GOLDMAN SACHS		5,179,400	5,000,000	120,660	2.B FE
25466A-AN-1	DISCOVER BANK BASIC 4.682% 08/09/28		09/12/2023	Various		22,581,588	24,264,000	71,466	2.B FE
254709-AS-7	DISCOVER FINANCIAL SERVICES BASIC 6.700% 11/29/32		07/27/2023	RBC CAPITAL MARKETS		5,088,800	5,000,000	57,694	2.B FE
278062-AH-7	EATON CORP BASIC 4.150% 03/15/33		09/07/2023	CITADEL SECURITIES LLC		1,961,604	2,110,000	42,810	1.G FE
28365T-AN-4	ENTERGY TEXAS INC BASIC 5.800% 09/01/53		09/14/2023	GOLDMAN SACHS		3,282,329	3,300,000	9,683	1.G FE
30190A-AC-8	F&G ANNUITIES & LIFE INC BASIC 7.400% 01/13/28		09/20/2023	Tax Free Exchange		24,990,950	25,000,000	344,306	2.C FE
30225V-AM-9	EXTRA SPACE STORAGE LP BASIC 3.875% 12/15/27		07/25/2023	Tax Free Exchange		11,967,731	11,800,000	50,806	2.B FE
30225V-AP-2	EXTRA SPACE STORAGE LP BASIC 2.200% 10/15/30		07/25/2023	Tax Free Exchange		13,283,028	13,300,000	81,278	2.B FE
30225V-AQ-0	EXTRA SPACE STORAGE LP BASIC 2.400% 10/15/31		07/25/2023	Tax Free Exchange		19,893,997	20,200,000	134,667	2.B FE
30303M-BR-6	FACEBOOK INC BASIC 5.750% 05/15/63		09/18/2023	WELLS FARGO SECURITIES LLC		2,080,008	2,100,000	45,952	1.E FE
31556T-AA-7	FERTITTA ENTERTAINMENT BASIC 4.625% 01/15/29		08/21/2023	MARKET AXESS		1,724,620	2,000,000	9,635	4.B FE
316773-CY-4	FIFTH THIRD BANCORP BASIC 2.375% 01/28/25		08/02/2023	BARCLAYS		5,034,841	5,300,000	2,098	2.A FE
316773-DF-4	FIFTH THIRD BANCORP BASIC 4.337% 04/25/33		08/02/2023	J.P. MORGAN		4,898,355	5,500,000	65,597	2.A FE
34532J-AA-2	FORD CREDIT AUTO OWNER TRUST/F SERIES 20202 CLASS A 1.060% 04/15/33		07/26/2023	SOCIETE GENERALE		20,428,983	22,520,000	8,620	1.A FE
350866-AL-5	FOUR CORNERS OPERATING PARTNER FOUR CORNERS OPERATING PARTNER 6.440% 07/12/33		07/01/2023	J.P. MORGAN		8,000,000	8,000,000		2.B FE
36170H-AA-8	GCAT SERIES 2022NQ14 CLASS A1 5.269% 08/25/67		08/31/2023	CANTOR FITZGERALD & CO INC		7,022,140	7,185,785	4,207	1.A FE
36268N-AA-8	GTCR W-2 MERGER SUB LLC BASIC 7.500% 01/15/31		09/20/2023	J.P. MORGAN		400,000	400,000		3.C FE
36270G-AA-9	GS MORTGAGE SECURITIES TRUST SERIES 2023SHIP CLASS A 4.466% 09/06/26		08/04/2023	GOLDMAN SACHS		7,182,730	7,500,000	20,471	1.A FE
382550-BR-1	GOODYEAR TIRE & RUBBER CORP BASIC 5.250% 07/15/31		08/15/2023	MARKET AXESS		1,671,898	1,975,000	9,217	3.C FE
389375-AJ-5	GRAY TELEVISION INC. BASIC 5.875% 07/15/26		08/22/2023	MARKET AXESS		912,340	1,000,000	6,365	4.B FE
40488*-AA-5	HPS STRATEGIC INVESTMENT PART STRATEGIC INVEST V SENIOR 9.895% 12/05/32		08/04/2023	DIRECT - 1		12,315,683	12,315,683		3.B FE
40488*-AB-3	HPS STRATEGIC INVESTMENT PART STRATEGIC INVEST V JUNIOR 11.145% 12/05/32		08/04/2023	DIRECT - 1		6,157,841	6,157,841		3.C FE
410345-AL-6	HANES BRANDS INC BASIC 4.875% 05/15/26		09/20/2023	TRUIST		705,000	750,000	12,898	4.A FE
410345-AQ-5	HANES BRANDS INC BASIC 9.000% 02/15/31		08/07/2023	MORGAN STANLEY		2,037,500	2,000,000	87,500	4.A FE
433922-AA-9	HLEND CLO LLC SERIES 20231A CLASS A 7.951% 10/22/35		08/24/2023	BANK OF AMERICA		25,000,000	25,000,000		1.A FE
440327-AL-8	HORACE MANN EDUCATORS CO BASIC 7.250% 09/15/28		09/13/2023	J.P. MORGAN		19,949,900	20,000,000		2.B FE
446150-BA-1	HUNTINGTON BANCSHARES INC BASIC 5.023% 05/17/33		08/02/2023	UBS WARBURG CONVERTIBLES		5,139,145	5,500,000	59,090	2.A FE
458140-CK-4	INTEL CORP. BASIC 5.900% 02/10/63		09/18/2023	WELLS FARGO SECURITIES LLC		2,086,791	2,100,000	13,767	1.F FE
46590X-AN-6	JBS USA/FOOD/FINANCE BASIC 3.000% 02/02/29		09/19/2023	HSBC SECURITIES INC.		20,219,637	23,703,000	84,410	2.C FE
47214B-AB-4	JBS USA/FOOD/FINANCE BASIC 7.250% 11/15/53		09/05/2023	RBC CAPITAL MARKETS		3,981,000	4,000,000		2.C FE
49177J-AN-2	KENVUE INC BASIC 5.050% 03/22/53		07/05/2023	MORGAN STANLEY		1,008,790	1,000,000	14,729	1.F FE
49456B-AW-1	KINDER MORGAN INC BASIC 5.450% 08/01/52		07/26/2023	MORGAN STANLEY		5,061,815	5,500,000	147,377	2.B FE
50167*-AA-2	LA CHARGERS HEADQUARTERS TR LA CHARGERS HEADQUARTERS TR 4.020% 06/15/54		09/15/2023	COASTAL SECURITIES, INC.		3,262,395	3,262,395		2.C
527298-BU-6	LEVEL 3 COMMUNICATIONS BASIC 10.500% 05/15/30		08/17/2023	BANK OF AMERICA		2,065,000	2,000,000	82,250	4.A FE
53190F-AC-9	LIFE TIME INC BASIC 8.000% 04/15/26		08/24/2023	MARKET AXESS		996,062	1,000,000	29,556	4.B FE
531968-AA-3	LIGHT & WONDER INTER BASIC 7.500% 09/01/31		08/09/2023	J.P. MORGAN		2,000,000	2,000,000		4.A FE
532457-CH-9	LILLY (ELI) & CO BASIC 4.950% 02/27/63		09/07/2023	US BANCORP INC		2,008,923	2,100,000	4,043	1.E FE
55336V-BT-6	MPLX LP BASIC 4.950% 03/14/52		07/27/2023	RBC CAPITAL MARKETS		5,046,240	6,000,000	113,025	2.B FE
55336V-BW-9	MPLX LP BASIC 5.650% 03/01/53		07/26/2023	MORGAN STANLEY		5,194,640	5,500,000	145,880	2.B FE
56585A-BH-4	MARATHON PETROLEUM BASIC 4.700% 05/01/25		09/21/2023	CITICORP SECURITIES		2,008,590	2,050,000	38,540	2.B FE
595112-CB-7	MICRON TECHNOLOGY BASIC 5.875% 09/15/33		07/27/2023	GOLDMAN SACHS		4,940,900	5,000,000	89,757	2.C FE
61744C-XN-1	MSHEL 2005-2 SERIES 2006M1 CLASS M1 6.002% 12/25/35		07/26/2023	SOCIETE GENERALE		5,462,729	6,879,470	3,430	6. FE
644393-AB-6	NEW FORTRESS ENERGY INC BASIC 6.500% 09/30/26		09/15/2023	Various		3,491,563	3,750,000	110,455	3.C FE
65336Y-AN-3	NEXSTAR BROADCASTING INC BASIC 4.750% 11/01/28		08/22/2023	MARKET AXESS		3,437,520	4,000,000	58,847	4.B FE
664740-BT-5	NISSAN MOTGR ACCEPTANCE BASIC 2.750% 03/09/28		09/07/2023	Various		12,132,132	14,400,000	125,675	2.C FE

STATEMENT AS OF SEPTEMBER 30, 2023 OF THE GUARDIAN LIFE INSURANCE COMPANY OF AMERICA

SCHEDULE D - PART 3

Show All Long-Term Bonds and Stock Acquired During the Current Quarter

1	2	3	4	5	6	7	8	9	10
CUSIP Identification	Description	Foreign	Date Acquired	Name of Vendor	Number of Shares of Stock	Actual Cost	Par Value	Paid for Accrued Interest and Dividends	NAIC Designation, NAIC Designation Modifier and SVO Administrative Symbol
65480C-AD-7	NISSAN MOTOR ACCEPTANCE BASIC 2.450% 09/15/28		08/09/2023	Various		8,710,969	10,633,000	101,892	2.C FE
65480C-AF-2	NISSAN MOTOR ACCEPTANCE BASIC 7.050% 09/15/28		09/12/2023	BANK OF AMERICA		9,990,000	10,000,000		2.C FE
67114V-AA-1	Onslow Bay Financial LLC SERIES 2022NQM1 CLASS A1 2.305% 11/25/61		08/30/2023	BANK OF AMERICA		8,388,256	9,982,306		1.A FE
69047Q-AB-8	OVINTIV INC BASIC 5.650% 05/15/28		09/20/2023	RBC CAPITAL MARKETS		9,812,935	9,980,000	175,426	2.C FE
69047Q-AC-6	OVINTIV INC BASIC 6.250% 07/15/33		07/26/2023	MORGAN STANLEY		5,009,400	5,000,000	50,347	2.C FE
69047Q-AD-4	OVINTIV INC BASIC 7.100% 07/15/53		07/26/2023	MORGAN STANLEY		5,257,500	5,000,000	57,194	2.C FE
741011-AA-8	PRESIDIO FINANCE LLC PRESIDIO FINANCE LLC 7.806% 12/25/38		07/11/2023	CANTOR FITZGERALD & CO INC		12,000,000	12,000,000		1.G PL
741011-AB-6	PRESIDIO FINANCE LLC PRESIDIO FINANCE LLC 8.418% 12/25/38		07/11/2023	CANTOR FITZGERALD & CO INC		4,000,000	4,000,000		2.C PL
74340*-BM-5	PROLOGIS U.S. LOGISTICS FUND, PROLOGIS U.S. LOGISTICS FUND 5.760% 09/21/33		07/27/2023	TD SECURITIES		5,000,000	5,000,000		1.G PL
74432Q-CE-3	PRUDENTIAL FINANCIAL INC BASIC 4.350% 02/25/50		07/05/2023	BARCLAYS		1,276,185	1,500,000	23,925	1.G FE
745867-AX-9	PULTE CORP. BASIC 5.000% 01/15/27		09/07/2023	MORGAN STANLEY		1,989,704	2,025,000	15,750	2.B FE
76029*-AA-1	REPUBLIC AIRWAYS INC REPUBLIC AIRWAYS INC. 8.000% 06/15/30		07/06/2023	GOLDMAN SACHS		25,000,000	25,000,000		2.B PL
76134K-AA-2	Retained Vantage Data Centers SERIES 20231A CLASS A2A 5.000% 09/15/48		09/15/2023	DEUTSCHE BANK		13,638,659	15,000,000		1.G FE
838515-L@-1	SOUTH JERSEY GAS SOUTH JERSEY GAS 5.210% 08/15/33		08/15/2023	PNC CAPITAL		8,000,000	8,000,000		1.G Z
838515-M#-8	SOUTH JERSEY GAS SOUTH JERSEY GAS 5.210% 08/15/33		08/15/2023	Tax Free Exchange		8,000,000	8,000,000		1.G Z
838518-J*-0	SOUTH JERSEY INDUSTRIES INC. SOUTH JERSEY INDUSTRIES 6.160% 08/03/30		07/21/2023	WELLS FARGO SECURITIES LLC		6,000,000	6,000,000		2.B Z
84265V-AJ-4	SOUTHERN COPPER CORP BASIC 5.875% 04/23/45		08/22/2023	ALLIANCE BERNSTEIN		350,028	360,000	7,109	2.A FE
857691-AH-2	STATION CASINOS LLC BASIC 4.625% 12/01/31		08/21/2023	MARKET AXESS		1,621,012	2,000,000	20,941	4.C FE
86678*-AE-6	SUN JUPITER PARENT SUN JUPITER PARENT 6.140% 08/15/29		08/08/2023	MIZUHO		5,000,000	5,000,000		2.C Z
86678*-AF-3	SUN JUPITER PARENT SUN JUPITER PARENT 6.340% 08/15/32		08/08/2023	MIZUHO		8,000,000	8,000,000		2.C Z
86678*-AG-1	SUN JUPITER PARENT SUN JUPITER PARENT 6.470% 08/15/35		08/08/2023	MIZUHO		2,000,000	2,000,000		2.C Z
87166P-AK-7	Synchrony Card Issuance Trust SERIES 2023A1 CLASS A 5.540% 07/15/29		08/02/2023	BANK OF AMERICA		5,249,340	5,250,000		1.A FE
87612G-AD-3	TARGA RESOURCES CORP BASIC 6.500% 02/15/53		08/02/2023	BARCLAYS		5,022,600	5,000,000	185,069	2.C FE
87612K-AC-6	TARGA RESOURCES CORP BASIC 6.250% 07/01/52		08/03/2023	CITICORP SECURITIES		4,770,050	5,000,000	31,250	2.C FE
87901J-AH-8	TEGNA INC BASIC 5.000% 09/15/29		08/03/2023	WELLS FARGO SECURITIES LLC		2,655,000	3,000,000	59,167	3.A FE
88632Q-AE-3	CLOUD SOFTWARE GRP HOLDG BASIC 6.500% 03/31/29		08/16/2023	Various		5,360,000	6,000,000	133,972	4.B FE
89642T-AA-1	Trinitas QLO Ltd SERIES 202323A CLASS A 7.151% 10/20/36		07/28/2023	J.P. MORGAN		25,000,000	25,000,000		1.A FE
89642T-AE-3	Trinitas QLO Ltd SERIES 202323A CLASS C 8.601% 10/20/36		07/28/2023	J.P. MORGAN		2,000,000	2,000,000		1.F FE
94957J-AA-2	Wellington Management CLO 1 Lt SERIES 20231A CLASS A 7.151% 10/20/36		09/15/2023	MORGAN STANLEY		16,750,000	16,750,000		1.A FE
94957J-AE-4	Wellington Management CLO 1 Lt SERIES 20231A CLASS C 8.451% 10/20/36		09/15/2023	MORGAN STANLEY		5,000,000	5,000,000		1.E FE
958102-AQ-8	WESTERN DIGITAL CORP BASIC 2.850% 02/01/29		09/07/2023	SUNRIDGE PARTNERS		2,005,824	2,480,000	7,853	2.C FE
958254-AK-0	WESTERN GAS PARTNERS LP BASIC 4.750% 08/15/28		09/15/2023	Various		5,122,540	5,445,000	24,427	2.C FE
96042U-AB-7	Westlake Automobile Receivable SERIES 2023P1 CLASS A2 5.890% 02/16/27		08/02/2023	J.P. MORGAN		9,999,437	10,000,000		1.A FE
97064B-AH-4	WILLIS NORTH AMERICA INC BASIC 5.050% 09/15/48		09/14/2023	WELLS FARGO SECURITIES LLC		828,320	1,000,000	421	2.B FE
983133-AC-3	WYNN RESORTS FINANCE LLC BASIC 7.125% 02/15/31		08/31/2023	Various		3,904,615	3,950,000	72,833	4.B FE
98981B-AA-0	ZI TECH LLC/ZI FIN CORP BASIC 3.875% 02/01/29		08/18/2023	Various		4,455,055	5,300,000	11,286	4.A FE
C4111*-AK-7	GRAYMONT WESTERN CANADA INC GRAYMONT WESTERN CANADA INC 5.960% 07/25/38		07/25/2023	HSBC SECURITIES INC.		15,000,000	15,000,000		2.C Z
G5222@-AA-0	KELLER HOLDINGS LIMITED KELLER HOLDINGS LIMITED 6.370% 08/10/30		08/10/2023	HSBC SECURITIES INC.		6,000,000	6,000,000		2.B Z
G5222@-AB-8	KELLER HOLDINGS LIMITED KELLER HOLDINGS LIMITED 6.420% 08/10/33		08/10/2023	HSBC SECURITIES INC.		17,000,000	17,000,000		2.B Z
06368L-IU-6	BANK OF MONTREAL BASIC 5.717% 09/25/28	A.	09/19/2023	Various		19,984,500	20,000,000		1.F FE
097751-BT-7	BOMBARDIER INC BASIC 7.875% 04/15/27	A.	08/15/2023	MARKET AXESS		1,992,832	2,000,000	53,375	4.B FE
775109-CH-2	ROGERS COMMUNICATIONS IN BASIC 3.800% 03/15/32	A.	07/27/2023	Tax Free Exchange		15,330,605	15,600,000	217,360	2.C FE
775109-CK-5	ROGERS COMMUNICATIONS IN BASIC 4.550% 03/15/52	A.	07/27/2023	J.P. MORGAN		5,132,725	6,500,000	111,728	2.C FE
775109-CX-5	ROGERS COMMUNICATIONS IN BASIC 4.550% 03/15/52	A.	07/27/2023	Tax Free Exchange		26,493,243	26,900,000	448,782	2.C FE
00774M-AW-5	AERCAP IRELAND CAP/GLOBA BASIC 3.000% 10/29/28	D.	09/18/2023	J.P. MORGAN		8,612,300	10,000,000	117,500	2.B FE
00774M-AY-1	AERCAP IRELAND CAP/GLOBA BASIC 3.400% 10/29/33	D.	07/26/2023	PARIBAS SECURITIES		4,828,620	6,000,000	50,433	2.B FE
04019R-AY-7	ARES QLO Ltd SERIES 202266A CLASS CR 8.357% 07/25/36	C.	08/07/2023	J.P. MORGAN		4,750,000	4,750,000		1.F FE
06738E-AN-5	BARCLAYS PLC 4 3/8% Due 1/12/2026 JJ12 4.375% 01/12/26	D.	08/02/2023	JEFFERIES & COMPANY INC.		4,829,850	5,000,000	13,368	2.A FE
06738E-CA-1	BARCLAYS PLC BASIC 5.746% 08/09/33	D.	08/02/2023	MORGAN STANLEY		4,834,950	5,000,000	139,660	2.A FE
06738E-CE-3	BARCLAYS PLC BASIC 7.437% 11/02/33	D.	08/02/2023	MORGAN STANLEY		4,853,790	4,500,000	85,526	2.A FE

E04.2

STATEMENT AS OF SEPTEMBER 30, 2023 OF THE GUARDIAN LIFE INSURANCE COMPANY OF AMERICA

SCHEDULE D - PART 3

Show All Long-Term Bonds and Stock Acquired During the Current Quarter

1	2	3	4	5	6	7	8	9	10
CUSIP Identification	Description	Foreign	Date Acquired	Name of Vendor	Number of Shares of Stock	Actual Cost	Par Value	Paid for Accrued Interest and Dividends	NAIC Designation, NAIC Designation Modifier and SVO Administrative Symbol
06738E-CG-8	BARCLAYS PLC BASIC 6.224% 05/09/34	D	07/27/2023	RBC CAPITAL MARKETS		5,016,100	5,000,000	70,020	2.A FE
067932-AA-1	Babson CLO Ltd SERIES 20233A CLASS A 7.010% 10/15/36	D	08/28/2023	MORGAN STANLEY		7,000,000	7,000,000		1.A FE
10554T-AH-8	BRASKEM NETHERLANDS BASIC 0.000% 01/12/31	D	09/12/2023	ALLIANCE BERNSTEIN		2,874,015	2,912,000	200	2.C FE
117650-AA-9	Bryant Park Funding Ltd SERIES 202321A CLASS A1 7.376% 10/18/36	D	08/24/2023	BARCLAYS		30,000,000	30,000,000		1.A FE
117650-AE-1	Bryant Park Funding Ltd SERIES 202321A CLASS B 8.076% 10/18/36	D	08/24/2023	BARCLAYS		10,000,000	10,000,000		1.C FE
13970R-A*-0	CAPITA PLC 13970RA*0 8.000% 07/25/26	D	07/13/2023	CITICORP SECURITIES		15,000,000	15,000,000		3.A Z
14318F-AG-9	Carlyle Global Market Strategi SERIES 20233A CLASS C 8.310% 10/15/36	D	07/06/2023	BARCLAYS		2,750,000	2,750,000		1.F FE
14319C-AE-0	Carlyle Global Market Strategi SERIES 20234A CLASS B 7.707% 10/25/36	D	09/21/2023	J.P. MORGAN		7,100,000	7,100,000		1.C FE
168829-AA-7	CHILE ELECTRICITY LUX BASIC 6.010% 01/20/33	D	08/16/2023	ALLIANCE BERNSTEIN		1,359,012	1,355,000		1.F FE
29359U-AC-3	ENSTAR GROUP LTD BASIC 3.100% 09/01/31	D	09/18/2023	JANE STREET		2,043,680	2,650,000	4,336	2.B FE
37147V-AA-5	Generate CLO Ltd. SERIES 202312A CLASS A 7.331% 07/20/36	D	08/07/2023	GOLDMAN SACHS		19,500,000	19,500,000		1.A FE
37147V-AC-1	Generate CLO Ltd. SERIES 202312A CLASS B 8.051% 07/20/36	D	07/26/2023	GOLDMAN SACHS		5,000,000	5,000,000		1.C FE
404280-CV-9	HSBC HOLDINGS PLC BASIC 2.206% 08/17/29	D	09/15/2023	Various		16,704,200	20,000,000	38,299	1.G FE
44933E-AA-7	ICG US CLO Ltd SERIES 20221A CLASS A1 6.886% 07/20/35	D	08/08/2023	RBC CAPITAL MARKETS		13,828,500	14,000,000	56,073	1.A FE
48256E-AA-7	KKR Financial CLO Ltd SERIES 48A CLASS A1 7.101% 10/20/36	C	09/28/2023	BANK OF AMERICA		20,000,000	20,000,000		1.A FE
48256E-AG-4	KKR Financial CLO Ltd SERIES 48A CLASS C 8.301% 10/20/36	C	09/28/2023	BANK OF AMERICA		8,000,000	8,000,000		1.E FE
639057-AK-4	NATWEST GROUP PLC BASIC 5.808% 09/13/29	D	09/13/2023	Various		29,486,400	30,000,000	140,360	1.G FE
68626C-AA-2	Orion CLO Ltd. SERIES 20231A CLASS A 7.257% 10/25/36	D	08/24/2023	J.P. MORGAN		25,000,000	25,000,000		1.A FE
69370R-AL-1	PT PERTAMINA (PERSERO) BASIC 2.300% 02/09/31	D	09/27/2023	ALLIANCE BERNSTEIN		1,082,198	1,383,000	4,418	2.B FE
780153-BR-2	ROYAL CARIBBEAN CRUISES BASIC 9.250% 01/15/29	D	07/27/2023	CITICORP SECURITIES		3,206,250	3,000,000	11,563	3.C FE
780153-BT-8	ROYAL CARIBBEAN CRUISES BASIC 7.250% 01/15/30	D	09/01/2023	WELLS FARGO SECURITIES LLC		508,750	500,000	5,135	3.C FE
80007R-AF-2	SANDS CHINA LTD BASIC 5.125% 08/08/25	D	08/21/2023	ALLIANCE BERNSTEIN		1,728,000	1,800,000	4,031	2.C FE
817941-AA-5	720 East CLO Ltd. SERIES 20232A CLASS A1 7.160% 10/15/36	D	08/15/2023	J.P. MORGAN		50,000,000	50,000,000		1.A FE
870923-AE-9	Sycamore Tree CLO Ltd SERIES 20234A CLASS B 8.251% 10/20/36	D	08/03/2023	CITICORP SECURITIES		10,000,000	10,000,000		1.C FE
87190K-AC-6	TCW CLO 2021-1, Ltd. SERIES 20211A CLASS A 6.777% 03/18/34	D	08/10/2023	MORGAN STANLEY		1,978,000	2,000,000	9,386	1.A FE
87251P-AA-5	TCW Gem Ltd SERIES 20232A CLASS A1 7.201% 10/20/36	D	08/14/2023	JEFFERIES & COMPANY INC.		13,000,000	13,000,000		1.A FE
89624H-AA-6	Trimaran CAVU Ltd SERIES 20231A CLASS A 7.401% 07/20/36	D	07/12/2023	J.P. MORGAN		15,000,000	15,000,000		1.A FE
89624H-AE-8	Trimaran CAVU Ltd SERIES 20231A CLASS C 8.751% 07/20/36	D	07/12/2023	J.P. MORGAN		7,000,000	7,000,000		1.F FE
92769V-AJ-8	VIRGIN MEDIA FINANCE PLC BASIC 5.000% 07/15/30	D	08/17/2023	MARKET AXESS		1,595,080	2,000,000	10,000	4.B FE
948596-AE-1	WEIBO CORP BASIC 3.375% 07/08/30	D	08/31/2023	ALLIANCE BERNSTEIN		703,152	900,000	4,809	2.B FE
AN2178-6T-0	KAZMUNYAGAS NATIONAL CO BASIC 4.750% 04/19/27	D	08/23/2023	ALLIANCE BERNSTEIN		3,075,000	3,280,000	54,530	3.A FE
AP6976-B8-4	FALABELLA SA BASIC 3.750% 10/30/27	D	09/29/2023	ALLIANCE BERNSTEIN		346,500	400,000	6,354	2.C FE
AZ3324-59-9	TRUST FIBRALINO BASIC 4.869% 01/15/30	D	09/28/2023	ALLIANCE BERNSTEIN		723,562	841,000	7,426	2.B FE
BP0464-90-3	GENM CAPITAL LABUAN BASIC 3.882% 04/19/31	D	07/21/2023	ALLIANCE BERNSTEIN		1,780,414	2,170,000	21,804	2.C FE
F2977#-AD-7	ELIS SA ELIS SA 5.820% 07/20/35	D	07/20/2023	CANEYAN FINANCE		10,000,000	10,000,000		2.C PL
G2530#-AA-2	HPS CSL II Fund Prvt HPS CSL II Fund Prvt Senior 8.395% 12/02/33	C	08/14/2023	DIRECT - 1		21,000,000	21,000,000		2.B PL
G2530#-AB-0	HPS CSL II Fund Prvt HPS CSL II Fund Prvt Junior 9.895% 12/02/33	C	08/14/2023	DIRECT - 1		10,500,000	10,500,000		2.C PL
G3663#-AK-7	FORTH PORTS FINANCE PLC FORTH PORTS FINANCE PLC 5.610% 08/22/33	B	07/25/2023	NATWEST MARKETS		8,912,400	8,912,400		2.B PL
G5001#-AB-5	ISAVIA OHF. ISAVIA OHF. 4.980% 08/21/33	B	08/21/2023	DNB MARKETS		27,240,000	27,240,000		1.G Z
NE828#-AC-4	MODEC, INC MODEC, INC 3.830% 12/22/26	D	08/24/2023	Tax Free Exchange		20,000,000	20,000,000	131,922	2.C PL
Q0695#-AA-0	AURIZON FINANCE PTY LTD AURIZON FINANCE PTY LTD 6.750% 07/26/30	D	07/26/2023	MUFG SECURITIES AMERICAS INC		12,000,000	12,000,000		2.A FE
Q0695#-AB-8	AURIZON FINANCE PTY LTD AURIZON FINANCE PTY LTD 6.780% 07/26/33	D	07/26/2023	MUFG SECURITIES AMERICAS INC		6,000,000	6,000,000		2.A FE
Q3647#-AD-3	EVOLUTION MINING FINANCE PTY EVOLUTION MINING FINANCE PTY 6.190% 08/22/33	D	08/22/2023	J.P. MORGAN		15,000,000	15,000,000		2.C PL
1109999999. Subtotal - Bonds - Industrial and Miscellaneous (Unaffiliated)						1,466,079,241	1,507,207,050	6,233,231	XXX
59156R-CC-0	METLIFE INC. BASIC 5.000% 07/15/52		07/26/2023	BARCLAYS		3,782,000	4,000,000	7,222	1.G FE
59156R-CD-8	METLIFE INC. BASIC 5.250% 01/15/54		07/27/2023	GOLDMAN SACHS		4,850,600	5,000,000	11,667	1.G FE
1309999999. Subtotal - Bonds - Hybrid Securities						8,632,600	9,000,000	18,889	XXX
LX1720-08-0	AMNEAL HOLDINGS , LLC AMNEAL HOLDINGS TLB S+350 05/04/25		09/19/2023	J.P. MORGAN		2,955,000	3,000,000		4.B FE
LX1814-64-4	GENESEE & WYOMING INC GENESEE & WYOMING INC 1L S+200 12/30/26		07/01/2023	WELLS FARGO SECURITIES LLC		4,094,270	4,094,270		3.B FE
LX1821-54-0	CLEAR CHANNEL OUTDOOR CLEAR CHANNEL OUTDR TLB S+350 08/08/26		09/01/2023	Various		13,220,462	13,598,590		4.A FE
LX1828-30-5	B&G Foods B&G FOODS TLB S+250 10/10/26		09/18/2023	BARCLAYS		5,156,604	5,185,030		4.A FE
LX1832-32-3	VIRGIN MEDIA BRISTOL LLC VIRGIN MEDIA TLN S+250 01/31/28		09/12/2023	Various		6,840,000	7,000,000		3.C FE
LX1854-55-8	STATION CASINOS LLC STATION CASINOS TLB S+225 02/08/27		09/29/2023	Various		5,961,665	5,979,126		3.C FE
LX1889-05-9	UNITED AIRLINES MILEAGE PLUS HOLDING TLB S+525 06/21/27		07/01/2023	GOLDMAN SACHS		2,080,000	2,000,000		2.C FE

STATEMENT AS OF SEPTEMBER 30, 2023 OF THE GUARDIAN LIFE INSURANCE COMPANY OF AMERICA

SCHEDULE D - PART 3

Show All Long-Term Bonds and Stock Acquired During the Current Quarter

1	2	3	4	5	6	7	8	9	10
CUSIP Identification	Description	Foreign	Date Acquired	Name of Vendor	Number of Shares of Stock	Actual Cost	Par Value	Paid for Accrued Interest and Dividends	NAIC Designation, NAIC Designation Modifier and SVO Administrative Symbol
LX1923-26-2	JANUS INTERNATIONAL JANUS TLB-1 S+325 02/15/25		07/01/2023	BANK OF AMERICA		2,824,825	2,832,325		4.A FE
LX1927-52-9	REALPAGE INC REALPAGE TLB S+300 04/24/28		09/14/2023	GOLDMAN SACHS		1,997,500	2,000,000		4.B FE
LX1929-25-1	ARCHES BUYER INC ARCHES BUYER- ANCEST TLB S+325 12/06/27		09/27/2023	UBS WARBURG CONVERTIBLES		4,412,500	4,500,000		4.B FE
LX1931-03-4	ENVIRI CORP HARSCO - ENVIRI TLB-3 S+225 03/10/28		07/27/2023	CITICORP SECURITIES		4,429,328	4,446,000		3.C FE
LX1933-80-8	AMERICAN AIRLINES INC AADVANTAGE LOYALTY 1L TL S+475 04/20/28		08/30/2023	BARCLAYS		1,560,000	1,500,000		3.A FE
LX1938-10-4	ARAMARK SERVICES INC ARAMARK TLB5 S+250 04/06/28		07/01/2023	J.P. MORGAN		7,810,996	7,830,573		3.B FE
LX1939-44-1	ADIENT GLOBAL HOLDINGS LTD ADIENT TLB S+325 04/10/28		07/01/2023	BANK OF AMERICA		3,000,000	3,000,000		3.C FE
LX1942-13-0	FRONTIER COMMUNICATIONS FRONTIER COMM TLB S+375 10/08/27		07/01/2023	J.P. MORGAN		1,944,898	1,994,898		4.C FE
LX1947-77-4	CLUB CAR CLUB CAR - MAJORDRIVE 1L S+400 06/01/28		07/24/2023	MORGAN STANLEY		2,955,000	3,000,000		4.B FE
LX1956-67-6	BURLINGTON COAT FACTORY BURLINGTON COAT TLB-6 S+200 06/24/28		08/24/2023	J.P. MORGAN		1,997,500	2,000,000		3.A FE
LX1957-23-7	PADAGIS PADAGIS - PERRIGO TLB S+475 07/06/28		09/06/2023	J.P. MORGAN		1,952,500	2,000,000		4.B FE
LX1957-98-9	CENGAGE LEARNING INC CENGAGE LEARNING INC TLB S+475 07/14/26		09/29/2023	Various		7,960,480	7,991,094		4.B FE
LX1991-53-3	CARNIVAL CORP CARNIVAL CORP TLB 2028 S+325 10/18/28		07/05/2023	J.P. MORGAN		2,996,250	3,000,000		3.C FE
LX1995-56-7	GRAY TELEVISION GRAY TELIVISION TLD S+300 12/01/28		08/04/2023	WELLS FARGO SECURITIES LLC		4,864,905	4,992,405		3.B FE
LX2006-53-9	UKG UKG INC 1L TL S+325 05/04/26		08/23/2023	UBS WARBURG CONVERTIBLES		2,996,250	3,000,000		4.C FE
LX2014-35-0	INTELSAT JACKSON HLDG INTELSAT JACKSON EXIT 1L S+425 02/01/29		09/19/2023	CITICORP SECURITIES		3,660,689	3,662,215		4.B FE
LX2014-35-0	INTELSAT JACKSON HLDG INTELSAT JACKSON EXIT 1L S+425 02/01/29		07/26/2023	CITICORP SECURITIES		28,598	28,634		4.C FE
LX2020-71-2	GOLDEN NUGGET GOLDEN NUGGET 1L S+400 01/27/29		09/05/2023	JEFFERIES & COMPANY INC.		6,444,375	6,500,000		4.B FE
LX2021-20-7	GRIFFON CORP GRIFFON CORP TLB S+225 01/31/29		07/01/2023	BANK OF AMERICA		5,953,110	5,975,610		3.B FE
LX2023-03-9	EMBECTA CORP EMBECTA CORP TLB S+300 01/27/29		09/20/2023	MORGAN STANLEY		5,937,468	5,989,873		4.A FE
LX2037-85-6	PERRIGO INVESTMENTS LLC PERRIGO TLB S+225 04/05/29		07/01/2023	J.P. MORGAN		1,992,462	1,994,962		3.A FE
LX2038-97-9	OLDCASTLE BUILDING ENVELOPE OLDCASTLE BLDG -OSCAR 1L S+450 04/13/29		08/29/2023	Various		4,972,462	4,994,962		4.B FE
LX2046-74-1	CHAMPIONX CHAMPIONX TLB-2 S+275 05/12/29		09/27/2023	J.P. MORGAN		1,481,269	1,481,269		3.A FE
LX2093-14-9	GATES GLOBAL LLC GATES GLOBAL TLB4 S+300 11/09/29		09/29/2023	CITICORP SECURITIES		2,460,075	2,460,075		4.A FE
LX2097-61-1	AMERICAN AXLE & MFG INC AMERICAN AXLE TLB S+350 12/08/29		07/01/2023	BANK OF AMERICA		2,992,500	3,000,000		3.A FE
LX2109-29-1	HANESBRANDS INC HANESBRANDS INC TLB S+375 02/15/30		07/01/2023	J.P. MORGAN		995,000	997,500		3.B FE
LX2110-30-7	SALLY BEAUTY HOLDINGS LLC SALLY BEAUTY TLB S+250 02/17/30		07/01/2023	BANK OF AMERICA		2,992,500	2,992,500		3.A FE
LX2111-51-1	UBER TECHNOLOGIES INC UBER TECHNOLOGIES TLB S+275 02/27/30		09/26/2023	MORGAN STANLEY		5,603,367	5,603,367		3.B FE
LX2111-51-1	UBER TECHNOLOGIES INC UBER TECHNOLOGIES TLB S+275 02/27/30		08/01/2023	MORGAN STANLEY		7,519	7,519		3.C FE
LX2112-24-6	VIRGIN MEDIA BRISTOL LLC VIRGIN MEDIA TLY S+325 03/02/31		09/20/2023	SCOTIA CAPITAL		4,950,000	5,000,000		3.C FE
LX2115-56-1	GRAY TELEVISION GRAY TELEVISION TLE S+250 01/02/26		09/08/2023	WELLS FARGO SECURITIES LLC		6,599,052	6,639,750		3.B FE
LX2127-14-5	CINEMARK USA INC CINEMARK USA TLB S+375 05/18/30		07/01/2023	BARCLAYS		1,985,000	1,995,000		3.B FE
LX2139-01-7	CALPINE CORP CALPINE CONSTRN TLB 1L S+225 07/20/30		08/02/2023	Tax Free Exchange		3,741,429	3,741,429		3.B FE
LX2139-09-0	JANUS INTERNATIONAL JANUS TLB S+325 07/26/30		07/25/2023	GOLDMAN SACHS		6,930,000	7,000,000		4.A FE
LX2139-17-3	ARSENAL AIC PARENT LLC ARCONIC - ARSENAL TLB S+450 08/19/30		07/27/2023	J.P. MORGAN		3,465,000	3,500,000		4.C FE
LX2139-93-4	SELECT MEDICAL HOLDINGS SELECT MEDICAL TLB S+300 03/06/27		07/31/2023	Tax Free Exchange		11,865,466	12,314,204		3.C FE
LX2142-62-3	US RENAL CARE US RENAL 1L S+500 06/20/28		08/24/2023	DIRECT - 1		7,331,374	12,717,690		5.A FE
LX2142-62-3	US RENAL CARE US RENAL 1L S+500 06/20/28		08/24/2023	DIRECT - 1		3,809,224	6,607,898		5.C FE
LX2145-93-1	CARNIVAL CORP CARNIVAL CORP TLB 2027 S+300 08/01/27		08/01/2023	J.P. MORGAN		3,361,875	3,375,000		3.C FE
LX2156-53-2	DYNASTY ACQUISITION CO INC DYNASTY ACQ TLB1 S+400 08/16/28		08/24/2023	DIRECT - 1		7,909,010	7,909,010		4.C FE
LX2158-08-2	DYNASTY ACQUISITION CO INC DYNASTY ACQ TLB2 S+400 08/16/28		08/24/2023	DIRECT - 1		3,389,576	3,389,576		4.C FE
LX2165-54-1	SALLY BEAUTY HOLDINGS LLC SALLY BEAUTY TLB S+225 02/28/30		09/13/2023	Tax Free Exchange		2,992,500	2,992,500		3.A FE
LX2165-78-0	TAMKO BUILDING PRODUCTS TAMKO BLDG PRODUCTS TLB S+350 09/13/30		09/13/2023	J.P. MORGAN		8,635,828	8,679,224		4.B FE
LX2168-44-6	GTCR W MERGER SUB WORLDPAY - GTCR TLB S+300 09/21/30		09/20/2023	J.P. MORGAN		4,975,000	5,000,000		3.C FE
LX2170-76-4	CPM HOLDINGS INC CPM HOLDINGS 1L-TL S+450 09/22/28		09/22/28	Tax Free Exchange		8,196,811	8,696,168		4.B FE
LX1721-92-2	TITAN ACQUISITION LTD HUSKY TITAN TLB +300 03/28/25	A.	08/04/2023	DEUTSCHE BANK		988,750	1,000,000		4.C FE
LX1759-23-7	NORTH RIVER MIDSTREAM NORTH RIVER MIDSTREAM TLB S+325 10/01/25	A.	08/01/2023	Various		9,986,911	9,986,911		3.C FE
LX1817-51-4	WESTJET AIRLINES WESTJET AIRLINES 1L TL S+300 12/11/26	A.	09/06/2023	Various		5,367,668	5,485,628		4.C FE
LX2151-33-5	NORTH RIVER MIDSTREAM NORTH RIVER MIDSTREAM TLB S+300 08/10/30	A.	08/16/2023	Tax Free Exchange		3,499,319	3,499,319		3.C FE

E04.4

STATEMENT AS OF SEPTEMBER 30, 2023 OF THE GUARDIAN LIFE INSURANCE COMPANY OF AMERICA

SCHEDULE D - PART 3

Show All Long-Term Bonds and Stock Acquired During the Current Quarter

1	2	3	4	5	6	7	8	9	10
CUSIP Identification	Description	Foreign	Date Acquired	Name of Vendor	Number of Shares of Stock	Actual Cost	Par Value	Paid for Accrued Interest and Dividends	NAIC Designation, NAIC Designation Modifier and SVO Administrative Symbol
LX1963-80-5	ENTAIN HOLDINGS GIBRALTA ENTAIN HOLDING TLB4 S+250	D	03/29/27	DEUTSCHE BANK		12,938,305	12,974,555		3.B FE
LX2086-11-9	ENTAIN HOLDINGS GIBRALTA ENTAIN HOLDINGS TLB2 S+350	C	10/18/29	MORGAN STANLEY		2,970,000	3,000,000		3.B FE
1909999999. Subtotal - Bonds - Unaffiliated Bank Loans						265,410,425	276,136,599		XXX
2509999997. Total - Bonds - Part 3						1,759,823,054	1,814,488,268	6,272,966	XXX
2509999998. Total - Bonds - Part 5						XXX	XXX	XXX	XXX
2509999999. Total - Bonds						1,759,823,054	1,814,488,268	6,272,966	XXX
4509999997. Total - Preferred Stocks - Part 3							XXX		XXX
4509999998. Total - Preferred Stocks - Part 5						XXX	XXX	XXX	XXX
4509999999. Total - Preferred Stocks							XXX		XXX
10576N-10-2	BRAZE INC		09/13/2023	DIRECT - 1	8,681,000	417,325			
5019999999. Subtotal - Common Stocks - Industrial and Miscellaneous (Unaffiliated) Publicly Traded						417,325	XXX		XXX
FHLB00-02-6	Federal Home Loan Bank Activity Based Stock		09/28/2023	DIRECT - 1	162,231,000	16,223,100			
5029999999. Subtotal - Common Stocks - Industrial and Miscellaneous (Unaffiliated) Other						16,223,100	XXX		XXX
5989999997. Total - Common Stocks - Part 3						16,640,425	XXX		XXX
5989999998. Total - Common Stocks - Part 5						XXX	XXX	XXX	XXX
5989999999. Total - Common Stocks						16,640,425	XXX		XXX
5999999999. Total - Preferred and Common Stocks						16,640,425	XXX		XXX
6009999999 - Totals						1,776,463,479	XXX	6,272,966	XXX

STATEMENT AS OF SEPTEMBER 30, 2023 OF THE GUARDIAN LIFE INSURANCE COMPANY OF AMERICA

SCHEDULE D - PART 4

Show All Long-Term Bonds and Stock Sold, Redeemed or Otherwise Disposed of During the Current Quarter

1	2	3	4	5	6	7	8	9	10	Change In Book/Adjusted Carrying Value					16	17	18	19	20	21	22
										11	12	13	14	15							
CUSIP Identification	Description	Foreign	Disposal Date	Name of Purchaser	Number of Shares of Stock	Consideration	Par Value	Actual Cost	Prior Year Book/Adjusted Carrying Value	Unrealized Valuation Increase/(Decrease)	Current Year's (Amortization)/Accretion	Current Year's Other Than Temporary Impairment Recognized	Total Change in Book/Adjusted Carrying Value (11 + 12 - 13)	Total Foreign Exchange Change in Book /Adjusted Carrying Value	Book/Adjusted Carrying Value at Disposal Date	Foreign Exchange Gain (Loss) on Disposal	Realized Gain (Loss) on Disposal	Total Gain (Loss) on Disposal	Bond Interest/Stock Dividends Received During Year	Stated Contractual Maturity Date	NAIC Designation, NAIC Designation Modifier and SVO Administrative Symbol
..36207E-NA-8	GOVERNMENT NATIONAL MORTGAGE A 6% Due 12/15/2033 Mo-1 6.000% 12/15/33		09/01/2023	Paydown		3,929	3,929	4,122	4,082		(153)		(153)		3,929				157	12/15/2033	1.A
0109999999. Subtotal - Bonds - U.S. Governments						3,929	3,929	4,122	4,082		(153)		(153)		3,929				157	XXX	XXX
..105933-AA-3	BRAVO Residential Funding Trus SERIES 2023QM2 CLASS A1 4.500% 05/25/62		09/01/2023	Paydown		150,347	150,347	142,454	142,454		7,893		7,893		150,347				564	05/25/2062	1.A FE
..24381J-AA-5	Deephaven Residential Mortgage SERIES 20214 CLASS A1 1.931% 11/25/66		09/01/2023	Paydown		236,197	236,197	197,815	197,815		38,382		38,382		236,197				502	11/25/2066	1.A FE
..31283H-Q8-1	FREDDIE MAC 7 1/2% Due 2/1/2032 Mo-1 7.500% 02/01/32		09/01/2023	Paydown		494	494	518	509		(14)		(14)		494				25	02/01/2032	1.A
..31287Q-7G-0	FREDDIE MAC 6 1/2% Due 4/1/2032 Mo-1 6.500% 04/01/32		09/01/2023	Paydown		767	767	798	778		(12)		(12)		767				33	04/01/2032	1.A
..31287U-AX-0	FREDDIE MAC 7 1/2% Due 6/1/2032 Mo-1 7.500% 06/01/32		09/01/2023	Paydown		3,522	3,522	3,689	3,593		(71)		(71)		3,522				175	06/01/2032	1.A
..31287U-JM-5	FREDDIE MAC 7 1/2% Due 6/1/2032 Mo-1 7.500% 06/01/32		09/01/2023	Paydown		839	839	879	854		(15)		(15)		839				41	06/01/2032	1.A
..31287U-JN-3	FREDDIE MAC 7 1/2% Due 6/1/2032 Mo-1 7.500% 06/01/32		09/01/2023	Paydown		1,135	1,135	1,189	1,175		(40)		(40)		1,135				57	06/01/2032	1.A
..31288J-ZU-3	FREDDIE MAC 6 1/2% Due 4/1/2033 Mo-1 6.500% 04/01/33		09/01/2023	Paydown		820	820	857	835		(15)		(15)		820				36	04/01/2033	1.A
..3128M6-RR-1	FREDDIE MAC 7% Due 9/1/2038 Mo-1 7.000% 09/01/38		09/01/2023	Paydown		909	909	947	938		(29)		(29)		909				43	09/01/2038	1.A
..31292H-PJ-7	FREDDIE MAC 7 1/2% Due 1/1/2032 Mo-1 7.500% 01/01/32		09/01/2023	Paydown		97	97	102	101		(3)		(3)		97				5	01/01/2032	1.A
..31292K-6A-0	FREDDIE MAC 4% Due 12/1/2040 Mo-1 4.000% 12/01/40		09/01/2023	Paydown		19,191	19,191	19,238	19,226		(35)		(35)		19,191				487	12/01/2040	1.A
..312943-WG-4	FREDDIE MAC 4% Due 11/1/2040 Mo-1 4.000% 11/01/40		09/01/2023	Paydown		3,210	3,210	3,218	3,216		(6)		(6)		3,210				87	11/01/2040	1.A
..31296R-H8-4	FREDDIE MAC 6 1/2% Due 12/1/2033 Mo-1 6.500% 12/01/33		09/01/2023	Paydown		2,211	2,211	2,283	2,242		(30)		(30)		2,211				96	12/01/2033	1.A
..31296S-YF-7	FREDDIE MAC 6 1/2% Due 1/1/2034 Mo-1 6.500% 01/01/34		09/01/2023	Paydown		575	575	594	583		(8)		(8)		575				25	01/01/2034	1.A
..31298M-7F-8	FREDDIE MAC 7 1/2% Due 5/1/2031 Mo-1 7.500% 05/01/31		09/01/2023	Paydown		303	303	317	308		(5)		(5)		303				15	05/01/2031	1.A
..313637-FB-1	FANNIE MAE 6.64% Due 3/1/2028 Mo-1 6.640% 03/01/28		09/01/2023	Paydown		366	366	366	366						366				16	03/01/2028	1.A
..3136A0-SE-8	FANNIE MAE SERIES 201180 CLASS HE 3.500% 08/25/26		09/01/2023	Paydown		71,973	71,973	73,322	72,274		(302)		(302)		71,973				1,681	08/25/2026	1.A
..3136AY-7L-1	FANNIEMAE-ACES SERIES 2018M1 CLASS A2 3.086% 12/25/27		09/01/2023	Paydown		6,035	6,035	5,768	5,878		157		157		6,035				90	12/25/2027	1.A
..31371G-2Y-5	FANNIE MAE 7% Due 8/1/2028 Mo-1 7.000% 08/01/28		09/01/2023	Paydown		3,363	3,363	3,553	3,449		(86)		(86)		3,363				158	08/01/2028	1.A
..31371G-4T-4	FANNIE MAE 7% Due 9/1/2028 Mo-1 7.000% 09/01/28		09/01/2023	Paydown		802	802	847	826		(25)		(25)		802				40	09/01/2028	1.A
..31371H-BY-3	FANNIE MAE 7% Due 10/1/2028 Mo-1 7.000% 10/01/28		09/01/2023	Paydown		1,531	1,531	1,617	1,576		(45)		(45)		1,531				71	10/01/2028	1.A
..31371H-D9-6	FANNIE MAE 7% Due 12/1/2028 Mo-1 7.000% 12/01/28		09/01/2023	Paydown		1,089	1,089	1,151	1,110		(20)		(20)		1,089				51	12/01/2028	1.A
..31371H-F2-9	FANNIE MAE 7% Due 12/1/2028 Mo-1 7.000% 12/01/28		09/01/2023	Paydown		258	258	272	268		(11)		(11)		258				12	12/01/2028	1.A
..31371H-HL-5	FANNIE MAE 7% Due 2/1/2029 Mo-1 7.000% 02/01/29		09/01/2023	Paydown		68	68	72	70		(2)		(2)		68				3	02/01/2029	1.A
..31371H-KX-5	FANNIE MAE 7% Due 3/1/2029 Mo-1 7.000% 03/01/29		09/01/2023	Paydown		1,133	1,133	1,197	1,157		(24)		(24)		1,133				53	03/01/2029	1.A

E05

STATEMENT AS OF SEPTEMBER 30, 2023 OF THE GUARDIAN LIFE INSURANCE COMPANY OF AMERICA

SCHEDULE D - PART 4

Show All Long-Term Bonds and Stock Sold, Redeemed or Otherwise Disposed of During the Current Quarter

1	2	3	4	5	6	7	8	9	10	Change In Book/Adjusted Carrying Value					16	17	18	19	20	21	22
										11	12	13	14	15							
CUSIP Identification	Description	Foreign	Disposal Date	Name of Purchaser	Number of Shares of Stock	Consideration	Par Value	Actual Cost	Prior Year Book/Adjusted Carrying Value	Unrealized Valuation Increase/(Decrease)	Current Year's (Amortization)/Accretion	Current Year's Other Than Temporary Impairment Recognized	Total Change in Book/Adjusted Carrying Value (11 + 12 - 13)	Total Foreign Exchange Change in Book /Adjusted Carrying Value	Book/Adjusted Carrying Value at Disposal Date	Foreign Exchange Gain (Loss) on Disposal	Realized Gain (Loss) on Disposal	Total Gain (Loss) on Disposal	Bond Interest/Stock Dividends Received During Year	Stated Contractual Maturity Date	NAIC Designation, NAIC Designation Modifier and SVO Administrative Symbol
..31371H-PB-8	FANNIE MAE 7% Due 5/1/2029 Mo-1 7.000%		09/01/2023	Paydown		184	184	194	188		(5)		(5)		184				9	05/01/2029	1.A
..31371H-YB-8	FANNIE MAE 7 1/2% Due 10/1/2029 Mo-1 7.500%		09/01/2023	Paydown		199	199	209	204		(6)		(6)		199				10	10/01/2029	1.A
..31371K-BU-4	FANNIE MAE 7 1/2% Due 9/1/2031 Mo-1 7.500%		09/01/2023	Paydown		82	82	86	84		(2)		(2)		82				4	09/01/2031	1.A
..31371K-NJ-6	FANNIE MAE 7 1/2% Due 4/1/2032 Mo-1 7.500%		09/01/2023	Paydown		259	259	277	271		(12)		(12)		259				13	04/01/2032	1.A
..31371K-PB-8	FANNIE MAE 7% Due 6/1/2032 Mo-1 7.000%		09/01/2023	Paydown		2,870	2,870	2,990	2,931		(61)		(61)		2,870				135	06/01/2032	1.A
..31371K-R4-5	FANNIE MAE 7% Due 8/1/2032 Mo-1 7.000%		09/01/2023	Paydown		609	609	635	623		(14)		(14)		609				28	08/01/2032	1.A
..31384W-K5-8	FANNIE MAE 8% Due 5/1/2031 Mo-1 8.000%		09/01/2023	Paydown		291	291	291	291						291				16	05/01/2031	1.A
..31385H-XF-4	FANNIE MAE 7 1/2% Due 11/1/2031 Mo-1 7.500%		09/01/2023	Paydown		52	52	54	53		(2)		(2)		52				3	11/01/2031	1.A
..31387X-2G-9	FANNIE MAE 8% Due 9/1/2031 Mo-1 8.000%		09/01/2023	Paydown		991	991	991	991						991				53	09/01/2031	1.A
..31387X-GX-7	FANNIE MAE 8% Due 8/1/2031 Mo-1 8.000%		09/01/2023	Paydown		3,494	3,494	3,496	3,494						3,494				186	08/01/2031	1.A
..31388J-W9-2	FANNIE MAE 8% Due 9/1/2031 Mo-1 8.000%		09/01/2023	Paydown		935	935	935	935						935				50	09/01/2031	1.A
..3138A1-J3-6	FANNIE MAE 4% Due 12/1/2040 Mo-1 4.000%		09/01/2023	Paydown		6,259	6,259	6,673	6,602		(343)		(343)		6,259				167	12/01/2040	1.A
..3138E6-VW-3	FANNIE MAE 3 1/2% Due 2/1/2042 Mo-1 3.500%		09/01/2023	Paydown		3,619	3,619	3,675	3,668		(50)		(50)		3,619				85	02/01/2042	1.A
..3138E9-D9-8	FANNIE MAE 3 1/2% Due 7/1/2042 Mo-1 3.500%		09/01/2023	Paydown		1,956	1,956	1,986	1,976		(20)		(20)		1,956				46	07/01/2042	1.A
..3138EJ-TK-4	FANNIE MAE 3 1/2% Due 8/1/2042 Mo-1 3.500%		09/01/2023	Paydown		3,891	3,891	3,951	3,944		(53)		(53)		3,891				91	08/01/2042	1.A
..3138LU-VL-6	FANNIE MAE 3 1/2% Due 7/1/2042 Mo-1 3.500%		09/01/2023	Paydown		1,064	1,064	1,081	1,076		(11)		(11)		1,064				25	07/01/2042	1.A
..3138LW-DV-0	FANNIE MAE 3 1/2% Due 7/1/2042 Mo-1 3.500%		09/01/2023	Paydown		782	782	794	792		(10)		(10)		782				18	07/01/2042	1.A
..3138M5-3B-3	FANNIE MAE 4% Due 8/1/2042 Mo-1 4.000%		09/01/2023	Paydown		671	671	715	702		(31)		(31)		671				18	08/01/2042	1.A
..3138M9-PP-0	FANNIE MAE 3 1/2% Due 11/1/2042 Mo-1 3.500%		09/01/2023	Paydown		8,368	8,368	8,497	8,487		(119)		(119)		8,368				194	11/01/2042	1.A
..3138ML-B4-5	FANNIE MAE 3 1/2% Due 12/1/2042 Mo-1 3.500%		09/01/2023	Paydown		6,808	6,808	6,914	6,901		(92)		(92)		6,808				171	12/01/2042	1.A
..3138W7-5S-9	FANNIE MAE 3% Due 4/1/2043 Mo-1 3.000%		09/01/2023	Paydown		3,799	3,799	3,700	3,707		91		91		3,799				77	04/01/2043	1.A
..3138W7-WH-0	FANNIE MAE 3 1/2% Due 6/1/2043 Mo-1 3.500%		09/01/2023	Paydown		1,428	1,428	1,451	1,449		(20)		(20)		1,428				33	06/01/2043	1.A
..3138WA-RV-1	FANNIE MAE 3 1/2% Due 12/1/2043 Mo-1 3.500%		09/01/2023	Paydown		2,515	2,515	2,554	2,542		(27)		(27)		2,515				58	12/01/2043	1.A
..3138WB-3A-1	FANNIE MAE 3 1/2% Due 6/1/2044 Mo-1 3.500%		09/01/2023	Paydown		2,771	2,771	2,818	2,811		(39)		(39)		2,771				65	06/01/2044	1.A
..3138WD-BH-3	FANNIE MAE 4% Due 10/1/2044 Mo-1 4.000%		09/01/2023	Paydown		6,274	6,274	6,676	6,652		(378)		(378)		6,274				167	10/01/2044	1.A
..3138WD-Y8-8	FANNIE MAE 3% Due 1/1/2045 Mo-1 3.000%		09/01/2023	Paydown		1,919	1,919	1,874	1,879		40		40		1,919				38	01/01/2045	1.A

E05.1

STATEMENT AS OF SEPTEMBER 30, 2023 OF THE GUARDIAN LIFE INSURANCE COMPANY OF AMERICA

SCHEDULE D - PART 4

Show All Long-Term Bonds and Stock Sold, Redeemed or Otherwise Disposed of During the Current Quarter

1	2	3	4	5	6	7	8	9	10	Change In Book/Adjusted Carrying Value					16	17	18	19	20	21	22
										11	12	13	14	15							
CUSIP Identification	Description	Foreign	Disposal Date	Name of Purchaser	Number of Shares of Stock	Consideration	Par Value	Actual Cost	Prior Year Book/Adjusted Carrying Value	Unrealized Valuation Increase/(Decrease)	Current Year's (Amortization)/Accretion	Current Year's Other Than Temporary Impairment Recognized	Total Change in Book/Adjusted Carrying Value (11 + 12 - 13)	Total Foreign Exchange Change in Book /Adjusted Carrying Value	Book/Adjusted Carrying Value at Disposal Date	Foreign Exchange Gain (Loss) on Disposal	Realized Gain (Loss) on Disposal	Total Gain (Loss) on Disposal	Bond Interest/Stock Dividends Received During Year	Stated Contractual Maturity Date	NAIC Designation, NAIC Designation Modifier and SVO Administrative Symbol
..3138WD-Y9-6	FANNIE MAE 3% Due 1/1/2045 Mo-1 3.000% 01/01/45		09/01/2023	Paydown		1,965	1,965	1,919	1,923		.43		.43		1,965				39	01/01/2045	1.A
..3138WE-Q3-6	FANNIE MAE 3% Due 5/1/2045 Mo-1 3.000% 05/01/45		09/01/2023	Paydown		3,708	3,708	3,612	3,618		.90		.90		3,708				75	05/01/2045	1.A
..3138WF-LC-8	FANNIE MAE 3 1/2% Due 9/1/2045 Mo-1 3.500% 09/01/45		09/01/2023	Paydown		8,788	8,788	9,150	9,124		(336)		(336)		8,788				199	09/01/2045	1.A
..3138X0-ZA-9	FANNIE MAE 3 1/2% Due 7/1/2043 Mo-1 3.500% 07/01/43		09/01/2023	Paydown		4,508	4,508	4,578	4,570		(62)		(62)		4,508				104	07/01/2043	1.A
..3138X2-T9-5	FANNIE MAE 3 1/2% Due 8/1/2043 Mo-1 3.500% 08/01/43		09/01/2023	Paydown		3,286	3,286	3,342	3,335		(49)		(49)		3,286				78	08/01/2043	1.A
..3138X3-GV-8	FANNIE MAE 3% Due 8/1/2043 Mo-1 3.000% 08/01/43		09/01/2023	Paydown		800	800	779	782		.18		.18		800				16	08/01/2043	1.A
..3138XH-MC-2	FANNIE MAE 3 1/2% Due 12/1/2043 Mo-1 3.500% 12/01/43		09/01/2023	Paydown		3,666	3,666	3,723	3,719		(53)		(53)		3,666				86	12/01/2043	1.A
..3138Y2-3J-0	FANNIE MAE 3% Due 11/1/2044 Mo-1 3.000% 11/01/44		09/01/2023	Paydown		189	189	184	185		.4		.4		189				4	11/01/2044	1.A
..3138Y5-YH-3	FANNIE MAE 3% Due 2/1/2045 Mo-1 3.000% 02/01/45		09/01/2023	Paydown		3,096	3,096	3,023	3,029		.67		.67		3,096				61	02/01/2045	1.A
..3138Y9-EJ-3	FANNIE MAE 3% Due 9/1/2044 Mo-1 3.000% 09/01/44		09/01/2023	Paydown		2,599	2,599	2,538	2,541		.58		.58		2,599				52	09/01/2044	1.A
..3138YD-DQ-9	FANNIE MAE 3% Due 1/1/2045 Mo-1 3.000% 01/01/45		09/01/2023	Paydown		1,854	1,854	1,810	1,817		.37		.37		1,854				37	01/01/2045	1.A
..3138YF-AZ-7	FANNIE MAE 3% Due 1/1/2045 Mo-1 3.000% 01/01/45		09/01/2023	Paydown		1,947	1,947	1,901	1,904		.43		.43		1,947				39	01/01/2045	1.A
..3138YF-GV-0	FANNIE MAE 4% Due 2/1/2045 Mo-1 4.000% 02/01/45		09/01/2023	Paydown		200	200	213	210		(10)		(10)		200				5	02/01/2045	1.A
..3138YN-PE-1	FANNIE MAE 3% Due 7/1/2045 Mo-1 3.000% 07/01/45		09/01/2023	Paydown		5,238	5,238	5,115	5,122		116		116		5,238				102	07/01/2045	1.A
..3138YP-AY-8	FANNIE MAE 3% Due 5/1/2045 Mo-1 3.000% 05/01/45		09/01/2023	Paydown		1,092	1,092	1,063	1,065		.26		.26		1,092				22	05/01/2045	1.A
..3138YS-BR-6	FANNIE MAE 3% Due 8/1/2045 Mo-1 3.000% 08/01/45		09/01/2023	Paydown		5,903	5,903	5,751	5,767		136		136		5,903				118	08/01/2045	1.A
..3138YT-4Q-4	FANNIE MAE 3% Due 9/1/2045 Mo-1 3.000% 09/01/45		09/01/2023	Paydown		1,443	1,443	1,406	1,413		.31		.31		1,443				29	09/01/2045	1.A
..3138YV-ZN-2	FANNIE MAE 3% Due 7/1/2045 Mo-1 3.000% 07/01/45		09/01/2023	Paydown		1,621	1,621	1,579	1,583		.38		.38		1,621				32	07/01/2045	1.A
..3138YX-4Z-5	FANNIE MAE 3% Due 9/1/2045 Mo-1 3.000% 09/01/45		09/01/2023	Paydown		28,902	28,902	28,155	28,184		718		718		28,902				648	09/01/2045	1.A
..3138YX-RQ-0	FANNIE MAE 3% Due 9/1/2045 Mo-1 3.000% 09/01/45		09/01/2023	Paydown		18,246	18,246	17,774	17,809		437		437		18,246				359	09/01/2045	1.A
..3138YX-Y6-6	FANNIE MAE 3% Due 9/1/2045 Mo-1 3.000% 09/01/45		09/01/2023	Paydown		1,300	1,300	1,267	1,268		.32		.32		1,300				26	09/01/2045	1.A
..31390A-G4-6	FANNIE MAE 7% Due 2/1/2032 Mo-1 7.000% 02/01/32		09/01/2023	Paydown		707	707	746	721		(14)		(14)		707				33	02/01/2032	1.A
..31392F-4F-1	FNR 2002-77 5 1/2% Due 12/25/2032 Mo-1 5.500% 12/25/32		09/01/2023	Paydown		18,419	18,419	20,741	19,581		(1,162)		(1,162)		18,419				661	12/25/2032	1.B FE
..31397S-G2-4	FANNIE MAE SERIES 201146 CLASS B 3.000% 05/25/26		09/01/2023	Paydown		38,952	38,952	38,946	38,946		.6		.6		38,952				778	05/25/2026	1.A
..31407J-DD-1	FANNIE MAE 6 1/2% Due 9/1/2036 Mo-1 6.500% 09/01/36		09/01/2023	Paydown		2,221	2,221	2,476	2,433		(212)		(212)		2,221				97	09/01/2036	1.A
..31407S-EK-4	FANNIE MAE 5 1/2% Due 11/1/2035 Mo-1 5.500% 11/01/35		09/01/2023	Paydown		26,087	26,087	25,545	25,759		328		328		26,087				956	11/01/2035	1.A

E05.2

STATEMENT AS OF SEPTEMBER 30, 2023 OF THE GUARDIAN LIFE INSURANCE COMPANY OF AMERICA

SCHEDULE D - PART 4

Show All Long-Term Bonds and Stock Sold, Redeemed or Otherwise Disposed of During the Current Quarter

1	2	3	4	5	6	7	8	9	10	Change In Book/Adjusted Carrying Value					16	17	18	19	20	21	22	
										11	12	13	14	15								
CUSIP Identification	Description	Foreign	Disposal Date	Name of Purchaser	Number of Shares of Stock	Consideration	Par Value	Actual Cost	Prior Year Book/Adjusted Carrying Value	Unrealized Valuation Increase/(Decrease)	Current Year's (Amortization)/Accretion	Current Year's Other Than Temporary Impairment Recognized	Total Change in Book/Adjusted Carrying Value (11 + 12 - 13)	Total Foreign Exchange Change in Book /Adjusted Carrying Value	Book/Adjusted Carrying Value at Disposal Date	Foreign Exchange Gain (Loss) on Disposal	Realized Gain (Loss) on Disposal	Total Gain (Loss) on Disposal	Bond Interest/Stock Dividends Received During Year	Stated Contractual Maturity Date	NAIC Designation, NAIC Designation Modifier and SVO Administrative Symbol	
..31408H-PN-9	FANNIE MAE 6% Due 1/1/2036 Mo-1 6.000%		09/01/2023	Paydown		1,214	1,214	1,227	1,218	(5)			(5)		1,214				49	01/01/2036	1.A	
..3140E1-BU-6	FANNIE MAE 3% Due 9/1/2045 Mo-1 3.000%		09/01/2023	Paydown		1,919	1,919	1,869	1,872		47		47		1,919				38	09/01/2045	1.A	
..3140G-YGZ-6	FANNIE MAE POOL BH9215 3.500% 01/01/48		09/01/2023	Paydown		17	17	17	17						17					01/01/2048	1.A	
..3140H7-Z9-1	FANNIE MAE POOL BJ6167 3.500% 02/01/48		09/01/2023	Paydown		6,286	6,286	6,335	6,333		(47)		(47)		6,286				147	02/01/2048	1.A	
..3140HB-GA-0	FANNIE MAE POOL BJ9192 3.500% 05/01/33		09/01/2023	Paydown		5,062	5,062	5,101	5,095		(33)		(33)		5,062				116	05/01/2033	1.A	
..314008-3U-7	FANNIE MAE POOL CA1710 4.500% 05/01/48		09/01/2023	Paydown		27,499	27,499	28,625	28,586		(1,087)		(1,087)		27,499				818	05/01/2048	1.A	
..31411G-JU-7	FANNIE MAE F1t % Due 12/1/2036 Mo-1 7.701%		09/01/2023	Paydown		2,480	2,480	2,495	2,484		(4)		(4)		2,480				65	12/01/2036	1.A	
..31412S-RC-1	FANNIE MAE 6 1/2% Due 3/1/2038 Mo-1 6.500%		09/01/2023	Paydown		982	982	1,095	1,086		(104)		(104)		982				43	03/01/2038	1.A	
..31413D-S5-7	FANNIE MAE 6 1/2% Due 8/1/2037 Mo-1 6.500%		09/01/2023	Paydown		3,976	3,976	4,432	4,257		(281)		(281)		3,976				172	08/01/2037	1.A	
..31413L-LL-1	FANNIE MAE 6% Due 8/1/2037 Mo-1 6.000%		09/01/2023	Paydown		460	460	507	501		(41)		(41)		460				18	08/01/2037	1.A	
..31413T-T9-3	FANNIE MAE 6 1/2% Due 11/1/2037 Mo-1 6.500%		09/01/2023	Paydown		6,949	6,949	7,747	7,661		(712)		(712)		6,949				302	11/01/2037	1.A	
..31414P-U3-1	FANNIE MAE 6 1/2% Due 2/1/2038 Mo-1 6.500%		09/01/2023	Paydown		3,575	3,575	3,985	3,937		(362)		(362)		3,575				155	02/01/2038	1.A	
..31414R-CN-3	FANNIE MAE 5% Due 3/1/2038 Mo-1 5.000%		09/01/2023	Paydown		10,054	10,054	10,970	10,812		(758)		(758)		10,054				334	03/01/2038	1.A	
..31414R-PN-9	FANNIE MAE 5% Due 4/1/2038 Mo-1 5.000%		09/01/2023	Paydown		19,650	19,650	21,441	20,852		(1,202)		(1,202)		19,650				610	04/01/2038	1.A	
..31416V-R9-7	FANNIE MAE 6 1/2% Due 11/1/2038 Mo-1 6.500%		09/01/2023	Paydown		6,001	6,001	6,691	6,449		(447)		(447)		6,001				260	11/01/2038	1.A	
..31417B-NC-7	FANNIE MAE 3 1/2% Due 4/1/2042 Mo-1 3.500%		09/01/2023	Paydown		2,640	2,640	2,681	2,668		(28)		(28)		2,640				62	04/01/2042	1.A	
..31417E-MS-7	FANNIE MAE 3% Due 1/1/2043 Mo-1 3.000%		09/01/2023	Paydown		10,570	10,570	10,296	10,326		245		245		10,570				198	01/01/2043	1.A	
..31417F-NR-5	FANNIE MAE 3% Due 2/1/2043 Mo-1 3.000%		09/01/2023	Paydown		3,623	3,623	3,529	3,539		84		84		3,623				76	02/01/2043	1.A	
..31417G-T5-5	FANNIE MAE 3 1/2% Due 6/1/2043 Mo-1 3.500%		09/01/2023	Paydown		3,121	3,121	3,169	3,163		(43)		(43)		3,121				75	06/01/2043	1.A	
..31418A-XY-9	FANNIE MAE 4 1/2% Due 9/1/2043 Mo-1 4.500%		09/01/2023	Paydown		51,131	51,131	55,136	54,656		(3,525)		(3,525)		51,131				1,364	09/01/2043	1.A	
..31418B-V5-2	FANNIE MAE 3% Due 10/1/2045 Mo-1 3.000%		09/01/2023	Paydown		2,992	2,992	2,914	2,919		73		73		2,992				56	10/01/2045	1.A	
..31418C-HT-4	FANNIE MAE POOL MA2941 3.500% 03/01/32		09/01/2023	Paydown		25,423	25,423	25,622	25,578		(156)		(156)		25,423				591	03/01/2032	1.A	
..31418C-RC-0	FANNIE MAE POOL MA3182 3.500% 11/01/47		09/01/2023	Paydown		36,810	36,810	37,096	37,084		(274)		(274)		36,810				841	11/01/2047	1.A	
..31418C-U7-7	FANNIE MAE POOL MA3305 3.500% 03/01/48		09/01/2023	Paydown		49,031	49,031	48,976	48,978		53		53		49,031				1,123	03/01/2048	1.A	
..31418C-U8-5	FANNIE MAE POOL MA3306 4.000% 03/01/48		09/01/2023	Paydown		66,799	66,799	68,010	67,961		(1,162)		(1,162)		66,799				1,770	03/01/2048	1.A	
..31418C-W2-6	FANNIE MAE POOL MA3364 3.500% 05/01/33		09/01/2023	Paydown		15,428	15,428	15,549	15,527		(98)		(98)		15,428				358	05/01/2033	1.A	
..34161B-BA-6	FLORIDA ST DEPT OF TRANSN SEP 5% Due 7/1/2038 JJ1 5.000% 07/01/38		07/03/2023	Call	100.0000	5,875,000	5,875,000	6,315,508	5,902,893		(27,893)		(27,893)		5,875,000				293,750	07/01/2038	1.B FE	
0909999999	Subtotal - Bonds - U.S. Special Revenues					6,994,754	6,994,754	7,404,939	6,647,445		7,040		7,040		6,994,754					314,173	XXX	XXX
..000780-MP-8	AMAC 2003-11 5 1/2% Due 10/25/2033 Mo-1 5.500% 10/25/33		09/01/2023	Paydown		1,089	1,089	1,152	1,142		(54)		(54)		1,089				40	10/25/2033	3.B FM	
..00150*-AA-6	AIA COLCHIS LLC SENIOR SECURED NOTES 4.460% 12/31/31		08/10/2023	Redemption	100.0000	302,362	302,362	302,362	302,362						302,362				10,114	12/31/2031	2.B PL	

E05.3

STATEMENT AS OF SEPTEMBER 30, 2023 OF THE GUARDIAN LIFE INSURANCE COMPANY OF AMERICA

SCHEDULE D - PART 4

Show All Long-Term Bonds and Stock Sold, Redeemed or Otherwise Disposed of During the Current Quarter

1	2	3	4	5	6	7	8	9	10	Change In Book/Adjusted Carrying Value					16	17	18	19	20	21	22
										11	12	13	14	15							
CUSIP Identification	Description	For- eign	Disposal Date	Name of Purchaser	Number of Shares of Stock	Consid- eration	Par Value	Actual Cost	Prior Year Book/ Adjusted Carrying Value	Unrealized Valuation Increase/ (Decrease)	Current Year's (Amor- tization)/ Accretion	Current Year's Other Than Temporary Impairment Recogn- ized	Total Change in Book/ Adjusted Carrying Value (11 + 12 - 13)	Total Foreign Exchange Change in Book /Adjusted Carrying Value	Book/ Adjusted Carrying Value at Disposal Date	Foreign Exchange Gain (Loss) on Disposal	Realized Gain (Loss) on Disposal	Total Gain (Loss) on Disposal	Bond Interest/ Stock Dividends Received During Year	Stated Con- tractual Maturity Date	NAIC Desig- nation, NAIC Desig- nation Modifier and SVO Admini- strative Symbol
..00176@-AA-4	AMF FLORENCE LLC AMF FLORENCE LLC 3.210% 12/31/35		09/30/2023	Redemption	100.0000		976,233	976,233	976,233						976,233				23,505	12/31/2035	2.C PL
..00184@-AA-4	AMAZON EUCLID CTL AMAZON EUCLID CTL 4.095% 06/30/39		09/30/2023	Redemption	100.0000		19,600	19,600	19,600						19,600				535	06/30/2039	1.E
..00191#-AA-3	AMAZON TUCSON CTL AMAZON TUCSON CTL 4.095% 08/31/39		09/30/2023	Redemption	100.0000		36,490	36,490	36,490						36,490				998	08/31/2039	1.E
..00191@-AA-5	AMAZON OKC CTL AMAZON OKC CTL 4.233% 09/30/39		09/30/2023	Redemption	100.0000		54,303	54,303	54,303						54,303				1,533	09/30/2039	1.E
..00193*-AA-5	AMAZON TULSA CTL AMAZON TULSA CTL 4.233% 09/30/39		09/30/2023	Redemption	100.0000		36,501	36,501	36,317		184		184		36,501				1,203	09/30/2039	1.E
..00215J-AA-7	ASP AMC MERGER SUB 8.000% 05/15/25		07/11/2023	BANK OF AMERICA Redemption	100.0000		35,000	3,500,000	218,986	200,050	3,189,362	10,417	3,180,844	18,935	218,986		(183,986)	(183,986)	140,000	05/15/2025	6.FE
..00230@-AA-8	AT&T PORTFOLIO 00230@AA8 4.003% 05/15/46 AMERICAN AIRLINES/AADVAN BASIC 5.500% 04/20/26		09/15/2023	Redemption	100.0000		51,640	51,640	52,156		(496)		(496)		51,640				1,378	05/15/2046	2.B
..00253X-AA-9	ADVANTAGE CAPITAL COMMUNITY ADVANTAGE CAPITAL COMMUNITY 0.001% 03/01/25		07/20/2023	Redemption	100.0000		131,250	131,250	131,250						131,250				5,414	04/20/2026	3.B FE
..00796#-AA-2	ADVANTAGE CAPITAL 2019 ST TAX ADVANTAGE CAPITAL 2019 ST TAX 0.001% 01/15/29		09/01/2023	Redemption	100.0000		1,404,845	1,404,845	1,047,371		94,668		94,668		1,404,845					03/01/2025	1.D
..00804*-AC-2	ADVANTAGE CAPITAL CONNETICUT P SERIES C 0.001% 09/01/25		09/01/2023	Redemption	100.0000		144,480	144,480	340,000		(38,932)		(38,932)		144,480					09/01/2025	1.A
..00835#-AD-9	ADVANTAGE CAPITAL CONNETICUT P SERIES D 0.001% 09/01/25		09/01/2023	Redemption	100.0000		172,419	172,419	340,000		(37,869)		(37,869)		172,419					09/01/2025	1.A FE
..00909@-A*-5	AMAZON FORT WORTH CTL AMAZON FORT WORTH CTL 4.494% 11/10/39		09/10/2023	Redemption	100.0000		38,035	38,035	38,035						38,035				1,000	11/10/2039	1.E
..00910G-A*-4	AMAZON SAN BERNARDINO CTL AMAZON SAN BERNARDINO CTL 4.494% 03/10/41		09/10/2023	Redemption	100.0000		68,101	68,101	68,101						68,101				1,805	03/10/2041	1.E
..01185*-AA-3	ALASKA VENTURES LLC ALASKA VENTURES 4.670% 06/30/33		09/30/2023	Redemption	100.0000		497,281	497,281	497,281						497,281				17,417	06/30/2033	2.C PL
..01185*-AB-1	ALASKA VENTURES LLC ALASKA VENTURES LLC 4.670% 06/30/33		09/30/2023	Redemption	100.0000		51,325	51,325	51,325		1,148		1,148		51,325				1,798	06/30/2033	2.C PL
..021345-AA-1	ALTA WIND HOLDINGS LLC 7% Due 6/30/2035 JD31 7.000% 06/30/35		07/01/2023	Redemption	100.0000		2,191	2,191	2,392		(163)		(163)		2,191				22,296	06/30/2035	2.C FE
..02378L-AA-1	AMERICAN AIRLINES INC AMERICAN AIRLINES 5.180% 08/15/23		08/15/2023	Redemption	100.0000		706,667	706,667	706,667						706,667				36,605	08/15/2023	3.A PL
..02581@-BW-8	AMERICAN EXPRESS BASIC 3.700% 08/03/23 American Home Mortgage Investm SERIES 20051		07/03/2023	Call	100.0000		900,000	900,000	896,787		374		374		899,938		62	62	30,525	08/03/2023	1.F FE
..02660T-DM-2	CLASS M1 6.287% 06/25/45		09/25/2023	Paydown			(15,118)	(13,644)	(14,053)		(89)		(89)		(14,142)		14,142	14,142	397	06/25/2045	3.C FM
..03464H-AA-3	Angel Oak Mortgage Trust SERIES 20225 CLASS A1 4.500% 05/25/67		09/01/2023	Paydown			38,084	38,084	36,745		1,339		1,339		38,084				143	05/25/2067	1.A FE
..03464P-AA-5	Angel Oak Mortgage Trust SERIES 20222 CLASS A1 3.353% 01/25/67		09/01/2023	Paydown			171,234	171,234	153,575		17,658		17,658		171,234				860	01/25/2067	1.A FE
..03465J-AA-8	Angel Oak Mortgage Trust SERIES 20216 CLASS A1 1.458% 09/25/66		08/01/2023	Paydown			104,492	104,492	83,153		21,339		21,339		104,492				210	09/25/2066	1.A FE
..03465J-AA-8	Angel Oak Mortgage Trust SERIES 20216 CLASS A1 1.458% 09/25/66		09/01/2023	Paydown			42,218	42,218	33,597		8,622		8,622		42,218				154	09/25/2066	1.A
..03783@-BW-9	APPLE COMPUTER INC 4 1/2% Due 2/23/2036 FA23 4.500% 02/23/36		09/18/2023	JANE STREET			1,613,238	1,650,000	2,075,931		(19,647)		(19,647)		2,027,477		(414,239)	(414,239)	79,819	02/23/2036	1.B FE
..040104-FW-6	Argent Securities Inc SERIES 2004W3 CLASS A3 6.253% 02/25/34		09/25/2023	Paydown			26,090	26,090	25,674		388		388		26,090				672	02/25/2034	1.A FM

E05.4

STATEMENT AS OF SEPTEMBER 30, 2023 OF THE GUARDIAN LIFE INSURANCE COMPANY OF AMERICA

SCHEDULE D - PART 4

Show All Long-Term Bonds and Stock Sold, Redeemed or Otherwise Disposed of During the Current Quarter

1	2	3	4	5	6	7	8	9	10	Change In Book/Adjusted Carrying Value					16	17	18	19	20	21	22
										11	12	13	14	15							
CUSIP Identification	Description	For-foreign	Disposal Date	Name of Purchaser	Number of Shares of Stock	Consideration	Par Value	Actual Cost	Prior Year Book/Adjusted Carrying Value	Unrealized Valuation Increase/(Decrease)	Current Year's (Amortization)/Accretion	Current Year's Other Than Temporary Impairment Recognized	Total Change in Book/Adjusted Carrying Value (11 + 12 - 13)	Total Foreign Exchange Change in Book /Adjusted Carrying Value	Book/Adjusted Carrying Value at Disposal Date	Foreign Exchange Gain (Loss) on Disposal	Realized Gain (Loss) on Disposal	Total Gain (Loss) on Disposal	Bond Interest/Stock Dividends Received During Year	Stated Contractual Maturity Date	NAIC Designation, NAIC Designation Modifier and SVO Administrative Symbol
..04288B-AB-6	ARSENAL AIC PARENT LLC BASIC 8.000% 10/01/30		08/03/2023	STIFEL NICOLAUS		505,000	500,000	500,000							500,000		5,000	5,000		10/01/2030	4.A FE
..04542B-KC-5	Asset Backed Funding Certifica SERIES 2004OPT5 CLASS M1 6.557% 03/25/34		09/27/2023	Paydown		213,909	213,909	212,839	212,916		993		993		213,909				5,691	03/25/2034	1.A FM
..04774#-AA-0	ATLANTA FALCONS STADIUM COMPAN SENIOR SECURED NOTES 3.590% 09/01/42		09/01/2023	Redemption 100.0000		91,339	91,339	91,339	91,339						91,339				3,279	09/01/2042	2.B PL
..04774#-AB-8	ATLANTA FALCONS STADIUM COMPAN SENIOR SECURED NOTES 3.590% 09/01/42		09/01/2023	Redemption 100.0000		60,892	60,892	60,892	60,892						60,892				2,186	09/01/2042	2.B PL
..05279@-AA-9	AMERCEN PROPERTIES LLC AMERCEN PROPERTIES LLC - AUTOL 4.101% 08/15/34		09/15/2023	Redemption 100.0000		135,532	135,532	135,532	135,532						135,532				3,706	08/15/2034	2.B
..05590#-AA-9	ESSENTIAL FACILITIES-BPHQ, LLC ESSENTIAL FACILITIES-BPHQ, LLC 3.540% 11/15/32		09/15/2023	Paydown		376,554	376,554	374,431	374,978		1,576		1,576		376,554				8,830	11/15/2032	1.F
..05607B-AA-9	BXGNT 2017-A 2.950% 10/04/32		09/02/2023	Paydown		50,468	50,468	50,467	50,468						50,468				987	10/04/2032	1.F FE
..05948X-YD-7	BOANIS 2003-J Adj % Due 11/25/2033 Mo-1 3.887% 11/25/33		09/01/2023	Paydown		8,108	8,108	7,792	7,871		237		237		8,108				208	11/25/2033	1.A FM
..05950D-AD-2	Banc of America Funding Corpor 5.89140% Due 6/20/2036 Mo-1 4.255% 06/20/36		09/01/2023	Paydown		20,686	20,733	19,696	19,821		910		910		20,731		(45)	(45)	509	06/20/2036	1.A FM
..05951U-AE-1	BAFC 2006-8T2 5.8341% Due 10/25/2036 Mo-1 5.834% 10/25/36		09/01/2023	Paydown		38,393	31,400	25,851	26,622		5,830		5,830		32,451		5,942	5,942	1,351	10/25/2036	1.A FM
..06051G-DM-8	BAFC 2004-2 Adj % Due 5/25/2035 Mo-1 4.537% 05/25/35		09/01/2023	Paydown		9,856	9,856	9,908	9,895		(39)		(39)		9,856				258	05/25/2035	1.C FM
..07030U-AA-0	BASTION FUNDING I, LLC BASTION FUNDING I, LLC 7.119% 04/25/38		09/25/2023	Redemption 100.0000		1,068,901	1,068,901	1,068,901	1,068,901						1,068,901				39,888	04/25/2038	1.F PL
..07123#-AA-1	BATON ROUGE HOSPITAL ENERGY BATON ROUGE HOSPITAL ENERGY 4.320% 12/15/37		09/15/2023	Redemption 100.0000		22,352	22,352	22,352	22,352						22,352				645	12/15/2037	1.F
..07124#-AA-0	BATON ROUGE ENERGY PARTNERS, BATON ROUGE ENERGY PARTNERS, 3.520% 10/15/39		09/15/2023	Redemption 100.0000		143,946	143,946	143,946	143,946						143,946				3,380	10/15/2039	2.A
..07335B-AA-4	BOPE CYCLE MERGER SUB II BASIC 10.625% 07/15/27		08/14/2023	Various		3,498,000	8,800,000	8,865,161	8,800,847		(12,346)		(12,346)		8,788,501		(5,290,501)	(5,290,501)	1,010,319	07/15/2027	6. FE
..07386H-GH-8	BALTA 2003-3 SERIES 20043 CLASS M1 6.287% 04/25/34		09/26/2023	Paydown		11,437	11,437	11,263	11,285		152		152		11,437				419	04/25/2034	1.A FM
..07386H-VM-0	BALTA 2003-3 SERIES 20057 CLASS MM 6.151% 08/25/35		09/25/2023	Paydown		415,605	415,605	387,586	399,490		16,114		16,114		415,605				11,719	08/25/2035	1.A FM
..07387#-AA-2	BEAR SWAMP FINANCE SENIOR SECURED NOTES 4.890% 09/30/25		09/30/2023	Redemption 100.0000		86,314	86,314	86,314	85,941		373		373		86,314				3,166	09/30/2025	3.A PL
..073879-CV-8	Bear Stearns Asset Backed Secu SERIES 2004HE6 CLASS M2 7.306% 08/25/34		09/25/2023	Paydown		84,728	84,728	84,702	84,709		20		20		84,728				3,149	08/25/2034	1.A FM
..08162T-AY-9	BENCHMARK MORTGAGE TRUST SERIES 2018B7 CLASS A2 4.377% 11/15/51		09/01/2023	Paydown		229,554	229,554	236,432	235,441		(5,888)		(5,888)		229,554				4,030	11/15/2051	1.A
..092174-AA-9	BLACK KNIGHT INFOSERV LL BASIC 3.625% 09/01/28		07/10/2023	Various		88,513	100,000	90,000	90,658		756		756		91,415		(2,902)	(2,902)	3,132	09/01/2028	3.C FE
..10567@-AA-0	BRAVES STADIUM COMPANY, LLC SENIOR SECURED NOTES 3.770% 09/30/41		09/30/2023	Redemption 100.0000		239,351	239,351	239,351	239,351						239,351				9,024	09/30/2041	2.A PL
..110122-DX-3	BRISTOL-MYERS SQUIBB CO BASIC 3.900% 03/15/82		09/18/2023	JANE STREET		1,476,960	2,000,000	2,018,080	2,018,019		(148)		(148)		2,017,871		(540,911)	(540,911)	79,083	03/15/2062	1.F FE
..12061R-AC-5	BUNKER HILL LOAN DEP TR SERIES 20192 CLASS A3 3.185% 07/25/49		09/01/2023	Paydown		72,468	72,468	72,695	72,690		(222)		(222)		72,468				1,675	07/25/2049	1.A
..124857-AN-3	CBS CORP 4.6% Due 1/15/2045 JJ15 4.600% 01/15/45		09/12/2023	SEAPORT GROUP		3,095,044	4,700,000	4,680,777	4,683,226		315		315		4,683,542		(1,588,498)	(1,588,498)	251,633	01/15/2045	2.C FE
..124857-AQ-6	CBS CORP 4% Due 1/15/2026 JJ15 4.000% 01/15/26		09/11/2023	Various		7,017,096	7,400,000	7,265,912	7,355,056		9,866		9,866		7,364,922		(347,826)	(347,826)	343,689	01/15/2026	2.C FE

E05.5

STATEMENT AS OF SEPTEMBER 30, 2023 OF THE GUARDIAN LIFE INSURANCE COMPANY OF AMERICA

SCHEDULE D - PART 4

Show All Long-Term Bonds and Stock Sold, Redeemed or Otherwise Disposed of During the Current Quarter

1	2	3	4	5	6	7	8	9	10	Change In Book/Adjusted Carrying Value					16	17	18	19	20	21	22
										11	12	13	14	15							
CUSIP Identification	Description	Foreign	Disposal Date	Name of Purchaser	Number of Shares of Stock	Consideration	Par Value	Actual Cost	Prior Year Book/Adjusted Carrying Value	Unrealized Valuation Increase/(Decrease)	Current Year's (Amortization)/Accretion	Current Year's Other Than Temporary Impairment Recognized	Total Change in Book/Adjusted Carrying Value (11 + 12 - 13)	Total Foreign Exchange Change in Book /Adjusted Carrying Value	Book/Adjusted Carrying Value at Disposal Date	Foreign Exchange Gain (Loss) on Disposal	Realized Gain (Loss) on Disposal	Total Gain (Loss) on Disposal	Bond Interest/Stock Dividends Received During Year	Stated Contractual Maturity Date	NAIC Designation, NAIC Designation Modifier and SVO Administrative Symbol
..125238-AA-9	CHENIERE TUG SERVICES LLC CHENIERE TUG SERVICES LLC 6.400% 09/30/30		09/30/2023	Redemption 100.0000		200,800	200,800	200,800	200,800						200,800				9,638	09/30/2030	3.B PL
..12595X-AR-4	CSAIL COMMERCIAL MORTGAGE TRUS SERIES 2018CX12 CLASS A2 4.148% 08/15/51		07/01/2023	Paydown	1	1	1	1	1						1					08/15/2051	1.A
..12624N-AC-4	COMM 2012-LTRT 3.3996% Due 10/5/2030 Mo-1 3.400% 10/05/30		09/01/2023	Paydown		462,116	462,116	464,020	462,116						462,116				7,480	10/05/2030	1.A FM
..12626G-AP-8	COMM 2013-LC13 5.009% Due 8/10/2046 Mo-1 4.749% 08/10/46		09/12/2023	Call 100.0000 Redemption 100.0000		6,941,000	6,941,000	7,885,898	7,020,619		(79,619)		(79,619)		6,941,000				260,756	08/10/2046	1.A
..126650-AY-6	CVS CAREMARK CORP CVS HEALTH CORPORATION 5.361% 10/10/27		09/10/2023	Redemption 100.0000		118,143	118,143	126,931	123,791		(5,647)		(5,647)		118,143				4,224	10/10/2027	2.B
..126650-BP-4	CVS CAREMARK CORP 6.036% Due 12/10/2028 Mo-10 6.036% 12/10/28		09/10/2023	Various		325,449	325,449	333,339	327,909		(2,460)		(2,460)		325,449				13,102	12/10/2028	2.B FE
..126650-CY-4	CVS CAREMARK CORP BASIC 4.780% 03/25/38		09/07/2023	JANE STREET		1,524,475	1,735,000	2,014,630	2,002,165		(9,799)		(9,799)		1,992,366		(467,891)	(467,891)	79,708	03/25/2038	2.B FE
..126673-W6-5	CIHEL 2004-I A 6.144% 07/25/35		09/25/2023	Paydown		170,682	170,682	155,748	170,682						170,682				5,493	07/25/2035	1.A FM
..12668A-VL-6	CIWALT 2005-56 Flt % Due 12/25/2035 Mo-25 5.954% 12/25/35		09/25/2023	Paydown		6,706	6,706	5,906	6,130		576		576		6,706				155	12/25/2035	1.A FM
..12668B-RC-9	CIWALT 2006-0C2 5.634% 02/25/36		09/25/2023	Paydown		38,754	(3,388)	(2,820)	(2,926)		5,101		5,101		2,176		36,578	36,578	2,038	02/25/2036	1.A FM
..12668U-AG-6	Countrywide Asset-Backed Certi SERIES 20073 CLASS 2A3 5.641% 05/25/47		09/25/2023	Paydown		100,689	63,023	57,666	58,233		7,579		7,579		65,812		34,877	34,877	3,467	05/25/2047	5.A FM
..126697-AB-7	CIL 2007-12 SERIES 200712 CLASS 1A2 6.273% 08/25/47		09/25/2023	Paydown		59,578	59,578	58,684	58,765		813		813		59,578				1,789	08/25/2047	1.A FM
..12669E-G6-7	CIHL 2003-50 Adj % Due 1/19/2034 Mo-1 3.905% 01/19/34		09/01/2023	Paydown		4,322	4,322	4,263	4,285		38		38		4,322				113	01/19/2034	1.A FM
..12695*-AA-3	CVS HEALTH CORPORATION PASS-THROUGH CERTIFICATES 3.416% 10/10/38		09/10/2023	Redemption 100.0000		173,103	173,103	173,103	173,103						173,103				3,943	10/10/2038	2.B
..12696*-AA-8	HSS PROPERTIES CERTIFICATES 4.210% 09/15/47		09/15/2023	Redemption 100.0000		33,223	33,223	33,550	33,486		(263)		(263)		33,223				933	09/15/2047	1.E PL
..12702*-AA-4	CVS HEALTH CORPORATION CVS HEALTH CORPORATION 3.901% 10/10/39		09/10/2023	Redemption 100.0000		131,973	131,973	131,973	131,973						131,973				3,433	10/10/2039	2.B
..12708*-AA-4	CTL 2018-12 TRUST CTL 2018-12 TRUST 5.550% 07/15/35		09/15/2023	Redemption 100.0000		238,197	238,197	238,197	238,197						238,197				8,844	07/15/2035	2.B PL
..12708*-AA-8	CTL PHILADELPHIA LEASE FINANCE CTL PHILADELPHIA LEASE FINANCE 4.008% 12/27/26		09/06/2023	Redemption 100.0000		237,600	237,600	237,600	237,600						237,600				4,793	12/27/2026	1.F
..12755*-AA-0	CTL 2022-4 TRUST (KEMPER LAKES CTL 2022-4 TRUST (KEMPER LAKES 4.016% 05/15/57		09/15/2023	Redemption 100.0000		1,206	1,206	1,206	1,206						1,206				32	05/15/2057	1.D PL
..127656-AA-4	CAERUS UINTA ABS I LLC CAERUS UINTA ABS I LLC 7.480% 04/28/40		09/28/2023	Redemption 100.0000		542,671	542,671	542,547			124		124		542,671				22,428	04/28/2040	1.G Z
..12778*-AA-1	CRIC PHX AVIATION LLC CRIC PHX AVIATION LLC 6.360% 08/15/43		09/15/2023	Redemption 100.0000		6,516	6,516	6,516							6,516				177	08/15/2043	2.C Z
..144526-AC-4	Carrington Mortgage Loan Trust SERIES 2007RFC1 CLASS A3 5.572% 12/25/36		09/26/2023	Paydown		337,093	337,093	298,608	311,729		25,363		25,363		337,093				9,792	12/25/2036	1.A FM
..144531-DP-2	CARR 2006-NC1 SERIES 2005NCS CLASS M2 5.932% 10/25/35		09/26/2023	Paydown		408,840	408,840	379,966	384,562		24,278		24,278		408,840				10,991	10/25/2035	1.A FM
..144531-DQ-0	CARR 2006-NC1 5.954% 10/25/35		09/25/2023	Paydown				(2,794)	(2,612)		(34)		(34)		(2,718)		2,718	2,718	49	10/25/2035	4.C FM
..144531-EY-2	CARR 2006-NC1 Flt % Due 1/25/2036 Mo-25 5.834% 01/25/36		09/25/2023	Paydown		241,717	241,717	230,086	236,385		5,332		5,332		241,717				6,315	01/25/2036	1.A FM
..144538-AC-9	Carrington Mortgage Loan Trust SERIES 2006FRE1 CLASS A3 5.582% 04/25/36		09/26/2023	Paydown		298,751	298,751	284,934	287,410		11,341		11,341		298,751				7,753	04/25/2036	1.A FM
..14453F-AD-1	Carrington Mortgage Loan Trust SERIES 2006NC2 CLASS A4 5.672% 06/25/36		09/26/2023	Paydown		402,803	402,803	367,627	377,123		25,680		25,680		402,803				10,150	06/25/2036	1.A FM

E05.6

STATEMENT AS OF SEPTEMBER 30, 2023 OF THE GUARDIAN LIFE INSURANCE COMPANY OF AMERICA

SCHEDULE D - PART 4

Show All Long-Term Bonds and Stock Sold, Redeemed or Otherwise Disposed of During the Current Quarter

1	2	3	4	5	6	7	8	9	10	Change In Book/Adjusted Carrying Value					16	17	18	19	20	21	22
										11	12	13	14	15							
CUSIP Identification	Description	Foreign	Disposal Date	Name of Purchaser	Number of Shares of Stock	Consideration	Par Value	Actual Cost	Prior Year Book/Adjusted Carrying Value	Unrealized Valuation Increase/(Decrease)	Current Year's (Amortization)/Accretion	Current Year's Other Than Temporary Impairment Recognized	Total Change in Book/Adjusted Carrying Value (11 + 12 - 13)	Total Foreign Exchange Change in Book /Adjusted Carrying Value	Book/Adjusted Carrying Value at Disposal Date	Foreign Exchange Gain (Loss) on Disposal	Realized Gain (Loss) on Disposal	Total Gain (Loss) on Disposal	Bond Interest/Stock Dividends Received During Year	Stated Contractual Maturity Date	NAIC Designation, NAIC Designation Modifier and SVO Administrative Symbol
..14576A-AA-0	CARS MTI SERIES 20201A CLASS A1 2.010% 12/15/50		09/15/2023	Paydown		8,731	8,731	8,728	8,729				3		8,731				117	12/15/2050	1.A FE
..14855W-AA-4	CASTLELAKE SECURED AVIATION CASTLELAKE SECURED AVIATION 6.500% 07/31/36		07/15/2023	Redemption	100.0000	1,099,256	1,099,256	1,071,339					27,917		1,099,256				21,435	07/31/2036	1.F Z
..14855W-AA-4	CASTLELAKE SECURED AVIATION CASTLELAKE SECURED AVIATION 6.500% 07/31/36		09/15/2023	Redemption	100.0000	419,808	419,808	409,147					10,661		419,808				12,441	07/31/2036	1.F PL
..14855W-AB-2	CASTLELAKE SECURED AVIATION CASTLELAKE SECURED AVIATION 5.650% 07/31/36		09/15/2023	Redemption	100.0000	374,572	374,572	334,375					40,198		374,572				7,232	07/31/2036	1.F Z
..152314-JW-1	CXHE 2003-B SERIES 2004B CLASS M2 6.182% 03/25/34		09/26/2023	Paydown		41,918	41,918	41,199	41,373				545		41,918				1,482	03/25/2034	1.A FM
..152314-JY-7	CXHE 2003-B SERIES 2004B CLASS M4 6.819% 03/25/34		07/25/2023	Paydown																03/25/2034	1.A FM
..161546-EW-2	CFAB 2003-4 SERIES 20032 CLASS 2A2 5.993% 02/25/33		09/25/2023	Paydown		60,117	60,117	58,614	58,727				1,390		60,117				2,190	02/25/2033	1.A FM
..161546-FX-9	CFAB 2003-4 5.159% Due 11/25/2032 Mo-1		09/01/2023	Paydown		108,354	108,354	104,155	107,051				1,303		108,354				3,324	11/25/2032	1.A FM
..161630-AG-3	CHASE 2007-A1 Adj % Due 2/25/2037 Mo-1		09/01/2023	Paydown		3	3	3	3						3					02/25/2037	1.A FM
..161630-AU-2	CHASE 2007-A1 Adj % Due 2/25/2037 Mo-1		09/01/2023	Paydown		3,080	3,080	2,990	2,999				81		3,080				91	02/25/2037	1.A FM
..161630-AY-4	CHASE 2007-A1 Adj % Due 2/25/2037 Mo-1		09/01/2023	Paydown		9,504	9,504	9,428	9,437				67		9,504				272	02/25/2037	1.A FM
..16165M-AF-5	CFLX 2006-2 4.84837% Due 9/25/2036 Mo-1		09/01/2023	Paydown		22,376	22,376	20,516	20,794				1,582		22,376				623	09/25/2036	1.A FM
..16678R-AV-9	COMFC 2004-1A 5.237% 01/25/35		09/01/2023	Paydown		183,307	183,307	170,888	172,000				11,308		183,307				5,851	01/25/2035	1.A FM
..172967-EW-7	CITIGROUP INC BASIC 8.125% 07/15/39		09/07/2023	JANE STREET		1,434,734	1,175,000	1,976,738	1,923,424				(24,276)		1,899,148		(464,414)	(464,414)	110,319	07/15/2039	1.G FE
..172973-SE-5	CITIGROUP INC BASIC 9.250% 08/01/24		09/01/2023	Call	100.0000	5,250,000	5,250,000	5,210,738	5,219,888				11,867		5,231,756		18,244	18,244	551,724	08/01/2024	4.C FE
..17302W-AB-4	Citigroup Mortgage Loan Trust SERIES 2004HYB4 CLASS AA 5.762% 12/25/34		09/25/2023	Paydown		3,555	3,555	3,444	3,455				100		3,555				124	12/25/2034	1.A FM
..17309P-AB-2	Citigroup Mortgage Loan Trust SERIES 2006AMC1 CLASS A2B 5.592% 09/25/36		09/25/2023	Paydown		75,171	75,171	68,594	69,922				5,249		75,171				1,817	09/25/2036	1.A FM
..17327G-AW-4	CITIGROUP COMMERCIAL MORTGAGE SERIES 2018C6 CLASS A2 4.242% 11/10/51		09/01/2023	Paydown		5,929	5,929	6,106	6,093				(164)		5,929				126	11/10/2051	1.A
..191219-AU-8	COCA-COLA REFRESH USA 6 3/4% Due 9/15/2023 MS15 6.750% 09/15/23		09/15/2023	Maturity		1,000,000	1,000,000	999,230	999,959				41		1,000,000				67,500	09/15/2023	1.F FE
..19685G-AA-4	COLT Funding LLC SERIES 2022A CLASS A1 4.301% 03/25/67		09/01/2023	Paydown		121,769	121,769	117,050					4,719		121,769				981	03/25/2067	1.A FE
..21017#-AA-1	CONSOLIDATED TERMINALS LLC SENIOR SECURED NOTES 4.820% 12/12/23		08/30/2023	Redemption	100.0000	18,000,000	18,000,000	18,000,000	18,000,000						18,000,000				621,780	12/12/2023	2.C PL
..212168-AA-6	CONTINENTAL WIND LLC 6% Due 2/28/2033 FA31 6.000% 02/28/33		08/28/2023	Redemption	100.0000	308,365	308,365	308,365	308,365						308,365				9,251	02/28/2033	2.B FE
..21867*-AB-4	CORE LABORATORIES (US) INTERES SERIES 2011 SENIOR NOTES 4.110% 09/30/23		09/30/2023	Maturity		4,000,000	4,000,000	4,010,480	4,001,874				(1,874)		4,000,000				164,400	09/30/2023	3.A
..21872#-AA-5	CORECIVIC OF KANSAS, LLC CORECIVIC OF KANSAS, LLC 4.430% 01/31/40		07/31/2023	Redemption	100.0000	101,752	101,752	101,752	101,752						101,752				3,381	01/31/2040	1.F PL
..22541S-GE-2	CSFB 2004-1 5 1/4% Due 6/25/2034 Mo-1 5.250% 06/25/34		09/01/2023	Paydown		6,296	6,296	6,649	6,520				(224)		6,296				220	06/25/2034	1.A FM
..22541S-GJ-1	CSFB 2004-1 5 1/4% Due 6/25/2034 Mo-1 5.250% 06/25/34		09/01/2023	Paydown		5,285	5,285	5,477	5,406				(121)		5,285				185	06/25/2034	1.A FM

STATEMENT AS OF SEPTEMBER 30, 2023 OF THE GUARDIAN LIFE INSURANCE COMPANY OF AMERICA

SCHEDULE D - PART 4

Show All Long-Term Bonds and Stock Sold, Redeemed or Otherwise Disposed of During the Current Quarter

1	2	3	4	5	6	7	8	9	10	Change In Book/Adjusted Carrying Value					16	17	18	19	20	21	22
										11	12	13	14	15							
CUSIP Identification	Description	Foreign	Disposal Date	Name of Purchaser	Number of Shares of Stock	Consideration	Par Value	Actual Cost	Prior Year Book/Adjusted Carrying Value	Unrealized Valuation Increase/(Decrease)	Current Year's (Amortization)/Accretion	Current Year's Other Than Temporary Impairment Recognized	Total Change in Book/Adjusted Carrying Value (11 + 12 - 13)	Total Foreign Exchange Change in Book /Adjusted Carrying Value	Book/Adjusted Carrying Value at Disposal Date	Foreign Exchange Gain (Loss) on Disposal	Realized Gain (Loss) on Disposal	Total Gain (Loss) on Disposal	Bond Interest/Stock Dividends Received During Year	Stated Contractual Maturity Date	NAIC Designation, NAIC Designation Modifier and SVO Administrative Symbol
..225470-EC-3	CSFB 2005-10 F11 % Due 11/25/2035 Mo-25 6.134% 11/25/35		09/25/2023	Paydown Redemption 100.0000		76,748	76,761	58,530	61,801				14,958		76,759		(11)	(11)	2,775	11/25/2035	3.A FM
..22959#-AA-9	CSOLAR IV SOUTH, LLC SR SEC 5.371% 09/30/38		09/30/2023	Redemption 100.0000		239,494	239,494	239,479	239,450				44		239,494				9,649	09/30/2038	2.A PL
..22964*-AC-2	CSOLAR IV WEST, LLC CSOLAR IV WEST, LLC 3.850% 03/31/41		09/30/2023			492,774	492,774	492,774	492,774						492,774				14,230	03/31/2041	2.B PL
..233046-AQ-4	DNKN 2015-1A SERIES 20211A CLASS A211 2.493% 11/20/51		08/15/2023	Paydown Redemption 100.0000		25,000	25,000	25,000	25,000						25,000				467	11/20/2051	2.B FE
..233254-AA-9	DG-CS MASTER BORROWER LLC CLEARWAY ENERGY INC 3.510% 09/30/40		09/30/2023			1,116,104	1,116,104	1,116,104	1,116,104						1,116,104				39,175	09/30/2040	2.C PL
..25150U-AA-6	DBALT 2007-0A2 F11 % Due 4/25/2047 Mo-1 5.396% 04/25/47		09/01/2023	Paydown		24,589	24,589	22,125	22,715		1,874		1,874		24,589				309	04/25/2047	1.A FM
..25466A-AD-3	DISCOVER BANK 4.2% Due 8/8/2023 FAB 4.200% 08/08/23		08/08/2023	Various Redemption 100.0000		1,500,000	1,500,000	1,494,010	1,499,423		577		577		1,500,000				63,000	08/08/2023	2.B FE
..25512D-AB-5	DIVERSIFIED ABS PHASE V LLC DIVERSIFIED ABS PHASE V LLC 5.780% 12/28/30		09/28/2023			1,283,833	1,283,833	1,283,833	1,283,833						1,283,833				49,412	12/28/2030	2.B FE
..256746-AJ-7	DOLLAR TREE INC BASIC 2.650% 12/01/31 DPABS 2012-1A SERIES 20171A CLASS A23		09/07/2023	GOLDMAN SACHS		1,749,638	2,200,000	2,000,152	2,012,999		12,438		12,438		2,025,436		(275,798)	(275,798)	45,344	12/01/2031	2.B FE
..25755T-AH-3	DPABS 2012-1A SERIES 20211A CLASS A211 4.118% 07/25/47		07/25/2023	Paydown		31,688	31,688	29,641			2,047		2,047		31,688				326	07/25/2047	2.A FE
..25755T-AP-5	DPABS 2012-1A SERIES 20211A CLASS A211 3.151% 04/25/51		07/16/2023	Paydown Redemption 100.0000		18,750	18,750	18,750	18,750						18,750				443	04/25/2051	2.A FE
..26860#-AA-8	P10 P100 LLC SENIOR SECURED NOTES 4.170% 12/31/41		07/01/2023			(13)	(13)	(13)	(13)						(13)				1,346	12/31/2041	1.G PL
..269246-BQ-6	E Trade Group Inc BASIC 3.800% 08/24/27		07/28/2023	Various		5,900,000	5,900,000	5,539,358	5,687,296		23,896		23,896		5,711,193		188,807	188,807	208,008	08/24/2027	1.G FE
..269246-BS-2	E Trade Group Inc BASIC 4.500% 06/20/28		07/28/2023	Call 100.6760 Redemption 100.0000		956,422	950,000	949,164	949,497		47		47		949,544		456	456	32,310	06/20/2028	1.G FE
..26986*-AA-1	EAGLE SOLAR, LLC EAGLE SOLAR, LLC 4.820% 12/31/42		07/01/2023	Redemption 100.0000		2	2	2	2						2				3,282	12/31/2042	3.A
..28258#-AA-4	8point3 SOLAR INVESTCO 1 LLC 8point3 SOLAR INVESTCO 1 LLC 4.680% 11/30/35		08/31/2023	Redemption 100.0000		595,906	595,906	595,906	595,906						595,906				27,888	11/30/2035	2.C PL
..28258#-AC-0	8point3 SOLAR INVESTCO 1 LLC 8point3 SOLAR INVESTCO 1 LLC 4.680% 11/30/35		08/31/2023			57,244	57,244	57,244	57,244						57,244				2,679	11/30/2035	2.C PL
..30190A-AA-2	F&G ANNUITIES & LIFE INC BASIC 7.400% 01/13/28		09/20/2023	Tax Free Exchange Redemption 100.0000		24,990,950	25,000,000	24,989,750	24,990,168		781		781		24,990,950				1,269,306	01/13/2028	2.C FE
..30288*-AA-8	FLNG LIQUEFACTION 2, LLC SENIOR SECURED NOTES 4.540% 03/31/38		09/30/2023			550,000	550,000	550,000	550,000						550,000				24,970	03/31/2038	2.B FE
..30290Y-AB-7	FS GLOBAL CREDIT OPPORTUNITIES FS GLOBAL CREDIT OPPORTUNITIES 4.818% 08/01/23		08/01/2023	Various Redemption 100.0000		35,000,000	35,000,000	35,000,000	35,000,000						35,000,000				1,686,300	08/01/2023	1.D FE
..30306V-AA-7	FLNG LIQUEFACTION 3, LLC FLNG LIQUEFACTION 3, LLC 5.550% 03/31/39		09/30/2023			177,650	177,650	177,650	177,650						177,650				9,860	03/31/2039	2.C FE
..32027N-JT-9	FIRST FRANKLIN BANK SERIES 2004FF5 CLASS A1 6.153% 08/25/34		09/27/2023	Paydown		3,029	3,029	2,978	2,991		38		38		3,029				72	08/25/2034	1.A FM
..32027N-WP-2	FIRST FRANKLIN BANK SERIES 2005FF10 CLASS A5 5.792% 11/25/35		09/27/2023	Paydown Redemption 100.0000		5,390	5,390	5,134	5,208		183		183		5,390				131	11/25/2035	1.A FM
..33766#-AA-9	OHIO EDISON TOWER, LLC OHIO EDISON TOWER, LLC 3.200% 06/15/35		09/15/2023	Redemption 100.0000		283,966	283,966	286,795	286,302		(2,337)		(2,337)		283,966				6,059	06/15/2035	3.A
..34107#-AA-7	FLORIDA PIPELINE HOLDINGS, LLC FLORIDA PIPELINE HOLDINGS, LLC 2.920% 08/15/38		08/15/2023	Redemption 100.0000		796,282	796,282	796,282	796,282						796,282				23,251	08/15/2038	2.B PL
..34524#-AA-0	CORKTOWN MOBILITY HUB LLC CORKTOWN MOBILITY HUB LLC 4.720% 07/15/42		09/15/2023	Redemption 100.0000		146,747	146,747	148,160	148,080		(1,333)		(1,333)		146,747				4,619	07/15/2042	3.A

STATEMENT AS OF SEPTEMBER 30, 2023 OF THE GUARDIAN LIFE INSURANCE COMPANY OF AMERICA

SCHEDULE D - PART 4

Show All Long-Term Bonds and Stock Sold, Redeemed or Otherwise Disposed of During the Current Quarter

1	2	3	4	5	6	7	8	9	10	Change In Book/Adjusted Carrying Value					16	17	18	19	20	21	22
										11	12	13	14	15							
CUSIP Identification	Description	For- eign	Disposal Date	Name of Purchaser	Number of Shares of Stock	Consid- eration	Par Value	Actual Cost	Prior Year Book/ Adjusted Carrying Value	Unrealized Valuation Increase/ (Decrease)	Current Year's (Amor- tization)/ Accretion	Current Year's Other Than Temporary Impairment Recogn- ized	Total Change in Book/ Adjusted Carrying Value (11 + 12 - 13)	Total Foreign Exchange Change in Book /Adjusted Carrying Value	Book/ Adjusted Carrying Value at Disposal Date	Foreign Exchange Gain (Loss) on Disposal	Realized Gain (Loss) on Disposal	Total Gain (Loss) on Disposal	Bond Interest/ Stock Dividends Received During Year	Stated Con- tractual Maturity Date	NAIC Desig- nation, NAIC Desig- nation Modifier and SVO Admini- strative Symbol
..35906A-BF-4	FRONTIER COMMUNICATIONS BASIC 5.000% 05/01/28		07/21/2023	BANK OF AMERICA		643,125	750,000	716,158	719,806		2,775		2,775		722,581		(79,456)	(79,456)	27,458	05/01/2028	4.B FE
..36228F-YY-6	GSR 2003-13 Adj % Due 10/25/2033 Mo-1 5.383% 10/25/33		09/01/2023	Paydown		1,869	1,869	1,902	1,895		(26)		(26)		1,869				53	10/25/2033	1.A FM
..36242D-2B-8	GSAMP 2005-AHL F11 % Due 4/25/2035 Mo-25 6.409% 04/25/35		09/25/2023	Paydown		111,291	111,291	89,659	97,279		14,012		14,012		111,291				2,682	04/25/2035	1.A FM
..36242D-5W-9	GSAMP 2005-AHL 5 1/2% Due 6/25/2035 Mo-1 5.500% 06/25/35		09/01/2023	Paydown		4,858	4,858	4,846	4,846		12		12		4,858				174	06/25/2035	1.A FM
..36242D-ET-6	GSAMP 2005-AHL 5% Due 8/25/2019 Mo-1 5.000% 05/25/43		09/01/2023	Paydown		332	332	341	332						332				11	05/25/2043	1.A FM
..36242D-EY-5	GSAMP 2005-AHL 5% Due 9/25/2034 Mo-1 5.000% 09/25/34		09/01/2023	Paydown		9,511	9,511	9,836	9,732		(220)		(220)		9,511				322	09/25/2034	1.A FM
..36242D-FG-3	GSAMP 2005-AHL 5.897% 09/25/34 09/25/34		09/01/2023	Paydown		59,390	59,390	58,461	58,566		824		824		59,390				2,406	09/25/2034	4.C FM
..36242D-QY-2	GSAMP 2005-AHL 5% Due 12/25/2034 Mo-1 5.000% 12/25/34		09/01/2023	Paydown		887	887	875	877		10		10		887				30	12/25/2034	4.C FM
..36248G-AJ-9	GSMS 2013-GC16 SERIES 2013GC16 CLASS B GT USA WILMINGTON LLC GT WILMINGTON LLC 5.161% 11/10/46		09/01/2023	Paydown		1,478,697	1,478,697	1,595,260	1,576,213		(97,516)		(97,516)		1,478,697				36,621	11/10/2046	1.A
..36253A-AA-2	5.440% 12/31/38 GEORGIA-PACIFIC LLC 3.734% Due 7/15/2023 J15		07/14/2023	DIRECT - 1		7,215,684	18,000,000	5,400,000	9,000,000			3,600,000	(3,600,000)		5,400,000		1,815,684	1,815,684	92,517	12/31/2038	3.B PL
..37331N-AD-3	3.794% 07/15/23 GILDAN ACTIVEWEAR INC SENIOR UNSECURED NOTES		07/15/2023	Various		5,000,000	5,000,000	4,999,850	4,999,999		1		1		5,000,000				186,700	07/15/2023	1.G FE
..375916-A#-0	2.700% 08/25/23 GRIDIRON FUNDING LLC SENIOR UNSECURED NOTES		08/25/2023	Maturity Redemption 100.0000		4,000,000	4,000,000	4,000,000	4,000,000						4,000,000				108,000	08/25/2023	2.C
..39808C-A*-6	5.640% 06/30/27 HSI Asset Securitization Corpo SERIES		09/29/2023			255,896	255,896	255,896	255,896						255,896				10,063	06/30/2027	2.C PL
..40430K-AH-4	2006OPT4 CLASS M1 5.743% 03/25/36 HPS STRATEGIC INVESTMENT PART STRATEGIC		09/26/2023	Paydown		189,251	189,251	151,874	163,342		25,908		25,908		189,251				3,391	03/25/2036	1.A FM
..40488*-AA-5	INVEST V SENIOR 9.895% 12/05/32 HPS STRATEGIC INVESTMENT PART STRATEGIC		08/01/2023	DIRECT - 1		8,443,330	8,443,330	8,443,330							8,443,330					12/05/2032	3.B FE
..40488*-AB-3	INVEST V JUNIOR 11.145% 12/05/32 HARRIMACK HOLDINGS LLC HARRIMACK HOLDINGS LLC		08/01/2023	DIRECT - 1 Redemption 100.0000		4,289,072	4,289,072	4,289,072							4,289,072					12/05/2032	3.C FE
..413707-AA-8	3.500% 04/07/31 HEWLETT PACKARD INC. 6% Due 9/15/2041 MS15		09/07/2023			500,000	500,000	500,000	500,000						500,000				11,667	04/07/2031	1.F PL
..428236-BR-3	6.000% 09/15/41 HEAT 2005-4 SERIES 20059 CLASS M2 6.093%		09/18/2023	GOLDMAN SACHS		1,653,029	1,700,000	2,148,749	2,115,985		(10,816)		(10,816)		2,105,169		(452,140)	(452,140)	103,417	09/15/2041	2.B FE
..437084-OZ-2	04/25/36 HUDSON TRANSMISSION 4.41% Due 5/23/2033		09/25/2023	Paydown Redemption 100.0000			(42)	(40)	(41)						(41)		41	41	2	04/25/2036	3.B FM
..44416*-AB-2	FIAM31 4.410% 05/31/33 HUDSON TRANSMISSION HUDSON TRANSMISSION		08/31/2023	Redemption 100.0000		301,119	301,119	299,405	299,892		1,226		1,226		301,119				9,982	05/31/2033	2.A PL
..44416*-AE-6	4.440% 11/30/32 HUDSON TRANSMISSION HUDSON TRANSMISSION		08/31/2023	Redemption 100.0000		12,796	12,796	12,796	12,796						12,796				426	11/30/2032	2.A PL
..44416*-AF-3	4.440% 11/30/32 HUDSON TRANSMISSION HUDSON TRANSMISSION		08/31/2023	Redemption 100.0000		9,765	9,765	9,765	9,765						9,765				325	11/30/2032	2.A PL
..44416*-AG-1	4.440% 11/30/32 HUDSON TRANSMISSION HUDSON TRANSMISSION		08/31/2023	Redemption 100.0000		56,010	56,010	56,010	56,010						56,010				1,865	11/30/2032	2.A PL
..44919*-AC-2	1.595 EXPRESS, LLC NOTES 3.310% 12/31/31 IMPAC Secured Assets Corp SERIES 20044 CLASS		09/30/2023			208,169	208,169	208,169	205,817		2,352		2,352		208,169				8,264	12/31/2031	1.F PL
..45254T-QW-7	M5 7.081% 02/25/35 Impac Secured Assets Corp. SERIES 20063 CLASS		09/25/2023	Paydown			(6)	(5)	(5)						(5)		5	5		02/25/2035	1.B FM
..45255R-AB-3	A2 5.632% 11/25/36 Impac Secured Assets Corp. SERIES 20063 CLASS		08/27/2023	Paydown		7,605	13,915	11,550	12,362		895		895		13,257		(5,652)	(5,652)	400	11/25/2036	2.B FM

E05.9

STATEMENT AS OF SEPTEMBER 30, 2023 OF THE GUARDIAN LIFE INSURANCE COMPANY OF AMERICA

SCHEDULE D - PART 4

Show All Long-Term Bonds and Stock Sold, Redeemed or Otherwise Disposed of During the Current Quarter

1	2	3	4	5	6	7	8	9	10	Change In Book/Adjusted Carrying Value					16	17	18	19	20	21	22
										11	12	13	14	15							
CUSIP Identification	Description	Foreign	Disposal Date	Name of Purchaser	Number of Shares of Stock	Consideration	Par Value	Actual Cost	Prior Year Book/Adjusted Carrying Value	Unrealized Valuation Increase/(Decrease)	Current Year's (Amortization)/Accretion	Current Year's Other Than Temporary Impairment Recognized	Total Change in Book/Adjusted Carrying Value (11 + 12 - 13)	Total Foreign Exchange Change in Book /Adjusted Carrying Value	Book/Adjusted Carrying Value at Disposal Date	Foreign Exchange Gain (Loss) on Disposal	Realized Gain (Loss) on Disposal	Total Gain (Loss) on Disposal	Bond Interest/Stock Dividends Received During Year	Stated Contractual Maturity Date	NAIC Designation, NAIC Designation Modifier and SVO Administrative Symbol
..45255R-AB-3	Impac Secured Assets Corp. SERIES 20063 CLASS A2 5.632% 11/25/36		09/27/2023	Paydown		3,569	4,457	3,699	3,959		406		406		4,366		(796)	(796)	155	11/25/2036	2.C FM
..45660N-B9-5	RAST 2004-A2 5 1/4% Due 5/25/2034 Mo-1 5.250% 05/25/34		09/01/2023	Paydown		7,615	7,615	4,188	4,623		2,992		2,992		7,615				266	05/25/2034	1.A FM
..45660N-VH-5	RAST 2004-A2 5 3/4% Due 11/25/2033 Mo-1 5.750% 11/25/33		09/01/2023	Paydown		3,881	3,881	3,969	3,939		(57)		(57)		3,881				155	11/25/2033	2.B FM
..466247-HE-6	JPMIT Adj % Due 12/25/2034 Mo-1 4.034% 12/25/34		09/01/2023	Paydown		101,744	101,744	90,298	94,770		6,974		6,974		101,744				2,364	12/25/2034	1.A FM
..466247-K7-7	JPMIT Adj % Due 11/25/2033 Mo-1 4.594% 11/25/33		09/01/2023	Paydown		14,405	14,405	14,377	14,377		28		28		14,405				372	11/25/2033	1.A FM
..466247-QA-4	JPMIT Adj % Due 6/25/2035 Mo-1 4.388% 06/25/35		09/01/2023	Paydown		4,080	4,080	4,065	4,066		14		14		4,080				108	06/25/2035	1.A FM
..466247-QY-2	JPMIT Adj % Due 6/25/2035 Mo-1 4.370% 06/25/35		09/01/2023	Paydown		10,978	10,978	10,856	10,901		77		77		10,978				312	06/25/2035	1.A FM
..46661#-AA-7	JFK FUEL INFRASTRUCTURE LLC SENIOR SECURED 3.440% 04/13/27		09/13/2023	Redemption	100.0000	418,013	418,013	418,013	418,013						418,013				8,390	04/13/2027	2.A
..46661#-AC-3	JFK FUEL INFRASTRUCTURE LLC JFK FUEL INFRASTRUCTURE LLC 3.250% 04/13/27		09/13/2023	Redemption	100.0000	144,666	144,666	144,666	144,666						144,666				2,743	04/13/2027	2.A
..46671#-AA-7	JRD HOLDINGS SECURED TRUST JRD HOLDINGS SECURED TRUST 3.620% 01/15/41		09/15/2023	Redemption	100.0000	1,286	1,286	1,286	1,286						1,286				31	01/15/2041	2.B
..46672#-AA-4	JLL SECURITIES CREDIT LEASE JLL SECURITIES CREDIT LEASE 3.974% 02/15/37		09/01/2023	Redemption	100.0000	94,769	94,769	95,716	95,647		(878)		(878)		94,769				2,202	02/15/2037	2.B PL
..46673#-AA-7	JRD HOLDINGS SECURED TRUST JRD HOLDINGS SECURED TRUST 3.214% 12/15/41		09/15/2023	Redemption	100.0000	84,819	84,819	84,819	84,819						84,819				1,818	12/15/2041	2.B
..46674#-AA-4	MHHS CTL MHHS CTL 3.510% 12/15/43		09/15/2023	Redemption	100.0000	142,046	142,046	144,887	144,792		(2,746)		(2,746)		142,046				3,325	12/15/2043	1.F
..48020#-AA-9	VEYRON OPTIMUS IV US FUNDING VEYRON OPTIMUS IV US FUNDING 5.710% 01/15/38		08/15/2023	Redemption	100.0000	51,128	51,128	51,128	51,128						51,128				1,833	01/15/2038	2.B Z
..48020#-AA-9	VEYRON OPTIMUS IV US FUNDING VEYRON OPTIMUS IV US FUNDING 5.710% 01/15/38		09/15/2023	Redemption	100.0000	25,747	25,747	25,747	25,747						25,747				1,107	01/15/2038	2.B
..48259#-AA-3	KDP FRISCO TX CTL KDP FRISCO TX CTL 3.300% 06/24/37		09/10/2023	Redemption	100.0000	99,445	99,445	99,445	99,445						99,445				2,188	06/24/2037	2.B
..49727#-AA-5	HMS 850 BARGE FLEETING HMS 850 BARGE FLEETING 4.410% 03/15/42		09/15/2023	Redemption	100.0000	37,080	37,080	37,080	37,080						37,080				1,090	03/15/2042	2.C
..49803#-AA-0	KITE REALTY GROUP L.P. SENIOR NOTES 4.230% 09/10/23		09/10/2023	Maturity		8,000,000	8,000,000	8,000,000	8,000,000						8,000,000				338,400	09/10/2023	2.C
..501044-CS-8	KROGER CO. BASIC 3.850% 08/01/23		08/01/2023	Maturity		2,000,000	2,000,000	2,028,660	2,009,345		(9,345)		(9,345)		2,000,000				77,000	08/01/2023	2.A FE
..51512#-AA-2	LANDSBERG ORORA SERIES A GUARANTEED SENIOR NOT 3.260% 07/16/23		07/16/2023	Maturity		8,000,000	8,000,000	8,000,000	8,000,000						8,000,000				260,800	07/16/2023	2.B PL
..52110#-AA-4	LAXFUEL CORPORATION 3.100% 12/28/51		09/28/2023	Redemption	100.0000	17,774	17,774	17,774	17,743		31		31		17,774				549	12/28/2051	1.E
..53227J-AA-2	LIFESTORAGE LP BASIC 3.875% 12/15/27		07/25/2023	Tax Free Exchange		11,967,731	11,800,000	12,017,689	11,989,954		(22,223)		(22,223)		11,967,731				290,811	12/15/2027	2.B FE
..53227J-AC-8	LIFE STORAGE LP BASIC 2.200% 10/15/30		07/25/2023	Tax Free Exchange		13,283,028	13,300,000	13,277,006	13,281,818		1,210		1,210		13,283,028				240,878	10/15/2030	2.B FE
..53227J-AD-6	LIFE STORAGE LP BASIC 2.400% 10/15/31		07/25/2023	Tax Free Exchange		19,893,997	20,200,000	19,843,046	19,875,396		18,600		18,600		19,893,997				397,267	10/15/2031	2.B FE
..552953-CF-6	MGM MIRAGE MGM INC BASIC 5.500% 04/15/27		09/14/2023	Various		11,663,653	12,300,000	12,409,035	7,687,168		(10,534)		(10,534)		12,297,783		(634,130)	(634,130)	565,700	04/15/2027	4.A FE
..55354J-AA-2	MSDB TRUST SERIES 2017712F CLASS A 3.427% 07/11/39		08/01/2023	Various															127,067	07/11/2039	1.A
..56540#-AA-3	MAPLELEAF MIDSTREAM INVESTMENT MAPLELEAF MIDSTREAM INVESTMENT 4.560% 09/30/25		07/05/2023	Redemption	100.0000	945,952	945,952	953,574	951,183		(5,231)		(5,231)		945,952				43,135	09/30/2025	3.B PL

EO5.10

STATEMENT AS OF SEPTEMBER 30, 2023 OF THE GUARDIAN LIFE INSURANCE COMPANY OF AMERICA

SCHEDULE D - PART 4

Show All Long-Term Bonds and Stock Sold, Redeemed or Otherwise Disposed of During the Current Quarter

1	2	3	4	5	6	7	8	9	10	Change In Book/Adjusted Carrying Value					16	17	18	19	20	21	22
										11	12	13	14	15							
CUSIP Identification	Description	For-foreign	Disposal Date	Name of Purchaser	Number of Shares of Stock	Consideration	Par Value	Actual Cost	Prior Year Book/Adjusted Carrying Value	Unrealized Valuation Increase/(Decrease)	Current Year's (Amortization)/Accretion	Current Year's Other Than Temporary Impairment Recognized	Total Change in Book/Adjusted Carrying Value (11 + 12 - 13)	Total Foreign Exchange Change in Book /Adjusted Carrying Value	Book/Adjusted Carrying Value at Disposal Date	Foreign Exchange Gain (Loss) on Disposal	Realized Gain (Loss) on Disposal	Total Gain (Loss) on Disposal	Bond Interest/Stock Dividends Received During Year	Stated Contractual Maturity Date	NAIC Designation, NAIC Designation Modifier and SVO Administrative Symbol
..56633#-AL-7	THE MARCUS CORPORATION SENIOR NOTES 4.020% 08/14/25		08/14/2023	Redemption 100.0000		2,200,000	2,200,000	2,200,000	2,200,000						2,200,000				104,528	08/14/2025	3.A PL
..576433-UE-4	MARM 2004-13 Adj % Due 4/21/2034 Mo-1 4.708% 04/21/34		09/01/2023	Paydown		26,082	26,082	25,898	25,935		148		148		26,082				730	04/21/2034	1.A FM
..576433-UM-4	MARM 2004-13 SERIES 200413 CLASS 3A7B 7.360% 11/21/34		09/01/2023	Paydown		3,085	3,085	3,008	3,011		74		74		3,085				81	11/21/2034	1.A FM
..576436-BY-4	MASD 2006-1 SERIES 20051 CLASS M2 6.532% 06/25/43		09/26/2023	Paydown		55,868	55,868	52,978	53,790		2,078		2,078		55,868				1,379	06/25/2043	1.A FM
..576436-CW-7	MASD 2006-1 Fit % Due 1/25/2036 Mo-25 6.084% 01/25/36		09/25/2023	Paydown		119,237	119,237	98,371	118,507		730		730		119,237				2,321	01/25/2036	1.A FM
..57643L-EQ-5	MABS 2006-HE1 SERIES 2004HE1 CLASS M7 8.208% 09/25/34		09/25/2023	Paydown		312,133	312,133	315,742	315,488		(3,355)		(3,355)		312,133				7,481	09/25/2034	1.A FM
..57643M-KK-9	MASTR 2005-1 5 1/2% Due 5/25/2035 Mo-1 5.500% 05/25/35		09/01/2023	Paydown		8,673	8,673	8,718	8,693		(20)		(20)		8,673				318	05/25/2035	1.A FM
..57878#-AA-3	MAYZURE, LLC MAYZURE, LLC 5.160% 09/20/26 MLMI 2005-A2 SERIES 2005HE3 CLASS A1B		09/20/2023	Redemption 100.0000		832,456	832,456	832,456	832,456						832,456				25,054	09/20/2026	2.C PL
..59020U-X7-5	MESA AIRLINES INC CERTIFICATES 4.750% 01/15/28		09/27/2023	Paydown		165,347	165,347	156,614	159,100		6,247		6,247		165,347				3,450	07/25/2036	3.A FM
..59048#-AA-6	MILEAGE PLUS HLDINGS LLC BASIC 6.500% 06/20/27		07/15/2023	Redemption 100.0000		765,090	765,090	765,090	765,090						765,090				36,342	01/15/2028	2.B PL
..599191-AA-1	MOBILE AIRPORT AUTHORITY 3.81% Due 11/9/2032 FIAN9 3.810% 11/09/32		09/21/2023	Various Redemption 100.0000		331,446	331,446	336,832	316,849		14,597		14,597		331,446				16,265	06/20/2027	2.C FE
..607120-EZ-1	MORGAN STANLEY BASIC 7.250% 04/01/32		08/09/2023	Redemption 100.0000		257,061	257,061	257,061	257,061						257,061				7,118	11/09/2032	1.F
..617446-HD-4	MSHEL 2005-2 SERIES 2005MNC2 CLASS M5 6.408% 02/25/35		09/18/2023	CITADEL SECURITIES LLC		1,626,248	1,450,000	2,045,936	1,963,547		(35,249)		(35,249)		1,928,298		(302,051)	(302,051)	101,913	04/01/2032	1.G FE
..61744C-NV-4	MSHEL 2005-2 SERIES 2006MNC1 CLASS A2C 5.743% 12/25/35		07/26/2023	SOCIETE GENERALE		4,285,751	6,057,598	5,828,545	5,842,384		5,604		5,604		5,847,988		(1,562,237)	(1,562,237)	101,625	02/25/2035	5.B FM
..61744C-XM-3	Morgan Stanley Capital Inc SERIES 2006NC5 CLASS A2B 5.542% 10/25/36		09/25/2023	Paydown		14,154	14,154	13,907	13,968		187		187		14,154				276	12/25/2035	1.A FM
..61749B-AD-5	Morgan Stanley Capital Inc SERIES 2006NC5 CLASS A2B 5.542% 10/25/36		09/26/2023	Paydown		882	882	537	553		329		329		882				13	10/25/2036	1.A FM
..61749B-AD-5	Morgan Stanley Capital Inc SERIES 2006NC5 CLASS A2B 5.542% 10/25/36		09/26/2023	Paydown		5,690	5,690	3,669	4,030		1,660		1,660		5,690				82	10/25/2036	3.C FM
..61913P-AA-0	MHL 2004-1 Fit % Due 11/25/2034 Mo-25 6.214% 11/25/34		09/25/2023	Paydown		65,143	65,143	62,140	63,609		1,534		1,534		65,143				2,456	11/25/2034	1.A FM
..61913P-AB-8	MHL 2004-1 6.259% 11/25/34		09/25/2023	Paydown		5,833	5,833	5,479	5,650		183		183		5,833				220	11/25/2034	1.A FM
..64079#-AB-8	NEPTUNE REGIONAL TRANSMISSION 10 DRAWDOWNS, BLENDED RATE AT 6.210% 06/30/27		09/30/2023	Redemption 100.0000		287,241	287,241	287,241	287,241						287,241				13,378	06/30/2027	1.F PL
..64082#-AA-1	NES ANTARES HOLDCO, LLC NES ANTARES HOLDCO, LLC 4.430% 09/30/41		09/30/2023	Redemption 100.0000		77,153	77,153	77,153	77,153						77,153				3,418	09/30/2041	2.C PL
..64352V-JK-8	NEW CENTURY HOME EQ LOAN TRUST Fit % Due 2/25/2035 Mo-25 6.229% 02/25/35		09/25/2023	Paydown		156,771	156,771	141,802	156,771						156,771				4,383	02/25/2035	1.B FM
..64352V-LZ-2	NEW CENTURY HOME EQ LOAN TRUST 4.52744% Due 8/25/2035 Mo-1 4.688% 08/25/35		09/01/2023	Paydown		100,547	100,547	91,322	94,700		5,847		5,847		100,547				2,340	08/25/2035	1.A FM
..64352V-NK-3	NEW CENTURY HOME EQ LOAN TRUST Fit % Due 10/25/2035 Mo-25 5.914% 10/25/35		09/25/2023	Paydown		55,766	55,766	46,285	54,365		1,400		1,400		55,766				1,093	10/25/2035	1.A FM
..64352V-PA-3	NEW CENTURY HOME EQ LOAN TRUST SERIES 2005C CLASS M2 6.107% 12/25/35		09/26/2023	Paydown			(10,244)	(9,698)	(9,741)		(18)		(18)		(9,759)			9,759	196	12/25/2035	4.B FM
..64760#-AA-2	NEW ORLEANS ENERGY PARTNERS NEW ORLEANS ENERGY PARTNERS LL 4.270% 08/15/32		09/15/2023	Redemption 100.0000		299,130	299,130	299,130	299,130						299,130				8,545	08/15/2032	1.G
..65536M-AE-7	NWELI 2006-HE2 5.764% 03/25/36		09/25/2023	Paydown		186,027	186,027	153,937	179,267		6,760		6,760		186,027				3,365	03/25/2036	1.A FM

EO5.11

STATEMENT AS OF SEPTEMBER 30, 2023 OF THE GUARDIAN LIFE INSURANCE COMPANY OF AMERICA

SCHEDULE D - PART 4

Show All Long-Term Bonds and Stock Sold, Redeemed or Otherwise Disposed of During the Current Quarter

1	2	3	4	5	6	7	8	9	10	Change In Book/Adjusted Carrying Value					16	17	18	19	20	21	22
										11	12	13	14	15							
CUSIP Identification	Description	Foreign	Disposal Date	Name of Purchaser	Number of Shares of Stock	Consideration	Par Value	Actual Cost	Prior Year Book/Adjusted Carrying Value	Unrealized Valuation Increase/(Decrease)	Current Year's (Amortization)/Accretion	Current Year's Other Than Temporary Impairment Recognized	Total Change in Book/Adjusted Carrying Value (11 + 12 - 13)	Total Foreign Exchange Change in Book /Adjusted Carrying Value	Book/Adjusted Carrying Value at Disposal Date	Foreign Exchange Gain (Loss) on Disposal	Realized Gain (Loss) on Disposal	Total Gain (Loss) on Disposal	Bond Interest/Stock Dividends Received During Year	Stated Contractual Maturity Date	NAIC Designation, NAIC Designation Modifier and SVO Administrative Symbol
..65536M-AF-4	NELI 2006-HE2 SERIES 2006HE2 CLASS M2 5.941% 03/25/36		09/25/2023	Paydown			(53,019)	(51,147)	(51,262)				(48)		(51,309)		51,309	51,309	1,628	03/25/2036	5.A FM
..65566B-E8-7	NORDSON CORP 2.89% Due 7/28/2025 JJ28 2.890% 07/28/25		07/28/2023	Redemption	100.0000	2,571,429	2,571,429	2,571,429	2,571,429						2,571,429				74,314	07/28/2025	2.C
..68347@-AA-5	OPATHO GAS TRANS, LLC OPATHO GAS TRANS, LLC 5.330% 03/31/34		09/30/2023	Redemption	100.0000	319,667	319,667	319,667	319,667						319,667				12,852	03/31/2034	2.C
..68383N-CZ-4	OPMAC 2005-5 Flt % Due 12/25/2035 Mo-25 5.764% 12/25/35		09/25/2023	Paydown		95,286	95,286	89,215	92,316		2,970		2,970		95,286				2,439	12/25/2035	1.A FM
..69349L-AM-0	PNC BANK NA 3.8% Due 7/25/2023 JJ25 3.800% 07/25/23		07/25/2023	Various		6,000,000	6,000,000	5,898,600	5,993,023		6,977		6,977		6,000,000				228,000	07/25/2023	1.G FE
..69363P-AA-8	Public Service New Hampshire F SERIES 20181 CLASS A1 3.094% 02/01/26		08/01/2023	Paydown		201,487	201,487	201,482	201,487						201,487				6,234	02/01/2026	1.A FE
..71677K-AA-6	PETSMART INC/PETSMART FI BASIC 4.750% 02/15/28		07/18/2023	MARKET AXESS Redemption	100.0000	116,134	125,000	116,250	116,250		739		739		116,989		(855)	(855)	5,525	02/15/2028	4.A FE
..71682@-AA-2	PETROS MISSISSIPPI FUND LLC PETROS MISSISSIPPI FUND I, LLC 6.950% 03/01/27		09/01/2023	Redemption	100.0000	84,410	84,410	84,410	43,033		41,377		41,377		84,410				29,769	03/01/2027	1.C FE
..71684@-AA-0	PETROS CONNECTICUT FUND II PETROS CONNECTICUT FUND II 6.000% 12/15/30		07/01/2023	Redemption		3,958	3,958	3,958	3,591		367		367		3,958				16,023	12/15/2030	1.C FE
..74160M-CS-9	PRIME 2003-3 5 1/2% Due 1/25/2034 Mo-1 5.500% 01/25/34		09/01/2023	Paydown		15,335	15,335	16,169	16,056		(721)		(721)		15,335				561	01/25/2034	1.A FM
..74338*-AA-6	AMAZON GARNER CTL AMAZON GARNER CTL 4.034% 11/15/39		09/15/2023	Redemption	100.0000	95,282	95,282	95,282	95,282						95,282				2,568	11/15/2039	1.D
..74353#-AA-2	1600 OSGOOD STREET 1600 OSGOOD STREET 3.366% 10/10/42		09/10/2023	Redemption	100.0000	78,315	78,315	78,315	78,315						78,315				1,541	10/10/2042	1.E
..74460W-AA-5	PUBLIC STORAGE BASIC 0.875% 02/15/26 Q-LNG OPERATING I LLC Q-LNG OPERATING I LLC 4.440% 02/28/35		09/18/2023	MORGAN STANLEY Redemption	100.0000	1,976,414	2,200,000	2,019,160	2,050,821		33,089		33,089		2,083,910		(107,496)	(107,496)	21,122	02/15/2026	1.F FE
..74739*-AA-1	Residential Asset Mortgage Pro SERIES 2006RZ5 CLASS M1 5.792% 08/25/46		08/23/2023	Paydown		658,961	658,961	658,961	658,961						658,961				14,629	02/28/2035	2.B PL
..749239-AF-6	Residential Asset Mortgage Pro SERIES 2006RZ5 CLASS M1 5.792% 08/25/46		09/25/2023	Paydown		9,022	7,714	6,890	7,048		776		776		7,824		1,197	1,197	334	08/25/2046	2.B FM
..749239-AF-6	Residential Asset Securities C SERIES 2006EMX7 CLASS A4 5.673% 08/25/36		09/25/2023	Paydown		126,302	107,992	98,272	99,900		9,435		9,435		109,335		16,967	16,967	4,680	08/25/2046	3.A FM
..74924T-AD-6	Residential Asset Securities C SERIES 2006EMX7 CLASS A4 5.673% 08/25/36		09/25/2023	Paydown		164,053	163,701	137,509	145,667		18,071		18,071		163,738		315	315	5,513	08/25/2036	1.A FM
..74979U-AA-3	RS 2018 PRIVATE, LLC RS 2018 PRIVATE, LLC 4.040% 06/20/26		09/20/2023	Redemption	100.0000	387,500	387,500	387,500	359,821		27,679		27,679		387,500				11,741	06/20/2026	1.G PL
..750731-AA-9	AUTUMN WIND HQ, LLC AUTUMN WIND HQ, LLC 3.744% 02/10/49		09/10/2023	Redemption		47,370	47,370	47,370	47,370						47,370				1,420	02/10/2049	2.A
..75406Y-AD-9	Residential Asset Securities C SERIES 2006KS9 CLASS A14 5.682% 11/25/36		09/25/2023	Paydown		69,025	69,025	59,318	62,389		6,636		6,636		69,025				2,053	11/25/2036	1.A FM
..759950-AY-4	Renaissance Home Equity Loan T SERIES 20032 CLASS M1 6.670% 08/25/33		09/25/2023	Paydown		59,481	59,481	58,477	58,728		753		753		59,481				1,612	08/25/2033	1.A FM
..76029#-AA-1	REPUBLIC AIRWAYS INC REPUBLIC AIRWAYS INC. 8.000% 06/15/30		09/15/2023	Redemption	100.0000	312,500	312,500	312,500	312,500						312,500				4,792	06/15/2030	2.B PL
..761118-KU-1	RALI 2005-003 Flt % Due 10/25/2045 Mo-25 5.834% 10/25/45		09/25/2023	Paydown		97,056	97,056	76,189	77,605		19,451		19,451		97,056				3,448	10/25/2045	4.B FM
..78512*-AA-5	S&E REPLACEMENT POWER LLC SENIOR SECURED NOTES 4.120% 05/31/29		09/30/2023	Redemption	100.0000	420,618	420,618	420,618	415,780		4,838		4,838		420,618				11,556	05/31/2029	1.D PL
..805564-DV-0	SAXON ASSET SEC TRUST SERIES 19992 CLASS BF1 8.410% 05/25/29		08/01/2023	Paydown		6,789	6,789	6,738	6,756		33		33		6,789				4	05/25/2029	1.A FM
..805564-QK-0	SAXON ASSET SEC TRUST 6.304% 08/25/35		09/25/2023	Paydown		6,476	6,476	5,921	6,108		368		368		6,476				165	08/25/2035	1.A FM

EO5.12

STATEMENT AS OF SEPTEMBER 30, 2023 OF THE GUARDIAN LIFE INSURANCE COMPANY OF AMERICA

SCHEDULE D - PART 4

Show All Long-Term Bonds and Stock Sold, Redeemed or Otherwise Disposed of During the Current Quarter

1	2	3	4	5	6	7	8	9	10	Change In Book/Adjusted Carrying Value					16	17	18	19	20	21	22
										11	12	13	14	15							
CUSIP Identification	Description	For- eign	Disposal Date	Name of Purchaser	Number of Shares of Stock	Consid- eration	Par Value	Actual Cost	Prior Year Book/ Adjusted Carrying Value	Unrealized Valuation Increase/ (Decrease)	Current Year's (Amor- tization)/ Accretion	Current Year's Other Than Temporary Impairment Recogn- ized	Total Change in Book/ Adjusted Carrying Value (11 + 12 - 13)	Total Foreign Exchange Change in Book /Adjusted Carrying Value	Book/ Adjusted Carrying Value at Disposal Date	Foreign Exchange Gain (Loss) on Disposal	Realized Gain (Loss) on Disposal	Total Gain (Loss) on Disposal	Bond Interest/ Stock Dividends Received During Year	Stated Con- tractual Maturity Date	NAIC Desig- nation, NAIC Desig- nation Modifier and SVO Admini- strative Symbol
..805564-SD-4	SAXON ASSET SEC TRUST Flt % Due 10/25/2035 Mo-25 6.094% 10/25/35		09/25/2023	Paydown		166,044	166,044	144,193	154,884		11,161		11,161		166,044				2,049	10/25/2035	1.A FM
..81375W-CU-8	Securitized Asset Backed Recei SERIES 2005OP1 CLASS M3 6.452% 01/25/35		09/26/2023	Paydown		67,463	67,463	66,451	66,671		792		792		67,463				801	01/25/2035	1.A FM
..81618T-AC-4	OFFICE PPTY INCOME TRST BASIC 4.500% 02/01/25		07/07/2023	Various		1,808,750	2,100,000	2,282,721	2,200,209		(28,488)		(28,488)		2,171,721		(362,971)	(362,971)	89,250	02/01/2025	3.C FE
..816851-BN-8	SEMPRA ENERGY BASIC 3.300% 04/01/25		09/07/2023	J.P. MORGAN		1,922,480	2,000,000	1,972,200	1,978,253		6,513		6,513		1,984,766		(62,286)	(62,286)	62,333	04/01/2025	2.B FE
..82436@-AA-8	GVEST FREDERICKSBURG LLC GVEST FREDERICKSBURG LLC 4.500% 06/15/38		09/15/2023	Redemption 100.0000		156,637	156,637	156,637	156,637						156,637				4,701	06/15/2038	2.B
..83612H-AD-0	SVHE 2006-3 Flt % Due 11/25/2036 Mo-25 5.684% 11/25/36		09/25/2023	Paydown		116,844	116,844	88,806	109,812		7,032		7,032		116,844				3,616	11/25/2036	1.A FM
..83613G-AB-5	Soundview Home Equity Loan Tru SERIES 20081 CLASS A2 6.000% 02/25/38		09/01/2023	Paydown		10,281	10,281	10,255	10,256		24		24		10,281				176	02/25/2038	1.A FM
..838515-L@-1	SOUTH JERSEY GAS SOUTH JERSEY GAS 5.210% 08/15/33		08/15/2023	Tax Free Exchange		8,000,000	8,000,000	8,000,000						8,000,000						08/15/2033	1.G Z
..84751P-KW-8	Specialty Underwriting & Resid Flt % Due 12/25/2036 06-AB1 5.734% 12/25/36		09/25/2023	Paydown		165,405	165,405	160,804	161,783		3,622		3,622		165,405				5,843	12/25/2036	1.A FM
..84860*-AB-9	SPIRITS OF ST. LOUIS BASKETBALL SENIOR SECURED NOTES 3.850% 03/31/33		09/30/2023	Redemption 100.0000		116,974	116,974	116,974	116,974						116,974				3,378	03/31/2033	2.C PL
..848609-AA-1	SPIRITS NEWCO LLC SENIOR SECURED NOTES 5.300% 06/30/36		09/30/2023	Redemption 100.0000		115,471	115,471	115,471	115,471						115,471				4,590	06/30/2036	2.C PL
..858271-A*-0	TRANSMISSION SERVICES HOLDINGS TRANSMISSION SERVICES HOLDINGS 3.820% 06/30/47		07/01/2023	Redemption 100.0000		356	356	356	353		3		3		356				3,698	06/30/2047	2.B PL
..858586-J*-2	STEPAN COMPANY SENIOR NOTES 3.950% 07/10/27		07/10/2023	Redemption 100.0000		2,000,000	2,000,000	2,000,000	2,000,000						2,000,000				79,000	07/10/2027	2.C PL
..86157#-AA-4	STOLTHAVEN NEW ORLEANS, LLC STOLTHAVEN NEW ORLEANS, LLC 5.150% 07/17/29		07/17/2023	Redemption 100.0000		315,000	315,000	315,000	315,000						315,000				16,223	07/17/2029	2.C PL
..863579-BC-1	SARM 2004-12 5.984% 09/25/34		09/25/2023	Paydown		330,077	330,077	273,551	281,769		48,308		48,308		330,077				11,214	09/25/2034	1.A FM
..86358E-MA-1	SAIL 2004-8 Flt % Due 9/25/2034 Mo-25 6.364% 09/25/34		09/25/2023	Paydown		62,335	62,335	55,809	60,456		1,879		1,879		62,335				1,728	09/25/2034	1.A FM
..86359A-3E-1	SASC 2003-31A Adj % Due 10/25/2033 Mo-1 5.919% 10/25/33		09/01/2023	Paydown		22,503	22,503	22,405	22,415		88		88		22,503				721	10/25/2033	1.A FM
..86359A-5A-7	SASC 2003-31A Adj % Due 11/25/2033 Mo-1 5.209% 11/25/33		09/01/2023	Paydown		33,221	33,221	33,418	33,331		(110)		(110)		33,221				933	11/25/2033	1.D FM
..86359A-FD-0	SASC 2003-31A Flt % Due 12/25/2032 Mo-25 7.084% 12/25/32		09/25/2023	Paydown		52,673	52,673	46,681	52,673						52,673				1,423	12/25/2032	1.A FM
..86359A-ZE-6	SASC 2003-31A 6.705% 06/25/33		09/01/2023	Paydown		189,388	189,388	186,296	188,344		1,044		1,044		189,388				6,257	06/25/2033	1.A FM
..86359D-VX-2	SASC 2005-NC2 SERIES 2005ART CLASS M2 5.892% 09/25/35		09/25/2023	Paydown		263,914	263,914	255,742	257,514		6,400		6,400		263,914				6,252	09/25/2035	1.A FM
..86359L-DX-4	SAMI 2004-ARS Flt % Due 10/19/2034 Mo-19 6.102% 10/19/34		09/19/2023	Paydown		18,166	18,166	17,297	17,340		826		826		18,166				643	10/19/2034	1.A FM
..86359L-FN-4	SAMI 2004-ARS Flt % Due 4/19/2035 Mo-19 6.142% 04/19/35		09/19/2023	Paydown		11,985	11,985	11,520	11,622		363		363		11,985				403	04/19/2035	1.A FM
..86361N-AD-3	Structured Asset Securities Co SERIES 2006GEL4 CLASS M1 5.812% 10/25/36		09/25/2023	Paydown		46,115	46,115	44,616	45,098		1,017		1,017		46,115				1,481	10/25/2036	1.A FM
..87054#-AA-6	SWEETWATER ROYALTIES LLC SWEETWATER ROYALTIES LLC 5.320% 09/30/40		09/30/2023	Redemption 100.0000		411,261	411,261	411,261	411,261						411,261				21,879	09/30/2040	2.B PL
..87342R-AG-9	BELL 2016-1A SERIES 20211A CLASS A21 1.946% 08/25/51		08/19/2023	Paydown		25,000	25,000	25,000	25,000						25,000				365	08/25/2051	2.B FE
..877249-AD-4	TAYLOR MORRISON COMM/ MON 5 5/8% Due 3/1/2024 MS1 5.625% 03/01/24		09/01/2023	Various		4,500,000	4,500,000	4,390,000	4,482,639		9,763		9,763		4,492,402		7,598	7,598	253,125	03/01/2024	3.B FE

EO5.13

STATEMENT AS OF SEPTEMBER 30, 2023 OF THE GUARDIAN LIFE INSURANCE COMPANY OF AMERICA

SCHEDULE D - PART 4

Show All Long-Term Bonds and Stock Sold, Redeemed or Otherwise Disposed of During the Current Quarter

1	2	3	4	5	6	7	8	9	10	Change In Book/Adjusted Carrying Value					16	17	18	19	20	21	22
										11	12	13	14	15							
CUSIP Identification	Description	Foreign	Disposal Date	Name of Purchaser	Number of Shares of Stock	Consideration	Par Value	Actual Cost	Prior Year Book/Adjusted Carrying Value	Unrealized Valuation Increase/(Decrease)	Current Year's (Amortization)/Accretion	Current Year's Other Than Temporary Impairment Recognized	Total Change in Book/Adjusted Carrying Value (11 + 12 - 13)	Total Foreign Exchange Change in Book /Adjusted Carrying Value	Book/Adjusted Carrying Value at Disposal Date	Foreign Exchange Gain (Loss) on Disposal	Realized Gain (Loss) on Disposal	Total Gain (Loss) on Disposal	Bond Interest/Stock Dividends Received During Year	Stated Contractual Maturity Date	NAIC Designation, NAIC Designation Modifier and SVO Administrative Symbol
..88047P-AA-2	TENN MERGER SUB INC 6.375% 02/01/25		09/08/2023	BANK OF AMERICA		389,375	500,000	452,500	288,915	183,707	8,603		192,310		481,225		(91,850)	(91,850)	35,505	02/01/2025	6. FE
..881561-UK-8	TMTS 2005-8HE Flt % Due 7/25/2035 Mo-25 6.034% 07/25/35		09/25/2023	Paydown		634,420	634,420	470,228	545,814		88,606		88,606		634,420				19,491	07/25/2035	1.A FM
..88687#-AA-9	TILLMAN NETWORKS FINANCING II TILLMAN NETWORKS FINANCING II 5.000% 12/16/30		08/16/2023	Redemption		253,163	253,163	253,163							253,163				6,488	12/16/2030	2.A Z
..88687#-AA-9	TILLMAN NETWORKS FINANCING II TILLMAN NETWORKS FINANCING II 5.000% 12/16/30 TORTOISE ENERGY INFRASTRUCTURE TORTOISE ENERGY INFRASTRUCTURE 4.390% 09/27/23		09/18/2023	Redemption		81,368	81,368	81,368							81,368				2,690	12/16/2030	2.A PL
..89147L-E@-5	TRANSIGM INC 6.375% 06/15/26		09/27/2023	Maturity		1,936,000	1,936,000	1,999,510	1,960,580		(24,580)		(24,580)		1,936,000				84,990	09/27/2023	1.A FE
..893647-BB-2	2014 REPLACEMENT POWER STATUTO (NOVEC) SENIOR SECURED NOTES 3.850% 05/31/29		09/17/2023	Call		4,000,000	4,000,000	4,098,080	4,018,070		(18,070)		(18,070)		4,000,000				192,667	06/15/2026	4.C FE
..90226#-AA-3	2015 ESA PROJECT COMPANY LLC 2015 ESA PROJECT COMPANY LLC 3.040% 06/30/31		09/30/2023	Redemption		363,345	363,345	363,345	363,317		27		27		363,345				9,327	05/31/2029	1.D PL
..90229*-AA-4	USTA NATIONAL TENNIS CENTER, I 4.08% Due 9/8/2039 JJB 4.080% 09/08/39		08/24/2023	Redemption		12,205,605	12,205,605	12,205,605	11,960,632		244,973		244,973		12,205,605				245,918	06/30/2031	2.B PL
..90363@-AB-6	UNIVISION COMMUNICATIONS INC BASIC 5.125% 02/15/25		07/08/2023	Call		298,000	298,000	265,965	282,267		4,280		4,280		286,546		11,454	11,454	15,136	09/08/2039	1.G FE
..914906-AS-1	VZ (SR NOTE) CTL PASS-THROUGH 3.81% Due 5/15/2035 Mo-15 3.810% 05/15/35		08/28/2023	Redemption		250,910	250,910	255,414	254,970		(4,060)		(4,060)		250,910				6,345	02/15/2025	4.A FE
..91845#-AA-2	VERIZON CTL-HIDDEN RIDGE 3.62% Due 7/31/2036 Mo-15 3.620% 08/15/36		09/15/2023	Redemption		242,164	242,164	242,164	242,164						242,164				5,854	05/15/2035	2.A
..91854*-AA-4	PITTSBURGH 2021 LEASE FINANCE PITTSBURGH 2021 LEASE FINANCE 2.900% 02/15/43		09/15/2023	Redemption		162,745	162,745	162,745	162,745						162,745				3,136	08/15/2036	2.A
..91862*-AA-4	VIACOM INC 6 7/8% Due 4/30/2036 A031 6.875% 04/30/36		09/15/2023	SEAPORT GROUP		8,768,120	9,500,000	10,882,980	10,507,703		(38,109)		(38,109)		10,469,595		(1,701,475)	(1,701,475)	571,484	02/15/2043	1.A
..925524-AX-8	VIACOM INC 4 3/8% Due 3/15/2043 MS15 4.375% 03/15/43		09/13/2023	MORGAN STANLEY		4,864,612	7,400,000	6,694,646	6,772,843		12,785		12,785		6,785,628		(1,921,016)	(1,921,016)	321,951	04/30/2036	2.C FE
..92553P-AP-7	VIACOM INC 3.45% Due 10/4/2026 A04 3.450% 10/04/26		09/11/2023	BARCLAYS		2,729,640	3,000,000	2,945,340	2,970,071		5,239		5,239		2,975,310		(245,670)	(245,670)	97,175	03/15/2043	2.C FE
..92553P-BB-7	VIRGINIA INTERNATIONAL GATEWAY 3.93% Due 6/30/2030 MUSD30 3.930% 06/30/30		09/08/2023	Redemption		81,484	81,484	81,484	81,484						81,484				2,402	10/04/2026	2.C FE
..92783#-AA-4	VISTAJET MALTA FINANCE PLC VISTAJET MALTA FINANCE PLC 3.875% 08/15/31		09/30/2023	Redemption		500,596	500,596	500,596	500,596						500,596				19,398	06/30/2030	1.F PL
..92841E-AA-7	VISTAJET MALTA FINANCE PLC VISTAJET MALTA FINANCE PLC 6.250% 08/15/30		08/15/2023	Redemption		668,714	668,714	668,714	668,714						668,714				41,795	08/15/2031	2.A PL
..92841F-AA-4	WAMU 2005-AR19 Flt % Due 12/25/2045 Mo-25 5.934% 12/25/45		09/25/2023	Redemption		32,678	32,678	29,574	30,453		2,226		2,226		32,678				930	08/15/2030	3.B PL
..92925C-BH-4	LEGG MASON MORTGAGE CAPITAL 6 1/4% Due 2/1/2028 Mo-1 6.250% 02/01/28		09/25/2023	Redemption		200,332	200,332	201,238	200,569		(238)		(238)		200,332				8,351	12/25/2045	1.A FM
..94978#-BE-6	WETT HOLDINGS LLC SENIOR SECURED NOTES 4.310% 12/18/24		09/01/2023	Redemption		44,445	44,445	44,445	44,146		299		299		44,445				2,399	02/01/2028	2.B
..96188#-AA-6	WILLIAM BLAIR CTL CTL PASS-THRU TRUST - SEE USER 6.130% 01/15/32		09/30/2023	Redemption		86,983	86,983	86,983	86,983						86,983				3,556	12/18/2024	2.B PL
..96928#-AH-6	BECKNELL INDUSTRIAL CHAMPAIGN SENIOR SECURED NOTES 4.470% 01/15/35		09/15/2023	Redemption		275,444	275,444	283,959	280,866		(5,422)		(5,422)		275,444				8,234	01/15/2032	2.B
..96928*-FP-7	WINIHOLESALE INC. SENIOR UNSECURED NOTES 4.020% 08/20/27		09/15/2023	Redemption		2,000,000	2,000,000	2,000,000	2,000,000						2,000,000				80,400	01/15/2035	2.C
..97651#-AG-9	WYETH BASIC 5.950% 04/01/37		08/20/2023	JANE STREET		1,559,985	1,500,000	2,023,515	1,998,433		(20,713)		(20,713)		1,977,720		(417,735)	(417,735)	87,763	12/25/2045	1.A FM
..983024-AN-0			09/21/2023																	08/20/2027	2.B
																				04/01/2037	1.E FE

E05.14

STATEMENT AS OF SEPTEMBER 30, 2023 OF THE GUARDIAN LIFE INSURANCE COMPANY OF AMERICA

SCHEDULE D - PART 4

Show All Long-Term Bonds and Stock Sold, Redeemed or Otherwise Disposed of During the Current Quarter

1	2	3	4	5	6	7	8	9	10	Change In Book/Adjusted Carrying Value					16	17	18	19	20	21	22
										11	12	13	14	15							
CUSIP Identification	Description	Foreign	Disposal Date	Name of Purchaser	Number of Shares of Stock	Consideration	Par Value	Actual Cost	Prior Year Book/Adjusted Carrying Value	Unrealized Valuation Increase/(Decrease)	Current Year's (Amortization)/Accretion	Current Year's Other Than Temporary Impairment Recognized	Total Change in Book/Adjusted Carrying Value (11 + 12 - 13)	Total Foreign Exchange Change in Book /Adjusted Carrying Value	Book/Adjusted Carrying Value at Disposal Date	Foreign Exchange Gain (Loss) on Disposal	Realized Gain (Loss) on Disposal	Total Gain (Loss) on Disposal	Bond Interest/Stock Dividends Received During Year	Stated Contractual Maturity Date	NAIC Designation, NAIC Designation Modifier and SVO Administrative Symbol
..C4111#-AJ-0	GRAYMONT WESTERN CANADA INC. GRAYMONT WESTERN CANADA INC. 3.560% 08/21/34		08/21/2023	Redemption 100.0000		400,000	400,000	400,000	400,000						400,000				14,240	08/21/2034	2.C PL
..LX1928-67-5	COHERENT CORP II-VI INC - COHERENT TLB S+275 12/07/28		09/14/2023	J.P. MORGAN		7,369,275	7,371,311	7,246,322	5,363,569		(4,805)		(4,805)		7,225,485		143,789	143,789	355,248	12/07/2028	3.C FE
..LX2000-91-2	HOLLEY INC HOLLEY INC 1L TL S+375 11/17/28		09/07/2023	WELLS FARGO SECURITIES LLC		957,500	1,000,000	995,000	981,243		26,142		26,142		1,007,385		(49,885)	(49,885)	67,541	11/17/2028	4.C FE
..LX2000-91-2	HOLLEY INC HOLLEY INC 1L TL S+375 11/17/28		09/29/2023	Redemption 100.0000		167,146	167,146	166,292	164,173		2,973		2,973		167,146				12,543	11/17/2028	4.C FE
..LX2038-93-8	LIGHT & WONDER SCIENTIFIC GAMES INTL 1L S+300 04/07/29		09/29/2023	Redemption 100.0000		38,844	38,844	38,469	25,756		573		573		38,844				2,054	04/07/2029	3.C FE
..00332#-AA-5	AMPACET AUSTRALIA PTY LTD 4.88% Due 2/18/2024 FA18 4.880% 02/18/24		07/06/2023	Redemption 100.0000		3,754,954	3,754,954	4,003,736	3,860,927					142,808	3,754,954	(248,781)		(248,781)	165,355	02/18/2024	2.B PL
..00332#-AB-3	AMPACET AUSTRALIA PTY LTD 4.88% Due 2/18/2025 FA18 4.880% 02/18/25		07/06/2023	Redemption 100.0000		3,754,954	3,754,954	4,003,736	3,860,927					142,808	3,754,954	(248,781)		(248,781)	165,355	02/18/2025	2.B PL
..00332#-AC-1	AMPACET AUSTRALIA PTY LTD 4.88% Due 2/18/2026 FA18 4.880% 02/18/26		07/06/2023	Redemption 100.0000		3,754,954	3,754,954	4,003,736	3,860,927					142,808	3,754,954	(248,781)		(248,781)	165,355	02/18/2026	2.B PL
..R6236#-AA-0	NORSPAN LNG III AS NORSPAN LNG III AS 4.870% 07/27/29		08/31/2023	Redemption 100.0000		886,066	886,066	886,066	886,066					886,066					43,151	07/27/2029	2.C PL
..15135U-AP-4	CENOVUS ENERGY INC CENOVUS ENERGY INC 5.250% 06/15/37	A	09/20/2023	Call 89.2210		1,301,734	1,459,000	1,432,588	1,437,053		739		739		1,437,792				(50,196)	06/15/2037	2.B FE
..39072F-AB-3	GREAT LAKES POWER HOLDINGS LP GREAT LAKES POWER HOLDINGS LP 5.132% 11/30/29		09/30/2023	Redemption 100.0000		148,787	148,787	148,787	148,787					(1,026)	148,787	774		774	5,981	11/30/2029	2.B FE
..448055-AD-5	HUSKY ENERGY INC 6.8% Due 9/15/2037 MS15 6.800% 09/15/37	A	09/20/2023	Call 101.1950		6,780,065	6,700,000	6,974,079	6,897,777		(5,959)		(5,959)		6,891,818		(191,818)	(191,818)	742,993	09/15/2037	2.B FE
..775109-CC-3	ROGERS COMMUNICATIONS IN BASIC 3.800% 03/15/32	A	07/27/2023	Tax Free Exchange		15,330,605	15,600,000	15,295,644	15,315,828		14,777		14,777		15,330,605				824,200	03/15/2032	2.C FE
..775109-CD-1	ROGERS COMMUNICATIONS IN BASIC 4.550% 03/15/52	A	07/27/2023	Various		26,493,243	26,900,000	26,485,307	26,489,565		3,678		3,678		26,493,243				1,861,167	03/15/2052	2.C FE
..C4861#-AJ-6	IRVING OIL LIMITED SENIOR NOTES 4.910% 08/08/23	A	08/08/2023	Maturity		13,000,000	13,000,000	13,000,000	13,000,000						13,000,000				638,300	08/08/2023	2.C PL
..06802#-AA-0	OILERS ENTERTAINMENT GROUP OILERS ENTERTAINMENT GROUP 4.560% 06/30/51		09/30/2023	Redemption 100.0000		83,785	83,785	83,785	83,785					4,833	83,785	(4,951)		(4,951)	5,558	06/30/2051	2.B PL
..C7051#-AA-8	GCT CANADA LIMITED PARTNERSHIP SWAP 3.860% 12/15/25		08/31/2023	Redemption 100.0000		14,806,040	14,806,040	15,031,940	14,755,800					276,140	14,806,040	(225,900)		(225,900)	412,568	12/15/2025	2.C PL
..G5814#-AA-2	MARI JONE LTD. /MARI BOYLE LTD MARI JONE SEREIS A 5.580% 06/30/31		09/30/2023	Redemption 100.0000		88,279	88,279	88,279	88,279						88,279				3,694	06/30/2031	2.C PL
..G5814#-AB-0	MARI JONE LTD. /MARI BOYLE LTD MARI JONE SEREIS B 5.580% 06/30/31		09/30/2023	Redemption 100.0000		88,279	88,279	88,279	88,279						88,279				3,694	06/30/2031	2.C PL
..G9400#-AA-4	MARI COUVA / MARI KOKAKO MARI COUVA LTD 5.350% 09/30/33		09/30/2023	Redemption 100.0000		194,292	194,292	194,292	194,292						194,292				7,796	09/30/2033	2.C PL
..G9400#-AB-2	MARI COUVA / MARI KOKAKO MARI KOKAKO 5.350% 09/30/33		09/30/2023	Redemption 100.0000		194,292	194,292	194,292	194,292						194,292				7,796	09/30/2033	2.C PL
..LX2078-55-3	STARS GROUP HOLDINGS BV STARS GRP - FLUTTER TLB S+325 07/04/28		09/29/2023	Redemption 100.0000		20,000	20,000	19,616	19,577		423		423		20,000				1,714	07/04/2028	3.A FE
..02154C-AF-0	ALTICE FINANCING SA BASIC 5.000% 01/15/28 ATRESMEDIA CORPORACION ATRESMEDIA CORPORACION 4.480% 07/11/23	D	07/18/2023	SEAPORT GROUP		375,000	500,000	489,500	492,276		750		750		493,026		(118,026)	(118,026)	25,347	01/15/2028	4.C FE
..04965D-A*-7	AUSTRALIA PACIFIC LNG AUSTRALIA PACIFIC LNG 4.480% 07/11/23	D	07/11/2023	Various		10,000,000	10,000,000	10,000,000	10,000,000						10,000,000				448,000	07/11/2023	2.C
..05256L-AB-9	AUSTRALIA PACIFIC LNG AUSTRALIA PACIFIC LNG 4.820% 09/30/30	D	09/30/2023	Redemption 100.0000		360,000	360,000	360,000	360,000						360,000				17,352	09/30/2030	2.B FE

E05.15

STATEMENT AS OF SEPTEMBER 30, 2023 OF THE GUARDIAN LIFE INSURANCE COMPANY OF AMERICA

SCHEDULE D - PART 4

Show All Long-Term Bonds and Stock Sold, Redeemed or Otherwise Disposed of During the Current Quarter

1	2	3	4	5	6	7	8	9	10	Change In Book/Adjusted Carrying Value					16	17	18	19	20	21	22
										11	12	13	14	15							
CUSIP Identification	Description	Foreign	Disposal Date	Name of Purchaser	Number of Shares of Stock	Consideration	Par Value	Actual Cost	Prior Year Book/Adjusted Carrying Value	Unrealized Valuation Increase/(Decrease)	Current Year's (Amortization)/Accretion	Current Year's Other Than Temporary Impairment Recognized	Total Change in Book/Adjusted Carrying Value (11 + 12 - 13)	Total Foreign Exchange Change in Book /Adjusted Carrying Value	Book/Adjusted Carrying Value at Disposal Date	Foreign Exchange Gain (Loss) on Disposal	Realized Gain (Loss) on Disposal	Total Gain (Loss) on Disposal	Bond Interest/Stock Dividends Received During Year	Stated Contractual Maturity Date	NAIC Designation, NAIC Designation Modifier and SVO Administrative Symbol
..05256L-AC-7	AUSTRALIA PACIFIC LNG PROC PTY AUSTRALIA PACIFIC LNG PROC PTY 4.850% 09/30/30	D	09/30/2023	Redemption 100.0000		120,000	120,000	120,000	120,000						120,000				5,820	09/30/2030	2.B FE
..08523A-AA-6	BERMLDA SKYPORT CORPORATION LI SENIOR SECURED NOTES 5.900% 02/15/42	D	08/15/2023	Redemption 100.0000		120,842	120,842	120,842	120,842						120,842				7,130	02/15/2042	2.A PL
..26251L-AC-8	Dryden Senior Loan Fund SERIES 201864A CLASS A 6.558% 04/18/31	D	07/01/2023	Paydown 100.0000		193,886	193,886	193,886	193,886						193,886				8,406	04/18/2031	1.A FE
..493859-C*-1	KIER GROUP PLC SENIOR NOTES 5.360% 01/31/25	D	07/10/2023	Redemption 100.0000		99,290	99,290	99,290	99,290						99,290				3,265	01/31/2025	3.C
..607504-A*-8	MODEC, INC MODEC, INC 3.830% 12/22/26	D	08/24/2023	Tax Free Exchange 100.0000		20,000,000	20,000,000	20,000,000	20,000,000						20,000,000				674,728	12/22/2026	2.C PL
..870674-AA-6	SWEIHAN PV POWER CO PJSC BASIC 3.625% 01/31/49	D	07/31/2023			12,861	12,861	12,861	12,861						12,861				466	01/31/2049	2.A FE
..892331-AC-3	TOYOTA MOTOR CORP BASIC 3.419% 07/20/23	D	07/20/2023	Maturity 100.0000		1,900,000	1,900,000	1,890,196	1,898,740			1,260	1,260		1,900,000				64,961	07/20/2023	1.E FE
..92676X-AE-7	VIKING CRUISES LTD BASIC 13.000% 05/15/25	D	07/11/2023	Call 104.8750		4,719,375	4,719,375	4,977,775	4,809,626			(115,435)	(115,435)		4,694,191		(194,191)	(194,191)	602,875	05/15/2025	4.B FE
..92841#-AA-4	VISTAJET MALTA FINANCE P.L.C. VISTAJET MALTA FINANCE P.L.C. 4.500% 01/15/29	D	07/15/2023	Various 100.0000		1,205,362	1,205,362	1,205,362	1,205,362						1,205,362				54,241	01/15/2029	1.6 PL
..98313R-AC-0	WYNN MACAU LTD BASIC 4.875% 10/01/24	D	08/21/2023	ALLIANCE BERNSTEIN		1,697,963	1,755,000	1,649,245	1,685,525			24,576	24,576		1,710,101		(12,139)	(12,139)	76,525	10/01/2024	4.B FE
..A3158#-AH-2	HOFER FINANCIAL SERVICES GmbH HOFER FINANCIAL SERVICES GmbH 3.790% 09/26/23	D	09/26/2023	Maturity 100.0000		12,000,000	12,000,000	12,000,000	12,000,000						12,000,000				454,800	09/26/2023	1.6 PL
..AS3189-43-6	COMETA ENERGIA SA BASIC 6.375% 04/24/35	D	07/17/2023	ALLIANCE BERNSTEIN		692,842	714,270	814,982	808,402			(1,873)	(1,873)		806,529		(113,687)	(113,687)	33,519	04/24/2035	2.C FE
..AT9463-52-8	SHINHAN FINANCIAL GROUP BASIC 5.875% Perpet	D	08/14/2023	Call 100.0000		855,000	855,000	900,743	872,260			(17,260)	(17,260)		855,000				50,231	01/01/9999	2.C FE
..AW9637-07-4	LLPL CAPITAL PTE LTD BASIC 6.875% 02/04/39	D	08/04/2023	Redemption 100.0000		71,213	71,213	80,800	80,197			(8,984)	(8,984)		71,213				4,896	02/04/2039	2.C FE
..AZ3324-59-9	TRUST FIBRAUNO BASIC 4.869% 01/15/30	D	08/03/2023	ALLIANCE BERNSTEIN		427,875	475,000	509,438	505,450			(2,343)	(2,343)		503,107		(75,232)	(75,232)	24,352	01/15/2030	2.B FE
..B6398#-AC-5	ALIXIS FINANCE S.A. 5.09% Due 7/6/2023 JJ6 5.090% 07/06/23	D	07/06/2023	Maturity 100.0000		10,000,000	10,000,000	10,789,400	10,048,508			(48,508)	(48,508)		10,000,000				509,000	07/06/2023	2.C
..B03759-90-5	GREENKO DUTCH BV BASIC 3.850% 03/29/26	D	09/29/2023	Redemption 100.0000		3,000	3,000	2,730	2,770			230	230		3,000				116	03/29/2026	3.B FE
..B07989-19-3	SEPLAT ENERGY PL BASIC 7.750% 04/01/26	D	09/13/2023	ALLIANCE BERNSTEIN		174,000	200,000	200,490	200,381			(112)	(112)		200,268		(26,268)	(26,268)	14,811	04/01/2026	5.A FE
..BP2725-50-8	NATURA COSMETICOS SA BASIC 4.125% 05/03/28	D	09/25/2023	Call 84.8750		625,529	737,000	721,339	723,501			1,669	1,669		725,170				(35,599)	05/03/2028	3.B FE
..BR3836-13-6	ALFA DESARROLLO SPA BASIC 4.550% 09/27/51	D	09/28/2023	Redemption 100.0000		2,389	2,389	2,375	2,376			13	13		2,389				109	09/27/2051	2.C FE
..BR9230-26-2	FALABELLA SA BASIC 3.375% 01/15/32	D	08/16/2023	ALLIANCE BERNSTEIN		174,590	221,000	172,525	173,652			1,127	1,127		173,652		938	938	4,413	01/15/2032	2.C FE
..EK4069-04-4	GNL QUINTERO SA BASIC 4.634% 07/31/29	D	07/31/2023	Redemption 100.0000		71,148	71,148	69,903	70,040			1,108	1,108		71,148				3,297	07/31/2029	2.B FE
..EK9717-50-6	LIMA METRO LINE 2 FIN LT BASIC 5.875% 07/05/34	D	07/05/2023	Redemption 100.0000		40,883	40,883	46,672	46,190			(5,307)	(5,307)		40,883				1,801	07/05/2034	2.C FE
..F1068#-AF-4	BONDUELLE S.A. BONDUELLE SA 3.850% 07/06/27	D	07/06/2023	Redemption 100.0000		4,000,000	4,000,000	4,000,000	4,000,000						4,000,000				154,000	07/06/2027	2.C PL
..G294A#-AA-7	DYSON FINANCE LIMITED SENIOR NOTES 2.770% 05/27/25	B	07/13/2023	Redemption 100.0000		19,482,000	19,482,000	22,671,000	18,124,500						4,546,500		(3,189,000)	(3,189,000)	347,234	05/27/2025	1.G
..G4445#-AA-6	HS1 LIMITED 3.79% Due 3/30/2028 NS30 3.790% 03/30/28	D	09/30/2023	Redemption 100.0000		3,844,735	3,844,735	3,844,735	3,844,735						3,844,735				145,715	03/30/2028	1.6 PL
..G5600#-AA-0	LONDONMETRIC PROPERTY PLC. STERLING SENIOR NOTES 2.620% 09/21/23	B	09/21/2023	Maturity 100.0000		21,602,000	21,602,000	22,715,000	21,145,250						1,569,750		(1,113,000)	(1,113,000)	563,061	09/21/2023	2.C
..G9369#-AA-7	VIRIDOR ENERGY GROUP LIMITED VIRIDOR ENERGY GROUP LIMITED 2.900% 03/31/43	B	09/30/2023	Redemption 100.0000		62,703	62,703	68,357	62,106						62,703		(5,654)	(5,654)	1,818	03/31/2043	2.B FE
..K3752#-AG-3	COPENHAGEN AIRPORTS A/S SENIOR NOTES 4.010% 08/22/23	D	08/22/2023	Maturity 100.0000		10,500,000	10,500,000	10,500,000	10,500,000						10,500,000				421,050	08/22/2023	2.B

EO5.16

STATEMENT AS OF SEPTEMBER 30, 2023 OF THE GUARDIAN LIFE INSURANCE COMPANY OF AMERICA

SCHEDULE D - PART 4

Show All Long-Term Bonds and Stock Sold, Redeemed or Otherwise Disposed of During the Current Quarter

1	2	3	4	5	6	7	8	9	10	Change In Book/Adjusted Carrying Value					16	17	18	19	20	21	22
										11	12	13	14	15							
CUSIP Identification	Description	Foreign	Disposal Date	Name of Purchaser	Number of Shares of Stock	Consideration	Par Value	Actual Cost	Prior Year Book/Adjusted Carrying Value	Unrealized Valuation Increase/(Decrease)	Current Year's (Amortization)/Accretion	Current Year's Other Than Temporary Impairment Recognized	Total Change in Book/Adjusted Carrying Value (11 + 12 - 13)	Total Foreign Exchange Change in Book /Adjusted Carrying Value	Book/Adjusted Carrying Value at Disposal Date	Foreign Exchange Gain (Loss) on Disposal	Realized Gain (Loss) on Disposal	Total Gain (Loss) on Disposal	Bond Interest/Stock Dividends Received During Year	Stated Contractual Maturity Date	NAIC Designation, NAIC Designation Modifier and SVO Administrative Symbol
.K7017#-AA-8	MERIDIAN SPIRIT APS 4.11% Due 8/1/2030 MUSD31 4.110% 08/01/30	D	09/30/2023	Redemption 100.0000		101,801	101,801	101,801	101,801						101,801				3,138	08/01/2030	2.A FE
..L8038*-AA-4	SBM BALEIA AZUL SARL 5 1/2% Due 9/15/2027 MUSD15 5.500% 09/15/27	D	09/15/2023	Redemption 100.0000		410,000	410,000	410,000	410,000						410,000				16,913	09/15/2027	3.C
..N1492#-AE-6	BOSKALIS FINANCE B.V. SENIOR NOTES 3.660% 07/22/23	D	07/22/2023	Maturity 100.0000		11,000,000	11,000,000	11,000,000	11,000,000						11,000,000				404,837	07/22/2023	2.B
..P4001#-AA-8	EOLICA MESA LA PAZ S DE RL DE EOLICA MESA LA PAZ S DEL DE CV 5.980% 12/20/44	D	09/20/2023	Redemption 100.0000		12,593	12,593	12,593	12,593						12,593				565	12/20/2044	2.C PL
..P4368#-AD-9	FORTIS TCI LIMITED 5.29% Due 9/15/2031 MS15 5.290% 09/15/31	D	09/15/2023	Redemption 100.0000		250,000	250,000	250,000	250,000						250,000				13,225	09/15/2031	2.C
..P4917*-AA-5	GREAT SHALE LNG TRANSPORT SA GREAT SHALE LNG TRANSPORT SA 7.247% 09/30/37	D	09/30/2023	Redemption 100.0000		177,572	177,572	177,572	177,572						177,572				9,029	09/30/2037	2.A PL
..P7000*-AA-6	MILESTONE LNG TRANSPORT SA MILESTONE LNG TRANSPORT SA 7.247% 03/31/37	D	09/30/2023	Redemption 100.0000		194,544	194,544	194,544	194,544						194,544				9,892	03/31/2037	2.A PL
..04436#-AA-2	HALLETT HILL NO. 2 PTY LTD SENIOR SECURED NOTES 3.780% 06/27/27	D	09/27/2023	Redemption 100.0000		175,265	175,265	175,265	175,265						175,265				4,969	06/27/2027	2.B FE
..08048#-AA-3	RAVENHALL FINANCE PTY LTD RAVENHALL FINANCE PTY LTD 4.230% 03/31/42	B	09/30/2023	Redemption 100.0000		315,987	315,987	337,985	334,548				3,438		315,987	(21,999)		(21,999)	10,274	03/31/2042	1.G FE
..09496#-AA-0	WR CARPENTER NO 1 PTY LTD WR CARPENTER NO 1 PTY LTD 5.760% 11/01/36	D	08/01/2023	Redemption 100.0000		167,251	167,251	167,251	167,251						167,251				7,225	11/01/2036	2.C PL
..09749#-AG-0	WESTRAC PTY 5.19% Due 7/7/2023 JJ7 5.190% 07/07/23	D	07/07/2023	Maturity 100.0000		4,000,000	4,000,000	4,000,000	4,000,000						4,000,000				207,600	07/07/2023	2.B PL
..R6237#-AA-9	NORSPAN LNG VI AS NORSPAN LNG VI AS 2.680% 05/28/30	D	09/30/2023	Redemption 100.0000		699,500	699,500	699,500	699,500						699,500				18,747	05/28/2030	2.C PL
..Y8564*-AB-0	TEEKAY SHUTTLE TANKER FINANCIA SERIES B SECURED NOTES 4.960% 12/31/23	D	07/01/2023	Redemption 100.0000		(11)	(11)	(11)	(10)				(1)		(11)				10,778	12/31/2023	2.C FE
1109999999. Subtotal - Bonds - Industrial and Miscellaneous (Unaffiliated)						592,942,905	623,014,926	615,863,379	577,568,912	3,373,069	567,846	6,780,844	(2,839,929)	6,834,309	608,812,775	(5,306,073)	(15,940,035)	(21,246,108)	24,975,719	XXX	XXX
..LX1599-55-9	SELECT MEDICAL HOLDINGS SELECT MEDICAL TLB S+250 03/06/25		07/31/2023	Various		11,865,466	12,314,204	11,335,567	11,740,284				125,183		11,865,466				535,480	03/06/2025	3.C FE
..LX1606-14-9	ARCH COAL ARCH COAL TLB +275 03/07/24		09/29/2023	Various		29,211	29,211	27,486	28,514				697		29,211				1,737	03/07/2024	4.B FE
..LX1616-95-7	SUDDENLINK (ALTICE) CSC HOLDINGS TLB 2025 +225 07/15/25		07/17/2023	Redemption 100.0000		19,139	19,139	19,133	19,113				26		19,139				797	07/15/2025	4.B FE
..LX1626-55-0	AIR METHODS AIR METHODS TLB +350 04/22/24		09/29/2023	Various		59,891	59,891	49,453	55,449				4,442		59,891				3,954	04/22/2024	5.B FE
..LX1651-83-0	BRAND ENERGY & INFRASTRUCTURE BRAND ENERGY 1ST LIEN +425 06/21/24		07/01/2023	Various		(1,263)		(370)	(154)				12,237		12,083		(13,346)	(13,346)	1,044,602	06/21/2024	5.A FE
..LX1651-83-0	BRAND ENERGY & INFRASTRUCTURE BRAND ENERGY 1ST LIEN +425 06/21/24		08/01/2023	Various		4,710,711	4,710,711	4,594,189	4,651,094				59,617		4,710,711				355,858	06/21/2024	5.A FE
..LX1686-39-8	AIR MEDICAL AIR MEDICAL TLB S+425 03/14/25		09/29/2023	Redemption 100.0000		12,537	12,537	12,160	12,715				(178)		12,537				678	03/14/2025	5.B FE
..LX1702-04-7	CALPINE CORP CALPINE CONSTRUCTION 1L S+200 01/15/25		08/02/2023	Tax Free Exchange		3,741,429	3,741,429	3,741,429	3,741,429						3,741,429				152,744	01/15/2025	3.B FE
..LX1713-34-1	ROBERTSHAW HOLDINGS ROBERTSHAW 1L TL S+350 02/28/25		09/29/2023	Redemption 100.0000		10,000	10,000	4,920	9,540				14		4,920				200	02/28/2025	6. FE
..LX1720-08-0	AMNEAL HOLDINGS, LLC AMNEAL HOLDINGS TLB S+350 05/04/25		09/29/2023	Various		74,125	74,125	71,499	64,544				1,760		74,125				4,291	05/04/2025	4.B FE
..LX1730-00-6	CONSOLIDATED PRECISION CONSOLIDATED PRECISION 1L +375 04/30/25		09/29/2023	Various		31,262	31,262	29,911	27,879				1,108		31,262				2,441	04/30/2025	5.A FE

E05.17

STATEMENT AS OF SEPTEMBER 30, 2023 OF THE GUARDIAN LIFE INSURANCE COMPANY OF AMERICA

SCHEDULE D - PART 4

Show All Long-Term Bonds and Stock Sold, Redeemed or Otherwise Disposed of During the Current Quarter

1	2	3	4	5	6	7	8	9	10	Change In Book/Adjusted Carrying Value					16	17	18	19	20	21	22
										11	12	13	14	15							
CUSIP Identification	Description	Foreign	Disposal Date	Name of Purchaser	Number of Shares of Stock	Consideration	Par Value	Actual Cost	Prior Year Book/Adjusted Carrying Value	Unrealized Valuation Increase/(Decrease)	Current Year's (Amortization)/Accretion	Current Year's Other Than Temporary Impairment Recognized	Total Change in Book/Adjusted Carrying Value (11 + 12 - 13)	Total Foreign Exchange Change in Book /Adjusted Carrying Value	Book/Adjusted Carrying Value at Disposal Date	Foreign Exchange Gain (Loss) on Disposal	Realized Gain (Loss) on Disposal	Total Gain (Loss) on Disposal	Bond Interest/Stock Dividends Received During Year	Stated Contractual Maturity Date	NAIC Designation, NAIC Designation Modifier and SVO Administrative Symbol
..LX1731-82-2	BROOKFIELD RETAIL HOLDINGS BROOKFIELD RETAIL TLB S+250 08/24/25		09/29/2023	Redemption 100.0000		7,595	7,595	5,793	6,525		1,070		1,070		7,595				433	08/24/2025	4.A FE
..LX1732-91-1	JORDAN HEALTH SERVICES JORDAN HEALTH-BW NHC 2L S+900 05/18/26		08/22/2023	No Broker		108,325		108,325	108,325						108,325					05/18/2026	6. FE
..LX1742-70-4	RADIOLOGY PARTNERS INC RADIOLOGY PARTNERS 1L S+425 07/09/25		07/01/2023	Various							1,617		1,617	1,617		(1,617)	(1,617)		92,452	07/09/2025	4.C FE
..LX1742-70-4	RADIOLOGY PARTNERS INC RADIOLOGY PARTNERS 1L S+425 07/09/25		08/17/2023	Various		3,096,000	4,200,000	3,938,503	4,000,009		57,660		57,660		4,057,669		(961,669)	(961,669)	269,194	07/09/2025	5.A FE
..LX1742-70-4	RADIOLOGY PARTNERS INC RADIOLOGY PARTNERS 1L S+425 07/09/25		09/29/2023	Various		37,032		35,624	35,865		1,167		1,167		37,032				2,626	07/09/2025	5.A FE
..LX1760-02-9	MESSER INDUSTRIES USA INC MESSER INDUSTRIES TL S+250 03/01/26		09/29/2023	Various		23,579	23,579	23,098	23,070		509		509		23,579				1,374	03/01/2026	4.A FE
..LX1761-64-7	GOODRX GOODRX TLB S+275 10/10/25		09/29/2023	Various		34,766	34,766	34,017	24,662		654		654		34,766				1,689	10/10/2025	4.A FE
..LX1761-67-0	DISTRIBUTED POWER DISTRIBUTED POWER TLB S+275 12/31/25		09/29/2023	Various		24,361	24,361	22,902	23,309		1,052		1,052		24,361				893	12/31/2025	4.C FE
..LX1764-53-4	CPM HOLDINGS INC CPM HOLDINGS 1L-TL S+350 11/15/25		07/13/2023	JEFFERIES & COMPANY INC.		135,191	135,022	134,178	133,187		66		66		133,253		1,938	1,938	6,571	11/15/2025	4.B FE
..LX1764-53-4	CPM HOLDINGS INC CPM HOLDINGS 1L-TL S+350 11/15/25		09/28/2023	Various		8,196,811	8,696,168	7,857,531	8,088,164		108,647		108,647		8,196,811				610,039	11/15/2025	4.B FE
..LX1767-02-4	LIFEPOINT HEALTH LIFEPOINT HEALTH 1L TL S+375 11/16/25		09/13/2023	BANK OF AMERICA		1,811,761	1,814,029	1,795,889	1,904,054		9,739		9,739		1,913,792		(102,031)	(102,031)	116,817	11/16/2025	4.B FE
..LX1767-02-4	LIFEPOINT HEALTH LIFEPOINT HEALTH 1L TL S+375 11/16/25		08/23/2023	Various		1,437,019	1,437,019	1,382,505	1,470,558		(33,539)		(33,539)		1,437,019				102,271	11/16/2025	4.B FE
..LX1784-54-0	COMSCOPE COMSCOPE TLB2 S+325 04/04/26		09/29/2023	Redemption 100.0000		7,752	7,752	7,481			271		271		7,752				331	04/04/2026	4.B FE
..LX1806-87-1	NASCAR HOLDINGS INC NASCAR HOLDINGS 1L TL S+250 10/19/26		09/29/2023	Redemption 100.0000		306,750	306,750	300,552	306,279		472		472		306,750				16,980	10/19/2026	3.B FE
..LX1807-56-4	US RENAL CARE US RENAL CARE TLB S+500 06/26/26		08/24/2023	Various		11,140,598	22,735,915	22,140,737	21,925,699		69,090		69,090		21,994,789		(10,854,190)	(10,854,190)	1,282,369	06/26/2026	6. FE
..LX1813-30-7	ANCHOR PACKAGING ANCHOR PACKAGING 1L TL S+350 07/18/26		09/29/2023	Various		29,479	29,479	29,026	28,752		727		727		29,479				1,940	07/18/2026	4.B FE
..LX1814-64-4	GENESEE & WYOMING INC GENESEE & WYOMING INC 1L S+200 12/30/26		07/01/2023	WELLS FARGO SECURITIES LLC		4,094,270	4,094,270	4,094,270							4,094,270					12/30/2026	3.B FE
..LX1814-64-4	GENESEE & WYOMING INC GENESEE & WYOMING INC 1L S+200 12/30/26		09/29/2023	Redemption 100.0000		15,734	15,734	15,721			13		13		15,734				301	12/30/2026	3.B FE
..LX1817-13-4	PLZ AEROSCIENCE PLZ Aeroscience 1L S+350 08/01/26		08/03/2023	Antares Capital		1,401,723	1,471,625	1,206,069	1,274,562		19,859		19,859		1,294,421		107,302	107,302	70,742	08/01/2026	4.C FE
..LX1821-54-0	CLEAR CHANNEL OUTDOOR CLEAR CHANNEL OUTDR TLB S+350 08/08/26		07/01/2023	WELLS FARGO SECURITIES LLC		1,900,065	1,994,819	1,900,065							1,900,065					08/08/2026	4.B FE
..LX1821-54-0	CLEAR CHANNEL OUTDOOR CLEAR CHANNEL OUTDR TLB S+350 08/08/26		08/22/2023	Redemption 99.0000		12,335,437	12,460,037	11,497,942	9,813,379		814,610		814,610		12,335,437				746,374	08/08/2026	4.B FE
..LX1826-40-8	NAVICURE INC NAVICURE-WAYSTAR 1L S+400 10/22/26		09/29/2023	Various		18,805	18,805	18,699	18,600		205		205		18,805				1,279	10/22/2026	4.C FE
..LX1830-42-6	CSC HOLDINGS LLC CSC HOLDINGS TLB-5 +250 04/15/27		07/17/2023	Redemption 100.0000		28,029	28,029	27,576	27,450		579		579		28,029				1,209	04/15/2027	4.B FE
..LX1832-32-3	VIRGIN MEDIA BRISTOL LLC VIRGIN MEDIA TLN S+250 01/31/28		07/01/2023	RBC CAPITAL MARKETS		1,940,000	2,000,000	1,940,000							1,940,000					01/31/2028	3.C FE
..LX1840-74-8	US1 INC US1 TLB 2026 +325 12/02/26		09/29/2023	Redemption 100.0000		1,447,561	1,447,561	1,237,138	1,313,410		134,151		134,151		1,447,561				92,125	12/02/2026	4.B FE
..LX1854-14-5	ACRISURE ACRISURE TLB +350 02/15/27		09/29/2023	Various		23,798	23,798	22,511	22,530		1,267		1,267		23,798				1,527	02/15/2027	4.C FE

EO5.18

STATEMENT AS OF SEPTEMBER 30, 2023 OF THE GUARDIAN LIFE INSURANCE COMPANY OF AMERICA

SCHEDULE D - PART 4

Show All Long-Term Bonds and Stock Sold, Redeemed or Otherwise Disposed of During the Current Quarter

1	2	3	4	5	6	7	8	9	10	Change In Book/Adjusted Carrying Value					16	17	18	19	20	21	22
										11	12	13	14	15							
CUSIP Identification	Description	Foreign	Disposal Date	Name of Purchaser	Number of Shares of Stock	Consideration	Par Value	Actual Cost	Prior Year Book/ Adjusted Carrying Value	Unrealized Valuation Increase/ (Decrease)	Current Year's (Amortization)/ Accretion	Current Year's Other Than Temporary Impairment Recognized	Total Change in Book/ Adjusted Carrying Value (11 + 12 - 13)	Total Foreign Exchange Change in Book /Adjusted Carrying Value	Book/ Adjusted Carrying Value at Disposal Date	Foreign Exchange Gain (Loss) on Disposal	Realized Gain (Loss) on Disposal	Total Gain (Loss) on Disposal	Bond Interest/ Stock Dividends Received During Year	Stated Contractual Maturity Date	NAIC Designation, NAIC Designation Modifier and SVO Administrative Symbol
..LX1854-55-8	STATION CASINOS LLC STATION CASINOS TLB S+225 02/08/27		07/01/2023	Various		4,969,504	4,986,958	4,969,504							4,969,504					02/08/2027	3.C FE
..LX1854-55-8	STATION CASINOS LLC STATION CASINOS TLB S+225 02/08/27		09/29/2023	Various		27,446	27,446	25,978	10,860		1,264		1,264		27,446				956	02/08/2027	3.C FE
..LX1856-14-0	DYNASTY ACQUISITION CO INC DYNASTY ACQ 1L TL US BR S+350 04/08/26		08/24/2023	Various		7,348,031	7,348,031	6,614,908	7,093,302		125,687		125,687		7,218,989		129,042	129,042	408,600	04/08/2026	4.C FE
..LX1857-30-4	DYNASTY ACQUISITION CO INC DYNASTY ACQ 1L TL CAD BR S+350 04/08/26		08/24/2023	Various		3,950,554	3,950,554	3,556,402	3,813,603		67,574		67,574		3,881,177		69,377	69,377	219,677	04/08/2026	4.C FE
..LX1888-01-0	PG&E PG&E CORP TLB S+300 06/23/25		09/05/2023	Various		5,293,375	5,300,000	5,292,250	5,276,563		5,163		5,163		5,281,726		11,649	11,649	283,934	06/23/2025	4.A FE
..LX1888-01-0	PG&E PG&E CORP TLB S+300 06/23/25		09/29/2023	Redemption 100.0000		23,903	23,903	23,813	23,760		143		143		23,903				1,453	06/23/2025	4.A FE
..LX1888-67-1	CARNIVAL CORP CARNIVAL CORP TLB 2025 S+300 06/30/25		08/08/2023			2,992,288	2,992,288	2,984,807			7,481		7,481		2,992,288				36,946	06/30/2025	3.C FE
..LX1889-05-9	UNITED AIRLINES MILEAGE PLUS HOLDING TLB S+525 06/21/27		07/01/2023	GOLDMAN SACHS		2,080,000	2,000,000	2,080,000							2,080,000					06/21/2027	2.C FE
..LX1889-05-9	UNITED AIRLINES MILEAGE PLUS HOLDING TLB S+525 06/21/27		09/20/2023	Various		2,045,126	2,045,126	2,084,834	1,905,870		9,256		9,256		2,045,126				153,530	06/21/2027	2.C FE
..LX1898-91-0	REYNOLDS GROUP HOLDINGS REYNOLDS GRP PACTIV TLB S+325 02/05/26		09/29/2023	Redemption 100.0000		270,221	270,221	269,545	267,082		3,138		3,138		270,221				14,982	02/05/2026	4.A FE
..LX1899-34-8	DELTA AIRLINES SKYMILES DELTA AIR SKYMILES TLB S+375 10/20/27		07/20/2023	Various		861,111	861,111	868,993	738,971		6,585		6,585		861,111				48,860	10/20/2027	2.B FE
..LX1899-51-2	AIR MEDICAL AIR MEDICAL TLB S+425 10/02/25		08/03/2023	Various		1,912,500	3,000,000	2,924,221	2,925,303		12,950		12,950		2,938,253		(1,025,753)	(1,025,753)	182,048	10/02/2025	5.B FE
..LX1899-51-2	AIR MEDICAL AIR MEDICAL TLB S+425 10/02/25		09/29/2023	Various		49,765	49,765	48,220	48,335		1,430		1,430		49,765				2,654	10/02/2025	5.B FE
..LX1899-79-3	PCI PHARMA SERVICES PCI PHARMA SERVICE 1L TL S+350 11/30/27		09/29/2023	Various		35,051	35,051	34,865	34,280		772		772		35,051				2,294	11/30/2027	4.C FE
..LX1900-32-8	ALLIANCE LAUNDRY SYSTEMS ALLIANCE LAUNDRY 1L S+350 10/08/27		09/29/2023	Various		601,225	601,225	600,053	590,839		10,387		10,387		601,225				38,635	10/08/2027	4.B FE
..LX1901-12-8	APPECARAMEL BUYER LLC WHITE CAP TLB S+375 10/19/27		07/31/2023	Various		46,906	46,906	46,429	45,793		1,113		1,113		46,906				2,371	10/19/2027	4.B FE
..LX1911-92-9	TRUCK HERO INC TRUCK HERO INC TLB S+375 12/16/27		08/03/2023	Various		1,563,895	1,563,895	1,529,274	1,529,836		34,059		34,059		1,563,895				68,914	12/16/2027	3.B FE
..LX1912-33-1	US LBM US LBM TLB S+375 12/17/27		09/29/2023	Various		78,822	78,822	78,729	79,639		(816)		(816)		78,822				6,072	12/17/2027	4.C FE
..LX1912-66-1	MEN'S WEARHOUSE INC MEN'S WEARHOUSE T-BACK TL S+800 12/01/25		08/01/2023	Various		34,251	34,251	28,903	30,932		3,319		3,319		34,251				3,337	12/01/2025	4.A FE
..LX1914-05-5	EW SCRIPPS EW SCRIPPS TLB3 S+300 01/07/28		09/29/2023	Redemption 100.0000		21,417	21,417	20,819	10,693		463		463		21,417				830	01/07/2028	3.C FE
..LX1919-27-8	UTZ QUALITY FOODS LLC UTZ 1ST LIEN TL S+300 01/20/28		09/29/2023	Redemption 100.0000		9,999	9,999	9,974	10,321		(323)		(323)		9,999				608	01/20/2028	4.B FE
..LX1920-14-4	TRUCK HERO INC TRUCK HERO INC TLB S+375 02/24/28		09/29/2023	Redemption 100.0000		25,157	25,157	25,139	25,042		115		115		25,157				1,667	02/24/2028	4.C FE
..LX1922-22-3	CP ATLAS BUYER INC AMERICAN BATH TLB1 S+375 11/23/27		09/12/2023	Various		6,244,300	6,505,000	6,469,252	6,379,878		(41,148)		(41,148)		6,338,729		(94,429)	(94,429)	371,902	11/23/2027	4.C FE
..LX1922-22-3	CP ATLAS BUYER INC AMERICAN BATH TLB1 S+375 11/23/27		09/29/2023	Various		46,705	46,705	46,643	46,015		690		690		46,705				3,088	11/23/2027	4.C FE
..LX1923-26-2	JANUS INTERNATIONAL JANUS TLB-1 S+325 02/15/25		07/01/2023	BANK OF AMERICA		2,983,387	2,990,864	2,983,387						2,983,387						02/15/2025	4.A FE
..LX1923-26-2	JANUS INTERNATIONAL JANUS TLB-1 S+325 02/15/25		08/03/2023	Redemption 100.0000		25,422,207	25,422,207	25,346,169	20,499,702		(403,436)		(403,436)		25,422,207				1,053,264	02/15/2025	4.A FE

EO5.19

STATEMENT AS OF SEPTEMBER 30, 2023 OF THE GUARDIAN LIFE INSURANCE COMPANY OF AMERICA

SCHEDULE D - PART 4

Show All Long-Term Bonds and Stock Sold, Redeemed or Otherwise Disposed of During the Current Quarter

1	2	3	4	5	6	7	8	9	10	Change In Book/Adjusted Carrying Value					16	17	18	19	20	21	22
										11	12	13	14	15							
CUSIP Identification	Description	Foreign	Disposal Date	Name of Purchaser	Number of Shares of Stock	Consideration	Par Value	Actual Cost	Prior Year Book/Adjusted Carrying Value	Unrealized Valuation Increase/(Decrease)	Current Year's (Amortization)/Accretion	Current Year's Other Than Temporary Impairment Recognized	Total Change in Book/Adjusted Carrying Value (11 + 12 - 13)	Total Foreign Exchange Change in Book /Adjusted Carrying Value	Book/Adjusted Carrying Value at Disposal Date	Foreign Exchange Gain (Loss) on Disposal	Realized Gain (Loss) on Disposal	Total Gain (Loss) on Disposal	Bond Interest/Stock Dividends Received During Year	Stated Contractual Maturity Date	NAIC Designation, NAIC Designation Modifier and SVO Administrative Symbol
..LX1923-43-7	BUCKEYE PARTNERS LP BUCKEYE PARTNERS TL1L S+225 11/01/26		09/29/2023	Redemption	100.0000			1,869	1,874				.84		1,958				.147	11/01/2026	3.A FE
..LX1923-65-0	PETSMART PETSMART TLB S+375 02/11/28		08/09/2023	J.P. MORGAN		750,000	750,000	750,938	743,551		(5,203)		(5,203)		738,348		11,652	11,652	38,326	02/11/2028	4.A FE
..LX1923-65-0	PETSMART PETSMART TLB S+375 02/11/28		07/28/2023	Redemption	100.0000		30,338	30,357	30,073		265		265		30,338				1,543	02/11/2028	4.A FE
..LX1924-23-7	RESIDEO TECHNOLOGIES RESIDEO TECH TLB S+225 02/09/28		09/29/2023	Redemption	100.0000		6,178	6,178	5,058		1,001		1,001		6,178				390	02/09/2028	3.A FE
..LX1924-68-2	PERATON CORP PERATON CORP 1L S+375 02/01/28		09/29/2023	Various		94,815	94,815	94,775	93,138		1,677		1,677		94,815				6,137	02/01/2028	4.B FE
..LX1926-58-8	AMMINS AMMINS GROUP INC TLB S+225 02/19/28		09/29/2023	Redemption	100.0000		4,907	4,864	4,820		.87		.87		4,907				302	02/19/2028	4.A FE
..LX1927-45-3	PETCO ANIMAL SUPPLIES PETCO TLB 2028 S+325 03/03/28		08/16/2023	Redemption	100.0000		354,855	354,490	351,618		3,237		3,237		354,855				18,857	03/03/2028	4.B FE
..LX1927-51-1	GATES GLOBAL GATES GLOBAL TLB3 S+250 03/31/27		09/29/2023	Redemption	100.0000		37,044	36,672	36,520		524		524		37,044				2,103	03/31/2027	4.A FE
..LX1927-52-9	REALPAGE INC REALPAGE TLB S+300 04/24/28		09/29/2023	Redemption	100.0000		5,089	5,083			.6		.6		5,089				8	04/24/2028	4.B FE
..LX1927-59-4	Verscend Holding Corp VERSCEND HOLDING TLB-1 S+400 08/27/25		09/29/2023	Redemption	100.0000		22,009	20,740	20,941		1,068		1,068		22,009				1,497	08/27/2025	4.B FE
..LX1928-45-1	GRAHAM PACKAGING GRAHAM PACKAGING 1LTL S+300 08/04/27		09/29/2023	Various		45,785	45,785	45,603	45,018		767		767		45,785				2,801	08/04/2027	4.B FE
..LX1930-83-8	LESLIES POOLMRT LESLIES POOLMRT TLB REF S+275 03/09/28		08/07/2023	NOMURA SECURITIES INTERNATIONAL		4,860,000	5,000,000	5,007,812	4,936,824		(29,440)		(29,440)		4,907,384		(47,384)	(47,384)	221,610	03/09/2028	3.C FE
..LX1930-83-8	LESLIES POOLMRT LESLIES POOLMRT TLB REF S+275 03/09/28		09/29/2023	Various		61,944	61,944	61,267	60,528		1,416		1,416		61,944				3,600	03/09/2028	4.A FE
..LX1931-03-4	ENVIRI CORP HARSCO - ENVIRI TLB-3 S+225 03/10/28		09/29/2023	Redemption	100.0000		25,137	24,749			387		387		25,137				330	03/10/2028	3.C FE
..LX1933-19-6	TRITON WATER HOLDINGS TRITON WATER TLB S+325 03/31/28		09/29/2023	Redemption	100.0000		23,497	23,444	23,297		200		200		23,497				1,540	03/31/2028	4.B FE
..LX1933-80-8	AMERICAN AIRLINES INC AADVANTAGE LOYALTY 1L TL S+475 04/20/28		07/20/2023	Redemption	100.0000		1,286,564	1,338,184	1,312,231		(25,667)		(25,667)		1,286,564				92,884	04/20/2028	3.B FE
..LX1934-40-0	TRINSEO MATERIALS OPERATING TRINSEO MATERIALS TLB2 S+250 05/03/28		09/29/2023	Redemption	100.0000		17,500	17,413	17,195		305		305		17,500				991	05/03/2028	4.B FE
..LX1934-56-6	TRICO GROUP LLC TRICO -FIRST BRANDS 1LTL S+500 03/30/27		09/29/2023	Various		38,756	38,756	38,381	38,769		(12)		(12)		38,756				3,529	03/30/2027	4.A FE
..LX1934-59-0	THOR INDUSTRIES INC THOR INDUSTRIES TLB-1 S+300 02/01/26		07/31/2023	Various		2,931,644	2,931,644	2,911,216	2,894,619		37,025		37,025		2,931,644				140,739	02/01/2026	3.B FE
..LX1935-65-4	SINCLAIR TELEVISION SINCLAIR TELEVISION TLB3 S+300 04/01/28		09/29/2023	Redemption	100.0000		10,362	10,363	10,203		159		159		10,362				626	04/01/2028	3.C FE
..LX1936-95-9	CORNERSTONE BUILDING CORNERSTONE BLG -NCI TLB S+325 04/12/28		09/29/2023	Redemption	100.0000		29,020	28,875	28,362		658		658		29,020				1,900	04/12/2028	4.B FE
..LX1937-90-8	MICHAELS STORES INC. MICHAELS COMPANIES 1L TL S+425 04/14/28		09/05/2023	WELLS FARGO SECURITIES LLC		2,786,250	3,000,000	2,970,000	2,942,572		108,709		108,709		3,051,281		(265,031)	(265,031)	139,450	04/14/2028	4.C FE
..LX1937-90-8	MICHAELS STORES INC. MICHAELS COMPANIES 1L TL S+425 04/14/28		09/29/2023	Redemption	100.0000		67,391	67,067	66,379		1,012		1,012		67,391				4,945	04/14/2028	4.C FE
..LX1938-10-4	ARAMARK SERVICES INC ARAMARK TLB5 S+250 04/06/28		07/01/2023	J.P. MORGAN		7,810,996	7,830,573	7,810,996							7,810,996					04/06/2028	3.B FE
..LX1939-44-1	ADIENT GLOBAL HOLDINGS LTD ADIENT TLB S+325 04/10/28		07/01/2023	BANK OF AMERICA		2,992,500	2,992,500	2,992,500							2,992,500					04/10/2028	3.C FE

E05.20

STATEMENT AS OF SEPTEMBER 30, 2023 OF THE GUARDIAN LIFE INSURANCE COMPANY OF AMERICA

SCHEDULE D - PART 4

Show All Long-Term Bonds and Stock Sold, Redeemed or Otherwise Disposed of During the Current Quarter

1	2	3	4	5	6	7	8	9	10	Change In Book/Adjusted Carrying Value					16	17	18	19	20	21	22	
										11	12	13	14	15								
CUSIP Identification	Description	Foreign	Disposal Date	Name of Purchaser	Number of Shares of Stock	Consideration	Par Value	Actual Cost	Prior Year Book/Adjusted Carrying Value	Unrealized Valuation Increase/(Decrease)	Current Year's (Amortization)/Accretion	Current Year's Other Than Temporary Impairment Recognized	Total Change in Book/Adjusted Carrying Value (11 + 12 - 13)	Total Foreign Exchange Change in Book /Adjusted Carrying Value	Book/Adjusted Carrying Value at Disposal Date	Foreign Exchange Gain (Loss) on Disposal	Realized Gain (Loss) on Disposal	Total Gain (Loss) on Disposal	Bond Interest/Stock Dividends Received During Year	Stated Contractual Maturity Date	NAIC Designation, NAIC Designation Modifier and SVO Administrative Symbol	
..LX1939-44-1	ADIENT GLOBAL HOLDINGS LTD ADIENT TLB S+325 04/10/28		07/01/2023	Redemption	100.0000																04/10/2028	3.C FE
..LX1942-13-0	FRONTIER COMMUNICATIONS FRONTIER COMM TLB S+375 10/08/27		09/14/2023	J.P. MORGAN		3,925,026	3,994,898	3,887,569	1,415,868				(8,370)		3,876,803		48,222	48,222	99,766	10/08/2027	4.C FE	
..LX1942-13-0	FRONTIER COMMUNICATIONS FRONTIER COMM TLB S+375 10/08/27		09/29/2023	Redemption	100.0000		3,727	3,633			93		93		3,727				86	10/08/2027	4.C FE	
..LX1942-89-0	UNITED AIRLINES UNITED AIRLINES TLB S+375 04/21/28		09/29/2023	Redemption	100.0000		14,595	14,632	14,849			(254)	(254)		14,595				1,195	04/21/2028	3.B FE	
..LX1945-22-4	BEACON ROOFING SUPPLY INC BEACON ROOFING TLB S+225 05/19/28		09/29/2023	Redemption	100.0000		5,206	4,748	4,752		453		453		5,206				285	05/19/2028	3.B FE	
..LX1947-06-3	ACPRODUCTS HOLDINGS INC CABINETWORKS - ACPROD. TLB S+425 05/17/28		09/29/2023	Redemption	100.0000		45,000	44,638	45,372			(372)	(372)		45,000				3,201	05/17/2028	5.A FE	
..LX1947-77-4	CLUB CAR CLUB CAR - MAJORDRIVE 1L S+400 06/01/28		09/29/2023	Redemption	100.0000		17,028	16,866	9,166		323		323		17,028				836	06/01/2028	4.B FE	
..LX1948-27-7	UNIVISION COMM UNIVISION COMM TLB 2028 S+325 01/31/29		09/29/2023	Redemption	100.0000		11,250	11,138	11,026			224	224		11,250				701	01/31/2029	4.A FE	
..LX1950-86-9	SRS DISTRIBUTION INC SRS DISTRIBUTION TLB S+350 06/02/28		07/31/2023	Redemption	100.0000		26,250	26,078	26,720			(470)	(470)		26,250				1,294	06/02/2028	4.C FE	
..LX1951-53-7	PONew ECVT ECOVYST PQ CORP - ECOVYST TLB S+250 06/09/28		07/31/2023	Redemption	100.0000		5,102	5,064			38		38		5,102				43	06/09/2028	4.A FE	
..LX1953-66-5	STANDARD INDUSTRIES INC STANDARD INDUSTRIES TLB S+250 09/22/28		09/22/2023	Redemption	100.0000		12,500	12,375	12,291			209	209		12,500				687	09/22/2028	2.C FE	
..LX1954-92-9	MADISON IAQ MADISON IAQ LLC 1L TL S+325 06/21/28		09/29/2023	Redemption	100.0000		11,250	11,214	11,438			(188)	(188)		11,250				724	06/21/2028	4.C FE	
..LX1955-25-6	HERTZ CORPORATION HERTZ CORP TERM B-EXIT S+325 06/30/28		09/29/2023	Redemption	100.0000		51,853	51,781	51,526			326	326		51,853				3,232	06/30/2028	3.C FE	
..LX1956-67-6	BURLINGTON COAT FACTORY BURLINGTON COAT TLB-6 S+200 06/24/28		09/29/2023	Redemption	100.0000		5,102	5,096			6		6		5,102				29	06/24/2028	3.A FE	
..LX1957-98-9	CENGAGE LEARNING INC CENGAGE LEARNING INC TLB S+475 07/14/26		09/29/2023	Redemption	100.0000		11,450	11,384			67		67		11,450				109	07/14/2026	4.B FE	
..LX1959-34-0	UNIVISION COMM UNIVISION COMM TLB S+325 03/24/26		09/29/2023	Redemption	100.0000		45,661	43,491	43,605			2,056	2,056		45,661				2,844	03/24/2026	4.A FE	
..LX1959-36-5	JO-ANN STORES INC JO-ANN STORES TLB S+475 06/30/28		07/31/2023	Redemption	100.0000		11,250	11,219	11,246			4	4		11,250				815	06/30/2028	5.B FE	
..LX1962-73-2	ATLANTIC BROADBAND ATLANTIC BROADBAND 1LTL S+250 09/01/28		08/31/2023	Redemption	100.0000		37,500	37,406	36,983			517	517		37,500				1,887	09/01/2028	4.A FE	
..LX1964-70-4	MCGRAW-HILL EDUCATION MCGRAW-HILL EDU TLB S+475 07/28/28		08/04/2023	BANK OF AMERICA		971,250	1,000,000	990,000	975,804			14,829	14,829		990,633		(19,383)	(19,383)	55,600	07/28/2028	4.C FE	
..LX1964-70-4	MCGRAW-HILL EDUCATION MCGRAW-HILL EDU TLB S+475 07/28/28		09/29/2023	Redemption	100.0000		40,580	40,175	39,631			949	949		40,580				3,264	07/28/2028	4.C FE	
..LX1966-04-8	ACRISURE ACRISURE TLB-ADD ON +375 02/15/27		09/29/2023	Redemption	100.0000		1,250	1,238	1,226			25	25		1,250				83	02/15/2027	4.B FE	
..LX1966-45-1	ALTERRA MOUNTAIN ALTERRA MOUNTAIN TLB S+350 08/17/28		09/29/2023	Redemption	100.0000		40,644	40,044	27,674			842	842		40,644				2,246	08/17/2028	4.A FE	
..LX1966-82-4	TRIDENT TPI HOLDING INC TEKNI-PLEX TPI 1L TL S+400 09/15/28		09/29/2023	Redemption	100.0000		28,724	28,580	28,638			87	87		28,724				1,991	09/15/2028	4.C FE	
..LX1967-34-3	EYEMART EXPRESS EYEMART EXPRESS 1L TL S+300 08/05/27		09/19/2023	BARCLAYS		7,291,325	7,670,000	7,583,300	7,530,230			(28,801)	(28,801)		7,501,429		(210,104)	(210,104)	461,785	08/05/2027	4.C FE	

E05.21

STATEMENT AS OF SEPTEMBER 30, 2023 OF THE GUARDIAN LIFE INSURANCE COMPANY OF AMERICA

SCHEDULE D - PART 4

Show All Long-Term Bonds and Stock Sold, Redeemed or Otherwise Disposed of During the Current Quarter

1	2	3	4	5	6	7	8	9	10	Change In Book/Adjusted Carrying Value					16	17	18	19	20	21	22
										11	12	13	14	15							
CUSIP Identification	Description	For- eign	Disposal Date	Name of Purchaser	Number of Shares of Stock	Consid- eration	Par Value	Actual Cost	Prior Year Book/ Adjusted Carrying Value	Unrealized Valuation Increase/ (Decrease)	Current Year's (Amor- tization)/ Accretion	Current Year's Other Than Temporary Impairment Recogn- ized	Total Change in Book/ Adjusted Carrying Value (11 + 12 - 13)	Total Foreign Exchange Change in Book /Adjusted Carrying Value	Book/ Adjusted Carrying Value at Disposal Date	Foreign Exchange Gain (Loss) on Disposal	Realized Gain (Loss) on Disposal	Total Gain (Loss) on Disposal	Bond Interest/ Stock Dividends Received During Year	Stated Con- tractual Maturity Date	NAIC Desig- nation, NAIC Desig- nation Modifier and SVO Admini- strative Symbol
..LX1967-63-2	BALLY'S CORP BALLY'S CORP TLB S+325 10/02/28		09/29/2023	Redemption 100.0000			79,562	79,562	77,979	66,750		1,269	1,269		79,562				4,914	10/02/2028	3.C FE
..LX1967-93-9	FLEXSYS INC EASTMAN TIRE -FLEXSYS 1L S+525 11/01/28		08/30/2023	RBC CAPITAL MARKETS Redemption 0.0000			3,457,368	3,792,898	3,717,040	3,754,258		6,541	6,541		3,760,799		(303,431)	(303,431)	269,499	11/01/2028	4.B FE
..LX1967-93-9	FLEXSYS INC EASTMAN TIRE -FLEXSYS 1L S+525 11/01/28		07/01/2023																682	11/01/2028	4.B FE
..LX1982-15-1	SPRINGS WINDOW FASHION SPRING WINDOWS 1L TL S+400 10/06/28		08/02/2023	J.P. MORGAN Redemption 100.0000			5,813,750	7,000,000	6,930,000	7,030,518		2,729	2,729		7,033,248		(1,219,498)	(1,219,498)	325,030	10/06/2028	5.A FE
..LX1982-15-1	SPRINGS WINDOW FASHION SPRING WINDOWS 1L TL S+400 10/06/28		09/29/2023	Redemption 100.0000			72,278	72,278	71,556	72,594		(315)	(315)		72,278				5,053	10/06/2028	5.A FE
..LX1982-97-9	REYNOLDS GROUP HOLDINGS REYNOLDS GRP PACTIV TLB3 S+325 09/20/28		09/29/2023	Redemption 100.0000			8,750	8,750	8,706	8,613		137	137		8,750				547	09/20/2028	4.A FE
..LX1983-37-3	CHG HEALTHCARE SERVICES INC CHG HEALTHCARE 1L TL S+325 09/29/28		09/29/2023	Redemption 100.0000			7,538	7,538	7,226	7,201		337	337		7,538				470	09/29/2028	4.B FE
..LX1983-98-5	MEDLINE INDUSTRIES INC MEDLINE INDUSTRIES TLB S+325 10/23/28		09/07/2023	BANK OF AMERICA Redemption 100.0000			2,984,887	2,984,887	2,861,760			(10,852)	(10,852)		2,850,908		133,979	133,979	113,599	10/23/2028	4.A FE
..LX1986-28-5	LSF11 A5 HOLDCO LLC LSF11 A5 HOLDCO -AOC TLB S+350 10/15/28		09/29/2023	Redemption 100.0000			16,439	16,439	15,921	15,850		589	589		16,439				1,067	10/15/2028	4.B FE
..LX1990-08-9	RH RESTORATION HW - RH TLB S+250 10/20/28		09/29/2023	Redemption 100.0000			12,500	12,500	12,469	12,372		128	128		12,500				708	10/20/2028	3.C FE
..LX1991-53-3	CARNIVAL CORP CARNIVAL CORP TLB 2028 S+325 10/18/28		09/29/2023	Redemption 100.0000			22,804	22,804	22,633			171	171		22,804				480	10/18/2028	3.C FE
..LX1993-56-2	CHAMBERLAIN GROUP CHAMBERLAIN-CHARIOT TLB S+325 11/03/28		09/29/2023	Redemption 100.0000			28,250	28,250	28,179	27,895		355	355		28,250				1,762	11/03/2028	4.B FE
..LX1995-56-7	GRAY TELEVISION GRAY TELEVISION TLD S+300 12/01/28		07/01/2023	WELLS FARGO SECURITIES LLC Redemption 100.0000			2,887,671	2,992,405	2,887,671						2,887,671					12/01/2028	3.B FE
..LX1995-56-7	GRAY TELEVISION GRAY TELEVISION TLD S+300 12/01/28		09/29/2023	Redemption 100.0000			12,671	12,671	12,347			324	324		12,671				122	12/01/2028	3.B FE
..LX1996-81-3	WIRECO WORLDGROUP INC WIRECO 1L TL S+425 11/13/28		09/29/2023	Redemption 100.0000			197,685	197,685	195,708	192,794		4,891	4,891		197,685				14,039	11/13/2028	4.B FE
..LX2002-58-7	TRANS UNION LLC TRANS UNION TLB-6 S+225 12/01/28		09/29/2023	Redemption 100.0000			185,666	185,666	185,402	183,745		1,920	1,920		185,666				10,031	12/01/2028	3.B FE
..LX2003-44-5	CHG PPC PARENT LLC CHG PPC PARENT 1L TL S+300 12/08/28		09/07/2023	J.P. MORGAN Redemption 100.0000			2,947,590	2,962,402	2,947,590	2,915,559		(22,788)	(22,788)		2,892,772		54,818	54,818	159,489	12/08/2028	4.B FE
..LX2003-55-1	ACRISURE ACRISURE TLB ADD-ON +425 02/15/27		09/29/2023	Redemption 100.0000			7,500	7,500	7,444	7,373		127	127		7,500				524	02/15/2027	4.B FE
..LX2006-47-1	BASS PRO GROUP BASS PRO -GRT OUTDR TLB1 S+375 03/05/28		09/29/2023	Redemption 100.0000			67,500	67,500	67,073	66,293		1,207	1,207		67,500				4,485	03/05/2028	4.A FE
..LX2006-53-9	UKG UKG INC 1L TL S+325 05/04/26		09/29/2023	Redemption 100.0000			7,614	7,614	7,605			10	10		7,614				31	05/04/2026	4.C FE
..LX2011-26-5	KNIGHT HEALTH HOLDINGS SCION HEALTH-KNIGHT TLB S+525 12/23/28		09/29/2023	Redemption 100.0000			55,000	55,000	51,150	50,498		4,502	4,502		55,000				4,260	12/23/2028	4.C FE
..LX2014-35-0	INTELSAT JACKSON HLDG INTELSAT JACKSON EXIT 1L S+425 02/01/29		09/29/2023	Redemption 100.0000			863,725	863,725	855,338	819,196		15,931	15,931		863,725				66,189	02/01/2029	4.C FE
..LX2020-71-2	GOLDEN NUGGET GOLDEN NUGGET 1L S+400 01/27/29		09/29/2023	Redemption 100.0000			69,707	69,707	68,574	45,143		1,503	1,503		69,707				3,538	01/27/2029	4.B FE
..LX2021-20-7	GRIFFON CORP GRIFFON CORP TLB S+225 01/31/29		07/01/2023	BANK OF AMERICA Redemption 100.0000			5,953,201	5,975,610	5,953,201						5,953,201					01/31/2029	3.B FE
..LX2021-20-7	GRIFFON CORP GRIFFON CORP TLB S+225 01/31/29		09/27/2023	Redemption 100.0000			493,902	493,902	491,839			2,063	2,063		493,902				7,983	01/31/2029	3.B FE

E05.22

STATEMENT AS OF SEPTEMBER 30, 2023 OF THE GUARDIAN LIFE INSURANCE COMPANY OF AMERICA

SCHEDULE D - PART 4

Show All Long-Term Bonds and Stock Sold, Redeemed or Otherwise Disposed of During the Current Quarter

1	2	3	4	5	6	7	8	9	10	Change In Book/Adjusted Carrying Value					16	17	18	19	20	21	22
										11	12	13	14	15							
CUSIP Identification	Description	For-foreign	Disposal Date	Name of Purchaser	Number of Shares of Stock	Consideration	Par Value	Actual Cost	Prior Year Book/Adjusted Carrying Value	Unrealized Valuation Increase/(Decrease)	Current Year's (Amortization)/Accretion	Current Year's Other Than Temporary Impairment Recognized	Total Change in Book/Adjusted Carrying Value (11 + 12 - 13)	Total Foreign Exchange Change in Book /Adjusted Carrying Value	Book/Adjusted Carrying Value at Disposal Date	Foreign Exchange Gain (Loss) on Disposal	Realized Gain (Loss) on Disposal	Total Gain (Loss) on Disposal	Bond Interest/Stock Dividends Received During Year	Stated Contractual Maturity Date	NAIC Designation, NAIC Designation Modifier and SVO Administrative Symbol
..LX2022-21-3	TAYLOR MADE GOLF COMPANY 19TH HLDGS GOLF 1L TL S+325 02/07/29		09/29/2023	Redemption 100.0000		72,500	72,500	72,138	71,497		1,003		1,003		72,500				4,367	02/07/2029	4.B FE
..LX2022-85-8	APEX TOOLS APEX TOOL 1L S+525 02/15/29		07/14/2023	BARCLAYS Redemption 0.0000		5,521,192	5,969,321	5,452,904	5,386,451		(35,687)		(35,687)		5,350,764		170,427	170,427	470,150	02/15/2029	4.C FE
..LX2022-85-8	APEX TOOLS APEX TOOL 1L S+525 02/15/29		07/01/2023	Redemption 100.0000															1,034	02/15/2029	4.C FE
..LX2023-03-9	EMBECTA CORP EMBECTA CORP TLB S+300 01/27/29		09/29/2023	Redemption 100.0000		7,645	7,645	7,591	2,593		27		27		7,645				202	01/27/2029	4.A FE
..LX2023-51-8	BAUSCH HEALTH COS INC BAUSCH HEALTH TLB S+525 01/27/29		07/01/2023	BARCLAYS Redemption 100.0000		(16,932)	(22,727)	(22,500)	(22,281)		(5,902)		(5,902)		(28,183)		11,251	11,251	135,206	01/27/2029	5.A FE
..LX2023-51-8	BAUSCH HEALTH COS INC BAUSCH HEALTH TLB S+525 01/27/29		09/29/2023	Redemption 100.0000		309,375	309,375	306,281	303,295		6,080		6,080		309,375				27,048	01/27/2029	5.A FE
..LX2023-68-2	BAKELITE UK HOLDING LTD BAKELITE 1L TL S+400 05/28/29		09/29/2023	Redemption 100.0000		12,500	12,500	12,438	12,361		139		139		12,500				859	05/28/2029	4.A FE
..LX2023-74-0	ATHLETICO PHYSICAL THERAPY ATHLETICO THERAPY TLB S+425 02/15/29		09/29/2023	Redemption 100.0000		10,000	10,000	9,950	9,991		9		9		10,000				706	02/15/2029	5.A FE
..LX2026-39-6	TIBCO SOFTWARE INC CITRIX - TIBCO TLB S+450 03/20/29		08/31/2023	Redemption 100.0000		44,375	44,375	40,381	40,275		4,100		4,100		44,375				2,099	03/20/2029	4.B FE
..LX2028-01-2	ALBAUGH LLC ALBAUGH LLC TLB S+375 02/18/29		07/12/2023	HSBC SECURITIES INC. Redemption 100.0000		3,540,500	3,575,000	3,539,250	3,510,402		(18,404)		(18,404)		3,491,998		48,502	48,502	159,815	02/18/2029	3.B FE
..LX2028-01-2	ALBAUGH LLC ALBAUGH LLC TLB S+375 02/18/29		09/29/2023	Redemption 100.0000		12,161	12,161	12,040	11,942		220		220		12,161				919	02/18/2029	3.B FE
..LX2028-31-9	TEAM HEALTH HOLDINGS INC TEAM HEALTH TLB S+525 02/17/27		09/29/2023	Redemption 100.0000		75,901	75,901	69,222	69,108		6,793		6,793		75,901				5,848	02/17/2027	5.B FE
..LX2033-03-8	AVIS BUDGET CAR RENTAL LLC AVIS BUDGET CAR TLC S+350 03/14/29		09/29/2023	Redemption 100.0000		33,750	33,750	32,912	32,668		1,082		1,082		33,750				2,178	03/14/2029	3.A FE
..LX2034-23-4	HOUGHTON MIFFLIN HARCOURT HOUGHTON MIFFLIN TLB S+525 04/01/29		09/29/2023	Redemption 100.0000		37,500	37,500	36,313	35,883		1,617		1,617		37,500				2,918	04/01/2029	4.C FE
..LX2036-29-6	NOVOLEX NOVOLEX-CLYDESDALE 1L S+417.5 03/30/29		09/29/2023	Redemption 100.0000		35,000	35,000	34,125	33,785		1,215		1,215		35,000				2,438	03/30/2029	4.B FE
..LX2037-85-6	PERRIGO INVESTMENTS LLC PERRIGO TLB S+225 04/05/29		07/01/2023	J.P. MORGAN Redemption 100.0000		1,982,494	1,994,962	1,982,494							1,982,494					04/05/2029	3.A FE
..LX2037-85-6	PERRIGO INVESTMENTS LLC PERRIGO TLB S+225 04/05/29		09/29/2023	Redemption 100.0000		10,076	10,076	9,987			88		88		10,076				185	04/05/2029	3.A FE
..LX2038-97-9	OLDCASTLE BUILDING ENVELOPE OLDCASTLE BLDG - OSCAR 1L S+450 04/13/29		09/29/2023	Redemption 100.0000		11,326	11,326	11,184			141		141		11,326				162	04/13/2029	4.B FE
..LX2093-14-9	GATES GLOBAL LLC GATES GLOBAL TLB4 S+300 11/09/29		09/29/2023	Redemption 100.0000		5,000	5,000	4,850	4,845		155		155		5,000				319	11/09/2029	4.A FE
..LX2093-23-0	DELEK US HOLDINGS INC DELEK US HOLDINGS TLB S+350 11/10/29		09/29/2023	Redemption 100.0000		61,314	61,314	59,098	59,012		2,302		2,302		61,314				3,957	11/10/2029	4.A FE
..LX2095-55-7	NIELSEN HOLDINGS NIELSEN HDG - NEPTUN TLB S+500 04/11/29		07/11/2023	Redemption 100.0000		10,000	10,000	8,900	8,894		1,106		1,106		10,000				565	04/11/2029	4.B FE
..LX2097-38-9	TRANSIDGM TRANSIDGM TLH S+325 02/28/27		09/29/2023	Redemption 100.0000		7,220	7,220	7,365	7,360		(139)		(139)		7,220				447	02/28/2027	4.A FE
..LX2097-61-1	AMERICAN AXLE & MFG INC AMERICAN AXLE TLB S+350 12/08/29		07/01/2023	BANK OF AMERICA Redemption 100.0000		2,992,500	3,000,000	2,992,500							2,992,500					12/08/2029	3.A FE
..LX2106-80-0	CAESARS ENTERTAINMENT INC CAESARS ENTERTAIN TLB S+325 01/23/30		09/29/2023	Redemption 100.0000		40,500	40,500	40,332			168		168		40,500				1,489	01/23/2030	4.A FE
..LX2108-92-1	INEOS INEOS TLB 2030 S+350 02/09/30		09/29/2023	Redemption 100.0000		4,375	4,375	4,331			44		44		4,375				216	02/09/2030	3.B FE

E05.23

STATEMENT AS OF SEPTEMBER 30, 2023 OF THE GUARDIAN LIFE INSURANCE COMPANY OF AMERICA

SCHEDULE D - PART 4

Show All Long-Term Bonds and Stock Sold, Redeemed or Otherwise Disposed of During the Current Quarter

1	2	3	4	5	6	7	8	9	10	Change In Book/Adjusted Carrying Value					16	17	18	19	20	21	22
										11	12	13	14	15							
CUSIP Identification	Description	For-foreign	Disposal Date	Name of Purchaser	Number of Shares of Stock	Consideration	Par Value	Actual Cost	Prior Year Book/Adjusted Carrying Value	Unrealized Valuation Increase/(Decrease)	Current Year's (Amortization)/Accretion	Current Year's Other Than Temporary Impairment Recognized	Total Change in Book/Adjusted Carrying Value (11 + 12 - 13)	Total Foreign Exchange Change in Book /Adjusted Carrying Value	Book/Adjusted Carrying Value at Disposal Date	Foreign Exchange Gain (Loss) on Disposal	Realized Gain (Loss) on Disposal	Total Gain (Loss) on Disposal	Bond Interest/Stock Dividends Received During Year	Stated Contractual Maturity Date	NAIC Designation, NAIC Designation Modifier and SVO Administrative Symbol
..LX2109-29-1	HANESBRANDS INC HANESBRANDS INC TLB S+375 02/15/30		07/01/2023	J.P. MORGAN Redemption 100.0000		995,006	997,500	995,006							995,006					02/15/2030	3.B FE
..LX2109-29-1	HANESBRANDS INC HANESBRANDS INC TLB S+375 02/15/30		09/29/2023	Redemption 100.0000		3,750	3,750	3,731			19		19		3,750				113	02/15/2030	3.B FE
..LX2109-44-0	TRANSDIGM TRANSDIGM TLI S+325 08/10/28		09/29/2023	Redemption 100.0000		38,208	38,208	38,759			(551)		(551)		38,208				1,630	08/10/2028	4.A FE
..LX2110-30-7	SALLY BEAUTY HOLDINGS LLC SALLY BEAUTY TLB S+250 02/17/30		07/01/2023	BANK OF AMERICA		2,992,500	2,992,500	2,992,500							2,992,500					02/17/2030	3.A FE
..LX2110-30-7	SALLY BEAUTY HOLDINGS LLC SALLY BEAUTY TLB S+250 02/17/30		09/13/2023	Tax Free Exchange		2,992,500	2,992,500	2,992,500							2,992,500				44,409	02/17/2030	3.A FE
..LX2110-38-0	SEDGWICK SEDGWICK TLB S+375 02/16/28		09/07/2023	BANK OF AMERICA		2,909,073	2,901,818	2,534,705			4,766		4,766		2,539,471		369,601	369,601	132,337	02/16/2028	4.B FE
..LX2111-51-1	UBER TECHNOLOGIES INC UBER TECHNOLOGIES TLB S+275 02/27/30		07/01/2023	MORGAN STANLEY Redemption 100.0000		2,992,481	2,992,481	2,992,481							2,992,481					02/27/2030	3.B FE
..LX2111-51-1	UBER TECHNOLOGIES INC UBER TECHNOLOGIES TLB S+275 02/27/30		09/29/2023	Redemption 100.0000		48,835	48,835	48,696			139		139		48,835				1,418	02/27/2030	3.C FE
..LX2125-57-8	ALTERRA MOUNTAIN ALTERRA MOUNTAIN TLB S+375 05/09/30		09/29/2023	Redemption 100.0000		12,500	12,500	12,469			31		31		12,500				353	05/09/2030	4.A FE
..LX2127-14-5	CINEMARK USA INC CINEMARK USA TLB S+375 05/18/30		07/01/2023	BARCLAYS Redemption 100.0000		1,990,000	2,000,000	1,990,000							1,990,000					05/18/2030	3.B FE
..LX2127-14-5	CINEMARK USA INC CINEMARK USA TLB S+375 05/18/30		09/29/2023	Redemption 100.0000		39,688	39,688	39,220			467		467		39,688				1,021	05/18/2030	3.B FE
..LX2128-70-5	LIFESCAN GLOBAL CORP LIFESCAN 1ST LIEN S+650 12/31/26		07/01/2023	BANK OF AMERICA Redemption 100.0000		(4,250)					300		300		300		(4,550)	(4,550)		12/31/2026	5.A FE
..LX2128-70-5	LIFESCAN GLOBAL CORP LIFESCAN 1ST LIEN S+650 12/31/26		09/29/2023	Redemption 100.0000		182,035	182,035	177,400			4,636		4,636		182,035				6,004	12/31/2026	5.A FE
..LX2130-41-2	ARAMARK SERVICES INC ARAMARK TLB6 S+250 06/13/30		09/29/2023	Redemption 100.0000		15,000	15,000	14,850			150		150		15,000				305	06/13/2030	3.B FE
..LX2139-93-4	SELECT MEDICAL HOLDINGS SELECT MEDICAL TLB S+300 03/06/27		09/29/2023	Redemption 100.0000		30,786	30,786	29,664			1,122		1,122		30,786				427	03/06/2027	3.C FE
..LX2142-62-3	US RENAL CARE US RENAL 1L S+500 06/20/28		09/13/2023	BARCLAYS Redemption 100.0000		4,312,887	6,559,524	3,781,373			12,252		12,252		3,793,625		519,262	519,262		06/20/2028	5.C FE
..LX2142-62-3	US RENAL CARE US RENAL 1L S+500 06/20/28		09/29/2023	Redemption 100.0000		48,314	48,314	27,852			20,462		20,462		48,314				954	06/20/2028	5.C FE
..LX2145-93-1	CARNIVAL CORP CARNIVAL CORP TLB 2027 S+300 08/01/27		09/29/2023	Redemption 100.0000		8,438	8,438	8,405			33		33		8,438				80	08/01/2027	3.C FE
..LX2156-53-2	DYNASTY ACQUISITION CO INC DYNASTY ACQ TLB1 S+400 08/16/28		09/29/2023	Redemption 100.0000		19,773	19,773	19,773							19,773				184	08/16/2028	4.C FE
..LX2158-08-2	DYNASTY ACQUISITION CO INC DYNASTY ACQ TLB2 S+400 08/16/28		09/29/2023	Redemption 100.0000		8,474	8,474	8,474							8,474				79	08/16/2028	4.C FE
..LX2165-54-1	SALLY BEAUTY HOLDINGS LLC SALLY BEAUTY TLB S+225 02/28/30		09/29/2023	Redemption 100.0000		7,500	7,500	7,500							7,500				25	02/28/2030	3.A FE
..LX1721-92-2	TITAN ACQUISITION LTD HUSKY TITAN TLB +300 03/28/25	A	09/29/2023	Various		51,232	51,232	49,450	47,558		1,065		1,065		51,232				3,103	03/28/2025	4.C FE
..LX1740-18-7	STARS GROUP HOLDINGS BV STARS GROUP -FLUTTER TLB S+225 07/21/26		09/29/2023	Various		13,606	13,606	13,159	13,216		390		390		13,606				762	07/21/2026	2.C FE
..LX1759-23-7	NORTHRIVER MIDSTREAM NORTHRIVER MIDSTREAM TLB S+325 10/01/25	A	07/01/2023	GOLDMAN SACHS Redemption 100.0000		4,986,911	4,986,911	4,986,911							4,986,911					10/01/2025	3.C FE
..LX1759-23-7	NORTHRIVER MIDSTREAM NORTHRIVER MIDSTREAM TLB S+325 10/01/25	A	08/16/2023	Redemption 100.0000		6,487,592	6,487,592	6,487,592							6,487,592				9,796	10/01/2025	3.C FE

E05.24

STATEMENT AS OF SEPTEMBER 30, 2023 OF THE GUARDIAN LIFE INSURANCE COMPANY OF AMERICA

SCHEDULE D - PART 4

Show All Long-Term Bonds and Stock Sold, Redeemed or Otherwise Disposed of During the Current Quarter

1	2	3	4	5	6	7	8	9	10	Change In Book/Adjusted Carrying Value					16	17	18	19	20	21	22		
										11	12	13	14	15									
CUSIP Identification	Description	Foreign	Disposal Date	Name of Purchaser	Number of Shares of Stock	Consideration	Par Value	Actual Cost	Prior Year Book/Adjusted Carrying Value	Unrealized Valuation Increase/(Decrease)	Current Year's (Amortization)/Accretion	Current Year's Other Than Temporary Impairment Recognized	Total Change in Book/Adjusted Carrying Value (11 + 12 - 13)	Total Foreign Exchange Change in Book /Adjusted Carrying Value	Book/Adjusted Carrying Value at Disposal Date	Foreign Exchange Gain (Loss) on Disposal	Realized Gain (Loss) on Disposal	Total Gain (Loss) on Disposal	Bond Interest/Stock Dividends Received During Year	Stated Contractual Maturity Date	NAIC Designation, NAIC Designation Modifier and SVO Administrative Symbol		
..LX1759-23-7	NORTHRIVER MIDSTREAM NORTH RIVER MIDSTREAM TLB S-325 10/01/25	A	08/16/2023	Tax Free Exchange		3,499,319	3,499,319	3,499,319							3,499,319				23,043	10/01/2025	3.C FE		
..LX1817-51-4	WESTJET AIRLINES WESTJET AIRLINES 1L TL S+300 12/11/26	A	07/01/2023	BARCLAYS Redemption 100.0000		1,939,926	1,994,782	1,939,926							1,939,926					12/11/2026	4.C FE		
..LX1817-51-4	WESTJET AIRLINES WESTJET AIRLINES 1L TL S+300 12/11/26	A	09/29/2023	Redemption 100.0000		23,119	23,119	21,663	9,729		735		735		23,119				1,094	12/11/2026	4.C FE		
..LX1966-03-0	AIR CANADA AIR CANADA TLB S+350 08/11/28	A	09/29/2023	Redemption 100.0000		72,338	72,338	71,888	64,498		293		293		72,338				4,270	08/11/2028	3.C FE		
..LX1956-16-3	ICON LUXEMBOURG SARL ICON LUXEMBOURG SARL TLB S+225 07/03/28	D	09/29/2023	Redemption 100.0000		524,249	524,249	520,286	516,549		7,700		7,700		524,249				29,492	07/03/2028	3.A FE		
..LX1958-15-1	ICON LUXEMBOURG SARL ICON US MERGER TLB STRIP S+225 07/03/28	D	09/29/2023	Redemption 100.0000		130,617	130,617	129,630	128,699		1,918		1,918		130,617				7,348	07/03/2028	3.A FE		
..LX1963-80-5	ENTAIN HOLDINGS GIBRALTA ENTAIN HOLDING TLB4 S+250 03/29/27	D	07/01/2023	DEUTSCHE BANK Redemption 100.0000		9,945,878	9,974,555	9,945,878							9,945,878					03/29/2027	3.B FE		
..LX1963-80-5	ENTAIN HOLDINGS GIBRALTA ENTAIN HOLDING TLB4 S+250 03/29/27	D	09/29/2023	Redemption 100.0000		33,098	33,098	33,006			92		92		33,098				346	03/29/2027	3.B FE		
..LX2021-49-6	COVIS PHARMA COVIS PHARMA 1L TL S+650 02/18/27	D	09/29/2023	Redemption 100.0000		101,192	101,192	56,294	89,607		109	33,422	(33,313)		56,294		44,899	44,899	2,799	02/18/2027	5.A FE		
..LX2021-49-6	COVIS PHARMA COVIS PHARMA 1L TL S+650 02/18/27	D	09/29/2023	No Broker Redemption 100.0000		214,834	214,834	214,834	214,834						214,834				10,681	02/18/2027	5.A FE		
..LX2025-52-1	HUNTER DOUGLAS INC HUNTER DOUGLAS TLB S+350 02/26/29	D	09/29/2023	Redemption 100.0000		37,500	37,500	37,313	36,935		565		565		37,500				2,683	02/26/2029	4.B FE		
..LX2086-11-9	ENTAIN HOLDINGS GIBRALTA ENTAIN HOLDINGS TLB2 S+350 10/18/29	C	07/01/2023	MORGAN STANLEY Redemption 100.0000		2,970,000	3,000,000	2,970,000							2,970,000					10/18/2029	3.B FE		
..LX2086-11-9	ENTAIN HOLDINGS GIBRALTA ENTAIN HOLDINGS TLB2 S+350 10/18/29	C	09/29/2023	Redemption 100.0000		7,529	7,529	7,454			75		75		7,529				72	10/18/2029	3.B FE		
1909999999. Subtotal - Bonds - Unaffiliated Bank Loans						267,748,419	288,105,866	278,069,832	172,215,896		1,354,845	38,057	1,316,788		281,133,833		(13,385,415)	(13,385,415)	11,858,355	XXX	XXX		
2509999997. Total - Bonds - Part 4						867,690,007	918,119,475	901,342,272	756,436,335	3,373,069	1,929,578	6,818,901	(1,516,254)	6,834,309	896,945,291	(5,306,073)	(29,325,450)	(34,631,523)	37,148,404	XXX	XXX		
2509999998. Total - Bonds - Part 5						XXX	XXX	XXX	XXX	XXX	XXX	XXX	XXX	XXX	XXX	XXX	XXX	XXX	XXX	XXX	XXX	XXX	
2509999999. Total - Bonds						867,690,007	918,119,475	901,342,272	756,436,335	3,373,069	1,929,578	6,818,901	(1,516,254)	6,834,309	896,945,291	(5,306,073)	(29,325,450)	(34,631,523)	37,148,404	XXX	XXX		
4509999997. Total - Preferred Stocks - Part 4							XXX													XXX	XXX		
4509999998. Total - Preferred Stocks - Part 5						XXX	XXX	XXX	XXX	XXX	XXX	XXX	XXX	XXX	XXX	XXX	XXX	XXX	XXX	XXX	XXX	XXX	XXX
4509999999. Total - Preferred Stocks							XXX														XXX	XXX	
..10576N-10-2	BRAZE INC		09/25/2023	PIPELINE TRADING SYSTEMS	8,681,000	411,537		417,325						417,325		(5,788)	(5,788)						
5019999999. Subtotal - Common Stocks - Industrial and Miscellaneous (Unaffiliated) Publicly Traded						411,537	XXX	417,325							417,325		(5,788)	(5,788)		XXX	XXX		
..FHLB00-02-6	Federal Home Loan Bank Activity Based Stock		08/04/2023	DIRECT - 1	13,050,000	1,305,000		1,305,000	1,305,000					1,305,000									
5029999999. Subtotal - Common Stocks - Industrial and Miscellaneous (Unaffiliated) Other						1,305,000	XXX	1,305,000	1,305,000						1,305,000						XXX	XXX	
..457678-10-6	INNOVATIVE UNDERWRITERS INC		09/30/2023	CAPITAL DISTRIBUTION	400,000	400,000		400,000	400,000					400,000									
5919999999. Subtotal - Common Stocks - Parent, Subsidiaries and Affiliates Publicly Traded						400,000	XXX	400,000	400,000						400,000						XXX	XXX	
5989999997. Total - Common Stocks - Part 4						2,116,537	XXX	2,122,325	1,705,000						2,122,325		(5,788)	(5,788)		XXX	XXX		
5989999998. Total - Common Stocks - Part 5						XXX	XXX	XXX	XXX	XXX	XXX	XXX	XXX	XXX	XXX	XXX	XXX	XXX	XXX	XXX	XXX	XXX	XXX
5989999999. Total - Common Stocks						2,116,537	XXX	2,122,325	1,705,000						2,122,325		(5,788)	(5,788)		XXX	XXX		
5999999999. Total - Preferred and Common Stocks						2,116,537	XXX	2,122,325	1,705,000						2,122,325		(5,788)	(5,788)		XXX	XXX		
6009999999 - Totals						869,806,544	XXX	903,464,597	758,141,335	3,373,069	1,929,578	6,818,901	(1,516,254)	6,834,309	899,067,616	(5,306,073)	(29,331,238)	(34,637,311)	37,148,404	XXX	XXX		

E05.25

STATEMENT AS OF SEPTEMBER 30, 2023 OF THE GUARDIAN LIFE INSURANCE COMPANY OF AMERICA

SCHEDULE DB - PART A - SECTION 1

Showing all Options, Caps, Floors, Collars, Swaps and Forwards Open as of Current Statement Date

1	2	3	4	5	6	7	8	9	10	11	12	13	14	15	16	17	18	19	20	21	22	23	
Description	Description of Item(s) Hedged, Used for Income Generation or Replicated	Schedule/ Exhibit Identifier	Type(s) of Risk(s) (a)	Exchange, Counterparty or Central Clearinghouse	Trade Date	Date of Maturity or Expiration	Number of Contracts	Notional Amount	Strike Price, Rate or Index Received (Paid)	Cumulative Prior Year(s) Initial Cost of Un-discounted Premium (Received) Paid	Current Year Initial Cost of Un-discounted Premium (Received) Paid	Current Year Income	Book/ Adjusted Carrying Value	Code	Fair Value	Unrealized Valuation Increase/ (Decrease)	Total Foreign Exchange Change in B./A.C.V.	Current Year's (Amortization)/ Accretion	Adjustment to Carrying Value of Hedged Item	Potential Exposure	Credit Quality of Reference Entity	Hedge Effectiveness at Inception and at Quarter-end (b)	
S&P 500 OPTIONS SPREAD	S&P 500 INDEX	N/A	Equity/Index	GOLDMAN SACHS LCZ7XYGSLJHFXXNDX90	10/20/2022	10/20/2023	7,093	25,999,985	3,665.78	838,109			1,759,568		1,759,568	921,459				31,182	N/A	0002	
S&P 500 OPTIONS SPREAD	S&P 500 INDEX	N/A	Equity/Index	GOLDMAN SACHS LCZ7XYGSLJHFXXNDX90	11/18/2022	11/20/2023	6,002	23,800,010	3,965.34	804,440			1,056,647		1,056,647	252,207				44,916	N/A	0002	
S&P 500 OPTIONS SPREAD	S&P 500 INDEX	N/A	Equity/Index	GOLDMAN SACHS LCZ7XYGSLJHFXXNDX90	12/20/2022	12/20/2023	4,762	18,200,007	3,821.62	613,340			1,003,211		1,003,211	389,871				43,132	N/A	0002	
S&P 500 OPTIONS SPREAD	S&P 500 INDEX	N/A	Equity/Index	GOLDMAN SACHS LCZ7XYGSLJHFXXNDX90	01/20/2023	01/19/2024	6,419	25,499,985	3,972.61		886,762		1,166,015		1,166,015	279,253				70,627	N/A	0002	
S&P 500 OPTIONS SPREAD	S&P 500 INDEX	N/A	Equity/Index	GOLDMAN SACHS LCZ7XYGSLJHFXXNDX90	02/17/2023	02/20/2024	5,639	22,999,990	4,079.09		798,100		839,127		839,127	41,027				72,232	N/A	0002	
S&P 500 OPTIONS SPREAD	S&P 500 INDEX	N/A	Equity/Index	GOLDMAN SACHS LCZ7XYGSLJHFXXNDX90	03/20/2023	03/20/2024	6,377	25,199,992	3,951.57		864,359		1,108,647		1,108,647	244,288				86,746	N/A	0002	
S&P 500 OPTIONS SPREAD	S&P 500 INDEX	N/A	Equity/Index	GOLDMAN SACHS LCZ7XYGSLJHFXXNDX90	04/20/2023	04/19/2024	6,296	26,000,001	4,129.79		914,940		919,099		919,099	4,159				96,949	N/A	0002	
S&P 500 OPTIONS SPREAD	S&P 500 INDEX	N/A	Equity/Index	GOLDMAN SACHS LCZ7XYGSLJHFXXNDX90	05/19/2023	05/20/2024	5,725	24,000,008	4,191.98		837,600		785,420		785,420	(52,180)				96,082	N/A	0002	
S&P 500 OPTIONS SPREAD	S&P 500 INDEX	N/A	Equity/Index	GOLDMAN SACHS LCZ7XYGSLJHFXXNDX90	06/20/2023	06/20/2024	5,696	24,999,979	4,388.71		845,000		562,474		562,474	(282,526)				106,509	N/A	0002	
S&P 500 OPTIONS SPREAD	S&P 500 INDEX	N/A	Equity/Index	GOLDMAN SACHS LCZ7XYGSLJHFXXNDX90	07/20/2023	07/19/2024	5,733	25,999,997	4,534.87		863,980		420,321		420,321	(443,658)				116,673	N/A	0002	
S&P 500 OPTIONS SPREAD	S&P 500 INDEX	N/A	Equity/Index	GOLDMAN SACHS LCZ7XYGSLJHFXXNDX90	08/18/2023	08/20/2024	6,522	28,499,991	4,369.71		978,462		764,461		764,461	(214,001)				134,672	N/A	0002	
S&P 500 OPTIONS SPREAD	S&P 500 INDEX	N/A	Equity/Index	GOLDMAN SACHS LCZ7XYGSLJHFXXNDX90	09/20/2023	09/20/2024	6,360	28,000,017	4,402.20		939,009		736,003		736,003	(203,006)				138,457	N/A	0002	
001999999. Subtotal - Purchased Options - Hedging Effective Excluding Variable Annuity Guarantees Under SSAP No.108 - Call Options and Warrants										2,255,889	7,928,211		11,120,993	XXX	11,120,993	936,893				1,038,179	XXX	XXX	
007999999. Subtotal - Purchased Options - Hedging Effective Excluding Variable Annuity Guarantees Under SSAP No.108										2,255,889	7,928,211		11,120,993	XXX	11,120,993	936,893				1,038,179	XXX	XXX	
014999999. Subtotal - Purchased Options - Hedging Effective Variable Annuity Guarantees Under SSAP No.108														XXX								XXX	XXX
021999999. Subtotal - Purchased Options - Hedging Other														XXX								XXX	XXX
028999999. Subtotal - Purchased Options - Replications														XXX								XXX	XXX
035999999. Subtotal - Purchased Options - Income Generation														XXX								XXX	XXX
042999999. Subtotal - Purchased Options - Other														XXX								XXX	XXX
043999999. Total Purchased Options - Call Options and Warrants										2,255,889	7,928,211		11,120,993	XXX	11,120,993	936,893				1,038,179	XXX	XXX	
044999999. Total Purchased Options - Put Options														XXX								XXX	XXX
045999999. Total Purchased Options - Caps														XXX								XXX	XXX
046999999. Total Purchased Options - Floors														XXX								XXX	XXX
047999999. Total Purchased Options - Collars														XXX								XXX	XXX
048999999. Total Purchased Options - Other														XXX								XXX	XXX
049999999. Total Purchased Options										2,255,889	7,928,211		11,120,993	XXX	11,120,993	936,893				1,038,179	XXX	XXX	
056999999. Subtotal - Written Options - Hedging Effective Excluding Variable Annuity Guarantees Under SSAP No.108														XXX								XXX	XXX
063999999. Subtotal - Written Options - Hedging Effective Variable Annuity Guarantees Under SSAP No.108														XXX								XXX	XXX
070999999. Subtotal - Written Options - Hedging Other														XXX								XXX	XXX
077999999. Subtotal - Written Options - Replications														XXX								XXX	XXX
084999999. Subtotal - Written Options - Income Generation														XXX								XXX	XXX
091999999. Subtotal - Written Options - Other														XXX								XXX	XXX
092999999. Total Written Options - Call Options and Warrants														XXX								XXX	XXX
093999999. Total Written Options - Put Options														XXX								XXX	XXX
094999999. Total Written Options - Caps														XXX								XXX	XXX
095999999. Total Written Options - Floors														XXX								XXX	XXX
096999999. Total Written Options - Collars														XXX								XXX	XXX
097999999. Total Written Options - Other														XXX								XXX	XXX
098999999. Total Written Options														XXX								XXX	XXX

E06

STATEMENT AS OF SEPTEMBER 30, 2023 OF THE GUARDIAN LIFE INSURANCE COMPANY OF AMERICA

SCHEDULE DB - PART A - SECTION 1

Showing all Options, Caps, Floors, Collars, Swaps and Forwards Open as of Current Statement Date

1	2	3	4	5	6	7	8	9	10	11	12	13	14	15	16	17	18	19	20	21	22	23
Description	Description of Item(s) Hedged, Used for Income Generation or Replicated	Schedule/ Exhibit Identifier	Type(s) of Risk(s) (a)	Exchange, Counterparty or Central Clearinghouse	Trade Date	Date of Maturity or Expiration	Number of Contracts	Notional Amount	Strike Price, Rate or Index Received (Paid)	Cumulative Prior Year(s) Initial Cost of Un-discounted Premium (Received) Paid	Current Year Initial Cost of Un-discounted Premium (Received) Paid	Current Year Income	Book/ Adjusted Carrying Value	Code	Fair Value	Unrealized Valuation Increase/ (Decrease)	Total Foreign Exchange Change in B./A.C.V.	Current Year's (Amortization)/ Accretion	Adjustment to Carrying Value of Hedged Item	Potential Exposure	Credit Quality of Reference Entity	Hedge Effectiveness at Inception and at Quarter-end (b)
TO BUY USD SELL SEK - SLB340T	Bond Hedge - SEK - Y2710#AB6	D PART 1	Currency	BANK OF AMERICA	09/08/2016	10/26/2028		20,000,000	0.1183			249,126	4,512,164		3,980,245	718,081				225,376	N/A	0001
TO BUY USD SELL CHF - SLL20JT8	Bond Hedge - CHF - Q1297#AJ7	D PART 1	Currency	BANK OF AMERICA	09/11/2015	10/08/2025		20,502,306	1.0251				(1,348,454)		(1,637,041)	(217,440)				145,963	N/A	0001
TO BUY USD SELL DKK - SL9K122M	Bond Hedge - DKK - K3380#AH1	D PART 1	Currency	BANK OF AMERICA	06/07/2022	06/23/2032		11,482,704	0.1435			112,388	139,664		(35,961)	172,240				169,732	N/A	0001
TO BUY USD SELL DKK - SL10511U	Bond Hedge - DKK - K3380#AB4	D PART 1	Currency	BANK OF AMERICA	11/08/2016	12/15/2026		24,948,025	0.1485			343,790	1,127,641		1,104,418	361,704				223,619	N/A	0001
TO BUY USD SELL EUR - SLMH2UYA	Bond Hedge - EUR - L9619#AB5	D PART 1	Currency	BANK OF AMERICA	10/01/2020	10/29/2035		19,362,750	1.1735			143,258	1,917,300		1,939,860	217,800				336,634	N/A	0001
TO BUY USD SELL EUR - SLMH1UUT	Bond Hedge - EUR - L0175#AD4	D PART 1	Currency	BANK OF AMERICA	11/18/2016	12/31/2028		21,190,000	1.0595			12,004	44,000		(1,852,006)	264,000				242,999	N/A	0001
TO BUY USD SELL AUD - SL405YCB	Bond Hedge - AUD - 09469#AB3	D PART 1	Currency	BANK OF AMERICA	01/28/2021	04/15/2036		19,175,000	0.7670			16,083	3,087,500		3,110,506	945,000				339,693	N/A	0001
TO BUY USD SELL CAD - SLB1091M	Bond Hedge - CAD - C6802#AA0	D PART 1	Currency	BANK OF AMERICA	02/11/2022	06/30/2051		27,420,639	0.7883			(57,150)	1,795,795		(801,369)	26,802				722,494	N/A	0001
TO BUY USD SELL CAD - SLPU1FJM	Bond Hedge - CAD - C5793#AK9	D PART 1	Currency	BANK OF AMERICA	01/23/2018	10/23/2030		20,088,389	0.8035			35,844	1,674,889		1,439,379	31,250				267,093	N/A	0001
TO BUY USD SELL CAD - SL3A38T1	Bond Hedge - CAD - C4931#BC6	D PART 1	Currency	BANK OF AMERICA	06/20/2017	09/20/2027		11,303,693	0.7536			38,353	255,593		306,653	18,750				112,727	N/A	0001
TO BUY USD SELL CAD - SLA22J06	Bond Hedge - CAD - 53278#LB#3	D PART 1	Currency	BANK OF AMERICA	05/26/2023	06/30/2033		22,007,042	0.7336				(89,158)		(196,159)	(89,158)				343,742	N/A	0001
TO BUY USD SELL EUR - SLB618RE	Bond Hedge - EUR - D8286#AA8	D PART 1	Currency	BANK OF AMERICA	09/17/2014	11/12/2024		25,920,000	1.2960				4,774,000		4,691,592	264,000				137,357	N/A	0001
TO BUY USD SELL EUR - SL6G3XOE	Bond Hedge - EUR - 24906#PB#5	D PART 1	Currency	BANK OF AMERICA	10/05/2016	10/27/2024		3,359,250	1.1198			33,926	187,350		191,236	39,450				17,451	N/A	0001
TO BUY USD SELL EUR - SL6G3XOE	Bond Hedge - EUR - D8286#AA8	D PART 1	Currency	BANK OF AMERICA	10/05/2016	10/27/2024		10,077,750	1.1198			101,777	562,050		573,707	118,350				52,352	N/A	0002
TO BUY USD SELL EUR - SL5S4EE2	Bond Hedge - EUR - G2616#AM3	D PART 1	Currency	BANK OF AMERICA	06/08/2017	09/13/2027		17,947,200	1.1217			379,585	1,030,400		1,333,262	211,200				178,548	N/A	0001
TO BUY USD SELL EUR - SLW50N1H	Bond Hedge - EUR - F1000#AC2	D PART 1	Currency	BANK OF AMERICA	03/18/2021	04/13/2036		14,299,200	1.1916			158,347	1,611,600		2,561,237	158,400				253,261	N/A	0001
TO BUY USD SELL EUR - SLP40Y3L	Bond Hedge - EUR - 479142F#3	D PART 1	Currency	BANK OF AMERICA	03/04/2022	06/30/2032		21,822,000	1.0911			150,610	676,000		706,424	264,000				322,916	N/A	0001
TO BUY USD SELL EUR - SL4F556R	Bond Hedge - EUR - 65264#AR0	D PART 1	Currency	BANK OF AMERICA	11/02/2016	11/16/2024		27,737,500	1.1095			273,332	1,305,000		1,331,355	330,000				147,704	N/A	0001
TO BUY USD SELL EUR - SL324BGC	Bond Hedge - EUR - G9006#AJ5	D PART 1	Currency	BANK OF AMERICA	04/13/2016	05/04/2026		16,926,000	1.1284			154,301	1,066,500		1,105,435	198,000				136,390	N/A	0001
TO BUY USD SELL EUR - SL3V0JME	Bond Hedge - EUR - L8367#AE3	D PART 1	Currency	BANK OF AMERICA	06/04/2015	06/25/2027		22,504,000	1.1252			205,701	1,358,000		1,502,191	264,000				217,595	N/A	0001
TO BUY USD SELL EUR - SLVH0011	Bond Hedge - EUR - B9754#AC1	D PART 1	Currency	BANK OF AMERICA	04/13/2022	05/18/2032		43,292,000	1.0823			352,339	1,000,000		1,713,077	528,000				636,300	N/A	0001
TO BUY USD SELL EUR - SL1S41NW	Bond Hedge - EUR - G7996#AA8	D PART 1	Currency	BANK OF AMERICA	05/24/2017	08/17/2027		20,151,000	1.1195			410,085	1,119,600		1,406,712	237,600				198,590	N/A	0001
TO BUY USD SELL EUR - SLORONOV	Bond Hedge - EUR - 92936UA#8	D PART 1	Currency	BANK OF AMERICA	08/18/2022	09/28/2032		16,227,200	1.0142			157,262	(689,600)		(686,105)	211,200				243,482	N/A	0001
TO BUY USD SELL EUR - SL6JMYUP	Bond Hedge - EUR - AG0531230	D PART 1	Currency	BANK OF AMERICA	03/31/2023	06/30/2043		27,152,500	1.0861			20,608	720,000		(981,731)	720,000				603,561	N/A	0001
TO BUY USD SELL EUR - SLZ4082F	Bond Hedge - EUR - N2105#AA1	D PART 1	Currency	BANK OF AMERICA	04/06/2022	06/29/2032		15,278,200	1.0913			133,317	476,000		863,463	184,800				226,047	N/A	0001
TO BUY USD SELL GBP - SLQF112L	Bond Hedge - GBP - G6750#A06	D PART 1	Currency	BANK OF AMERICA	02/26/2015	04/29/2025		20,026,500	1.5405			106,461	4,167,800		4,153,292	(150,800)				126,006	N/A	0001
TO BUY USD SELL GBP - SLPU0WCT	Bond Hedge - GBP - G6970#AJ5	D PART 1	Currency	BANK OF AMERICA	05/24/2016	01/31/2027		17,516,400	1.4597			154,111	2,877,600		2,983,806	(139,200)				160,121	N/A	0001
TO BUY USD SELL GBP - SL3H72PJ	Bond Hedge - GBP - G2616#AA1	D PART 1	Currency	BANK OF AMERICA	07/01/2022	07/27/2027		9,604,000	1.2005			37,241	(155,200)		52,736	(92,800)				93,945	N/A	0001
TO BUY USD SELL GBP - SL4H3N94	Bond Hedge - GBP - G3663#AA9	D PART 1	Currency	BANK OF AMERICA	10/07/2016	12/15/2026		4,966,000	1.2415			20,165	86,400		215,936	(46,400)				44,512	N/A	0001

STATEMENT AS OF SEPTEMBER 30, 2023 OF THE GUARDIAN LIFE INSURANCE COMPANY OF AMERICA

SCHEDULE DB - PART A - SECTION 1

Showing all Options, Caps, Floors, Collars, Swaps and Forwards Open as of Current Statement Date

1	2	3	4	5	6	7	8	9	10	11	12	13	14	15	16	17	18	19	20	21	22	23
Description	Description of Item(s) Hedged, Used for Income Generation or Replicated	Schedule/ Exhibit Identifier	Type(s) of Risk(s) (a)	Exchange, Counterparty or Central Clearinghouse	Trade Date	Date of Maturity or Expiration	Number of Contracts	Notional Amount	Strike Price, Rate or Index Received (Paid)	Cumulative Prior Year(s) Initial Cost of Un-discounted Premium (Received) Paid	Current Year Initial Cost of Un-discounted Premium (Received) Paid	Current Year Income	Book/ Adjusted Carrying Value	Code	Fair Value	Unrealized Valuation Increase/ (Decrease)	Total Foreign Exchange Change in B./A.C.V.	Current Year's (Amortization)/ Accretion	Adjustment to Carrying Value of Hedged Item	Potential Exposure	Credit Quality of Reference Entity	Hedge Effectiveness at Inception and at Quarter-end (b)
TO BUY USD SELL GBP - SL3X3B15	Bond Hedge - GBP - G1745*AR2	D PART 1	Currency	BANK OF AMERICA	10/19/2016	11/10/2026		11,072,700	1.2303			38,003	93,600		339,219	(104,400)				97,757	N/A	0001
TO BUY USD SELL GBP - SL4F4DKN	Bond Hedge - GBP - G6596#AA4	D PART 1	Currency	BANK OF AMERICA	10/08/2014	12/20/2029		19,270,800	1.6059			126,994	4,632,000		4,923,247	(139,200)				240,502	N/A	0001
TO BUY USD SELL GBP - SL33301E	Bond Hedge - GBP - G3225*AE6	D PART 1	Currency	BANK OF AMERICA	10/21/2016	11/21/2028		18,301,500	1.2201			67,441	3,000		618,034	(174,000)				207,677	N/A	0001
TO BUY USD SELL GBP - SLK802JL	Bond Hedge - GBP - D8286#AA8	D PART 1	Currency	BANK OF AMERICA	09/28/2022	12/08/2032		26,687,500	1.0675			(208,695)	(3,810,000)		(5,771,518)	(290,000)				404,736	N/A	0001
TO BUY USD SELL GBP - SL4F556U	Bond Hedge - GBP - G6177#AD5	D PART 1	Currency	BANK OF AMERICA	11/01/2016	05/18/2027		14,670,000	1.2225			49,111	31,200		388,303	(139,200)				139,859	N/A	0001
TO BUY USD SELL GBP - SLK70GC3	Bond Hedge - GBP - G3663#AK7	D PART 1	Currency	BANK OF AMERICA	02/22/2023	08/22/2033		8,467,200	1.2096				(72,100)		(99,286)	(72,100)				133,235	N/A	0001
TO BUY USD SELL GBP - SL324CSF	Bond Hedge - GBP - G7178*AB0	D PART 1	Currency	BANK OF AMERICA	05/25/2016	07/20/2028		22,077,000	1.4718			99,793	3,778,500		3,906,242	(174,000)				242,117	N/A	0001
TO BUY USD SELL GBP - SL394PK7	Bond Hedge - GBP - G0566*AD1	D PART 1	Currency	BANK OF AMERICA	08/13/2020	12/31/2029		6,891,826	1.2230			(92,668)	17,469		(679,377)	(65,524)				86,219	N/A	0001
TO BUY USD SELL GBP - SL4H3N9A	Bond Hedge - GBP - G3663#AB7	D PART 1	Currency	BANK OF AMERICA	10/07/2016	01/06/2027		7,449,000	1.2415			66,273	129,600		326,816	(69,600)				67,392	N/A	0001
TO BUY USD SELL JPY - SL5DL6GO	Bond Hedge - JPY - J0835#AM9	D PART 1	Currency	BARC	08/01/2019	08/22/2029		24,953,789	0.0092			682,945	6,877,289		4,564,413	2,516,400				303,098	N/A	0001
TO BUY USD SELL SEK - SLA21PZU	Bond Hedge - SEK - W7000#AB2	D PART 1	Currency	BARC	12/17/2019	01/23/2032		29,834,843	0.1066			443,340	4,174,523		4,397,330	1,189,720				430,369	N/A	0001
TO BUY USD SELL CHF - SL394K9F	Bond Hedge - CHF - 116794B86	D PART 1	Currency	BARC	11/25/2019	12/11/2029		12,024,048	1.0020			134,917	(1,086,408)		(1,559,235)	(130,464)				149,764	N/A	0001
TO BUY USD SELL AUD - SLYH02RR	Bond Hedge - AUD - Q8048#AA3	D PART 1	Currency	BARC	04/23/2019	03/31/2042		52,848,870	0.7090			72,547	4,850,208		6,211,495	4,320,272				1,137,021	N/A	0001
TO BUY USD SELL AUD - SL394TSP	Bond Hedge - AUD - G5011#AE4	D PART 1	Currency	BARC	06/03/2021	08/10/2033		19,175,000	0.7670			22,732	3,087,500		2,986,537	945,000				301,225	N/A	0001
TO BUY USD SELL AUD - SL6K6B4F	Bond Hedge - AUD - Q4822#AA4	D PART 1	Currency	BARC	05/30/2019	08/28/2029		20,027,400	0.6906			66,323	1,365,900		1,548,901	1,096,200				243,599	N/A	0001
TO BUY USD SELL EUR - SL9427VR	Bond Hedge - EUR - Q3063#AE4	D PART 1	Currency	BARC	10/30/2020	01/07/2033		23,398,000	1.1699			381,859	2,252,000		2,360,752	264,000				356,430	N/A	0001
TO BUY USD SELL EUR - SLT0001C	Bond Hedge - EUR - N8505#AA2	D PART 1	Currency	BARC	10/24/2018	01/24/2029		17,104,500	1.1403			449,910	1,245,000		2,069,902	198,000				197,370	N/A	0001
TO BUY USD SELL EUR - SL0R0KEV	Bond Hedge - EUR - 40637CC#5	D PART 1	Currency	BARC	04/12/2022	07/12/2032		9,793,800	1.0882			167,823	278,100		420,164	118,800				145,198	N/A	0001
TO BUY USD SELL EUR - SL10655H	Bond Hedge - EUR - G7996#AG5	D PART 1	Currency	BARC	07/17/2020	10/23/2035		15,981,000	1.1415			100,560	1,178,800		1,007,907	184,800				277,651	N/A	0001
TO BUY USD SELL EUR - SL4R031U	Bond Hedge - EUR - Q38336F*9	D PART 1	Currency	BARC	06/29/2017	07/19/2024		17,136,000	1.1424			365,724	1,276,500		1,294,779	198,000				76,897	N/A	0001
TO BUY USD SELL EUR - SL4R0ZYF	Bond Hedge - EUR - L8367#AG8	D PART 1	Currency	BARC	02/12/2021	07/23/2031		18,142,500	1.2095			327,068	2,283,000		2,433,077	216,000				253,657	N/A	0001
TO BUY USD SELL EUR - SLY015CX	Bond Hedge - EUR - G2687#AB5	D PART 1	Currency	BARC	01/28/2022	03/31/2032		16,722,000	1.1148			303,125	862,500		1,276,606	198,000				243,900	N/A	0001
TO BUY USD SELL EUR - SL3941VJ	Bond Hedge - EUR - G7605#AA1	D PART 1	Currency	BARC	09/13/2017	10/18/2032		22,739,182	1.1911			239,504	2,554,364		2,898,391	488,727				342,228	N/A	0001
TO BUY USD SELL EUR - SL335X02	Bond Hedge - EUR - G5264#AX7	D PART 1	Currency	BARC	04/18/2023	06/07/2029		32,820,000	1.0940				1,101,000		(61,011)	1,101,000				391,548	N/A	0001
TO BUY USD SELL EUR - SL0R0GLX	Bond Hedge - EUR - G4936#AC6	D PART 1	Currency	BARC	12/02/2021	03/02/2034		10,206,000	1.1340			169,768	690,300		878,626	118,800				164,805	N/A	0001
TO BUY USD SELL EUR - SLT005MW	Bond Hedge - EUR - F2977#AA3	D PART 1	Currency	BARC	03/28/2019	04/24/2029		39,270,000	1.1220			483,389	2,264,500		4,050,331	462,000				463,511	N/A	0001
TO BUY USD SELL EUR - SLT005MT	Bond Hedge - EUR - F1068#AH0	D PART 1	Currency	BARC	04/05/2019	05/02/2029		16,836,000	1.1224			215,272	976,500		1,488,305	198,000				199,109	N/A	0001
TO BUY USD SELL EUR - SLPL2CJL	Bond Hedge - EUR - F3152*AL8	D PART 1	Currency	BARC	03/02/2022	07/10/2037		27,705,000	1.1082			397,917	1,272,500		1,643,132	330,000				514,393	N/A	0001
TO BUY USD SELL EUR - SLP81R3R	Bond Hedge - EUR - F1000#AA6	D PART 1	Currency	BARC	07/23/2019	09/05/2034		28,974,480	1.1151			719,623	1,501,861		3,482,101	627,073				479,229	N/A	0001

STATEMENT AS OF SEPTEMBER 30, 2023 OF THE GUARDIAN LIFE INSURANCE COMPANY OF AMERICA

SCHEDULE DB - PART A - SECTION 1

Showing all Options, Caps, Floors, Collars, Swaps and Forwards Open as of Current Statement Date

1	2	3	4	5	6	7	8	9	10	11	12	13	14	15	16	17	18	19	20	21	22	23
Description	Description of Item(s) Hedged, Used for Income Generation or Replicated	Schedule/ Exhibit Identifier	Type(s) of Risk(s) (a)	Exchange, Counterparty or Central Clearinghouse	Trade Date	Date of Maturity or Expiration	Number of Contracts	Notional Amount	Strike Price, Rate or Index Received (Paid)	Cumulative Prior Year(s) Initial Cost of Un-discounted Premium (Received) Paid	Current Year Initial Cost of Un-discounted Premium (Received) Paid	Current Year Income	Book/ Adjusted Carrying Value	Code	Fair Value	Unrealized Valuation Increase/ (Decrease)	Total Foreign Exchange Change in B./A.C.V.	Current Year's (Amortization)/ Accretion	Adjustment to Carrying Value of Hedged Item	Potential Exposure	Credit Quality of Reference Entity	Hedge Effectiveness at Inception and at Quarter-end (b)
TO BUY USD SELL GBP - SLW12HG	Bond Hedge - GBP - G3301*AK9	D PART 1	Currency	BARC	03/30/2023	06/29/2030		25,991,700	1.2377				373,800		140,927	373,800				337,728	N/A	0001
TO BUY USD SELL GBP - SLW50E1T	Bond Hedge - GBP - G1591#BG6	D PART 1	Currency	BARC	02/14/2020	05/14/2030		9,108,400	1.3012			39,575	569,100		834,493	(81,200)				117,242	N/A	0001
TO BUY USD SELL GBP - SLLB01PH	Bond Hedge - GBP - G0691*AC1	D PART 1	Currency	BARC	02/20/2020	05/20/2032		29,605,600	1.2872			128,112	1,547,900		2,618,599	(266,800)				435,277	N/A	0001
TO BUY USD SELL GBP - SLYH01LS	Bond Hedge - GBP - G1746#AB2	D PART 1	Currency	BARC	02/15/2019	03/19/2031		23,094,000	1.2830			347,809	1,135,800		2,813,050	(208,800)				315,678	N/A	0001
TO BUY USD SELL GBP - SL473R00	Bond Hedge - GBP - G7178*AF1	D PART 1	Currency	BARC	08/07/2018	04/16/2028		4,530,050	1.2943			45,690	260,400		398,873	(200,796)				48,318	N/A	0001
TO BUY USD SELL GBP - SL3942KZ	Bond Hedge - GBP - G2686#AC2	D PART 1	Currency	BARC	10/27/2017	11/15/2032		27,497,400	1.3094			182,593	1,879,500		3,285,414	(243,600)				415,588	N/A	0001
TO BUY USD SELL GBP - SLW50PHE	Bond Hedge - GBP - G1320*AC8	D PART 1	Currency	BARC	06/23/2021	09/23/2033		12,593,700	1.3993			120,313	1,614,600		1,839,694	(104,400)				199,042	N/A	0001
TO BUY USD SELL GBP - SLB23SMG	Bond Hedge - GBP - G9766#AE4	D PART 1	Currency	BARC	07/13/2017	08/16/2027		19,395,000	1.2930			259,313	1,096,500		1,859,846	(174,000)				191,073	N/A	0001
TO BUY USD SELL GBP - SL9K0TRJ	Bond Hedge - GBP - G5600#AN2	D PART 1	Currency	BARC	03/17/2021	06/16/2036		11,816,700	1.3902			153,648	1,447,550		2,098,757	(98,600)				210,749	N/A	0001
TO BUY USD SELL GBP - SLMH25N2	Bond Hedge - GBP - G7997#AK7	D PART 1	Currency	BARC	01/24/2018	02/26/2033		28,382,000	1.4191			515,157	3,984,000		6,197,077	(232,000)				435,531	N/A	0001
TO BUY USD SELL GBP - SLA12096	Bond Hedge - GBP - G2962#AC5	D PART 1	Currency	BARC	12/17/2020	01/21/2033		16,302,000	1.3585			142,369	1,663,200		2,050,894	(139,200)				248,847	N/A	0001
TO BUY USD SELL GBP - SLA213KY	Bond Hedge - GBP - G5560#AC6	D PART 1	Currency	BARC	07/27/2017	08/17/2029		45,885,000	1.3110			657,027	3,188,500		5,170,839	(406,000)				556,689	N/A	0001
TO BUY USD SELL GBP - SLK10N0U	Bond Hedge - GBP - G9369*AA7	D PART 1	Currency	BARC	11/16/2021	03/31/2043		26,550,401	1.3431			281,963	2,429,085		3,611,033	5,111				586,443	N/A	0001
TO BUY USD SELL GBP - SLEH00SZ	Bond Hedge - GBP - G6428#AA8	D PART 1	Currency	BARC	11/21/2018	01/15/2031		24,283,900	1.2781			193,456	1,105,800		3,050,364	(220,400)				328,088	N/A	0001
TO BUY USD SELL GBP - SL9K0TRG	Bond Hedge - GBP - G5600#AM4	D PART 1	Currency	BARC	03/17/2021	04/28/2036		11,816,700	1.3902			152,171	1,447,550		2,081,345	(98,600)				209,634	N/A	0001
TO BUY USD SELL GBP - SL4HLDJ	Bond Hedge - GBP - G2685#AL3	D PART 1	Currency	BARC	08/05/2020	11/22/2035		19,707,000	1.3138			58,904	1,408,500		1,658,626	(174,000)				343,549	N/A	0001
TO BUY USD SELL JPY - SL9K12AD	Bond Hedge - JPY - 74346GB*2	D PART 1	Currency	JPMO	06/02/2022	07/26/2032		29,266,790	0.0077			1,001,983	3,825,790		1,858,171	3,541,600				434,839	N/A	0001
TO BUY USD SELL EUR - SLEH0U68	Bond Hedge - EUR - N5269#AB4	D PART 1	Currency	JPMO	08/11/2021	08/20/2031		35,199,000	1.1733			631,433	3,480,000		3,914,104	396,000				494,539	N/A	0001
TO BUY USD SELL EUR - SLLB01PE	Bond Hedge - EUR - G4936#AB8	D PART 1	Currency	JPMO	02/20/2020	05/19/2032		12,984,000	1.0820			122,649	296,400		809,150	158,400				190,867	N/A	0001
TO BUY USD SELL NOK - SL8J2SHB	Bond Hedge - NOK - R3000#AE1	D PART 1	Currency	JPMO	06/29/2017	07/27/2027		29,157,989	0.1190			300,348	6,252,449		6,049,490	2,084,705				285,220	N/A	0001
TO BUY USD SELL AUD - SLYN19VZ	Bond Hedge - AUD - Q2600#AE0	D PART 1	Currency	JPMO	11/17/2021	01/12/2032		21,813,000	0.7271			(152,459)	2,508,000		1,513,285	1,134,000				314,084	N/A	0001
TO BUY USD SELL AUD - SL334P10	Bond Hedge - AUD - Q3973*AA7	D PART 1	Currency	JPMO	05/15/2019	07/01/2024		24,237,500	0.6925			125,062	1,715,000		1,566,595	1,323,000				105,382	N/A	0001
TO BUY USD SELL AUD - SL4F5156	Bond Hedge - AUD - G5011#AB0	D PART 1	Currency	JPMO	06/22/2017	08/11/2027		22,644,000	0.7548			(55,990)	3,339,000		2,601,274	1,134,000				222,687	N/A	0001
TO BUY USD SELL CAD - SLYV00M6	Bond Hedge - CAD - 39072#AB3	D PART 1	Currency	JPMO	12/12/2022	11/30/2029		13,615,218	0.7314			49,428	(95,230)		90,969	33,202				169,171	N/A	0001
TO BUY USD SELL EUR - SL6J30XX	Bond Hedge - EUR - 887389E89	D PART 1	Currency	JPMO	08/22/2017	09/07/2027		12,930,500	1.1755			277,632	1,300,200		1,457,252	145,200				128,372	N/A	0001
TO BUY USD SELL EUR - SL4036F	Bond Hedge - EUR - 48021#PA9	D PART 1	Currency	JPMO	06/07/2017	06/27/2027		22,530,000	1.1265			231,837	1,384,000		1,700,053	264,000				218,006	N/A	0001
TO BUY USD SELL EUR - SLGROCA	Bond Hedge - EUR - B7000*AH6	D PART 1	Currency	JPMO	05/25/2022	06/15/2032		42,668,000	1.0667			686,579	376,000		782,467	528,000				629,906	N/A	0001
TO BUY USD SELL EUR - SLK00H65	Bond Hedge - EUR - G5001#AB5	D PART 1	Currency	JPMO	06/14/2023	08/21/2033		27,070,000	1.0828				637,500		(112,549)	637,500				425,898	N/A	0001
TO BUY USD SELL EUR - SLZE0TNY	Bond Hedge - EUR - F9731#AK3	D PART 1	Currency	JPMO	10/21/2021	11/30/2036		13,974,600	1.1646			126,121	1,287,000		1,767,372	158,400				253,677	N/A	0001

E06.3

STATEMENT AS OF SEPTEMBER 30, 2023 OF THE GUARDIAN LIFE INSURANCE COMPANY OF AMERICA

SCHEDULE DB - PART A - SECTION 1

Showing all Options, Caps, Floors, Collars, Swaps and Forwards Open as of Current Statement Date

1	2	3	4	5	6	7	8	9	10	11	12	13	14	15	16	17	18	19	20	21	22	23
Description	Description of Item(s) Hedged, Used for Income Generation or Replicated	Schedule/ Exhibit Identifier	Type(s) of Risk(s) (a)	Exchange, Counterparty or Central Clearinghouse	Trade Date	Date of Maturity or Expiration	Number of Contracts	Notional Amount	Strike Price, Rate or Index Received (Paid)	Cumulative Prior Year(s) Initial Cost of Un-discounted Premium (Received) Paid	Current Year Initial Cost of Un-discounted Premium (Received) Paid	Current Year Income	Book/ Adjusted Carrying Value	Code	Fair Value	Unrealized Valuation Increase/ (Decrease)	Total Foreign Exchange Change in B./A.C.V.	Current Year's (Amortization)/ Accretion	Adjustment to Carrying Value of Hedged Item	Potential Exposure	Credit Quality of Reference Entity	Hedge Effectiveness at Inception and at Quarter-end (b)
TO BUY USD SELL EUR - SL4W6F1F	Bond Hedge - EUR - 786455B#1	D PART 1	Currency	JPMO 7H6GLXDRUGGFU57RNE97	10/16/2019	10/29/2026	19,882,800	1.1046				211,561	851,400		1,142,133	237,600				174,610	N/A	0001
TO BUY USD SELL EUR - SL6K1C89	Bond Hedge - EUR - L4801*AA8	D PART 1	Currency	JPMO 7H6GLXDRUGGFU57RNE97	06/28/2022	07/13/2027	10,530,000	1.0530				148,327	(43,000)		(36,758)	132,000				102,486	N/A	0001
TO BUY USD SELL EUR - SLGROCXD	Bond Hedge - EUR - N7660#A20	D PART 1	Currency	JPMO 7H6GLXDRUGGFU57RNE97	05/25/2022	06/08/2034	37,373,000	1.0678				271,995	367,500		671,582	462,000				611,212	N/A	0001
TO BUY USD SELL EUR - SL1T40GP	Bond Hedge - EUR - L0175#AE2	D PART 1	Currency	JPMO 7H6GLXDRUGGFU57RNE97	10/02/2019	09/30/2031	9,850,500	1.0945				206,003	334,800		784,942	118,800				139,379	N/A	0001
TO BUY USD SELL EUR - SLK70323	Bond Hedge - EUR - F8494#AC0	D PART 1	Currency	JPMO 7H6GLXDRUGGFU57RNE97	03/10/2021	04/14/2031	23,824,000	1.1912				248,466	2,678,000		3,339,701	264,000				327,205	N/A	0001
TO BUY USD SELL EUR - SLOG17ZQ	Bond Hedge - EUR - B9550#AA9	D PART 1	Currency	JPMO 7H6GLXDRUGGFU57RNE97	04/05/2017	12/07/2027	31,995,000	1.0665				347,007	276,000		1,111,198	396,000				327,530	N/A	0001
TO BUY USD SELL EUR - SLPU290G	Bond Hedge - EUR - B7000*AD5	D PART 1	Currency	JPMO 7H6GLXDRUGGFU57RNE97	03/17/2021	06/23/2036	19,050,400	1.1907				209,817	2,133,600		3,405,020	211,200				340,017	N/A	0001
TO BUY USD SELL EUR - SLPU290D	Bond Hedge - EUR - B7000*AA1	D PART 1	Currency	JPMO 7H6GLXDRUGGFU57RNE97	03/17/2021	04/27/2031	5,953,250	1.1907				61,540	666,750		830,167	66,000				81,956	N/A	0001
TO BUY USD SELL GBP - SLY00CB8	Bond Hedge - GBP - G6462*AC5	D PART 1	Currency	JPMO 7H6GLXDRUGGFU57RNE97	09/18/2018	11/28/2033	19,746,000	1.3164				166,616	1,447,500		3,374,788	(174,000)				314,895	N/A	0001
TO BUY USD SELL GBP - SLMH2DU0	Bond Hedge - GBP - G8279#AA6	D PART 1	Currency	JPMO 7H6GLXDRUGGFU57RNE97	02/26/2019	09/16/2031	13,164,000	1.3164				193,185	965,000		1,829,310	(116,000)				185,816	N/A	0001
TO BUY USD SELL GBP - SLFHW60	Bond Hedge - GBP - G4569#AB0	D PART 1	Currency	JPMO 7H6GLXDRUGGFU57RNE97	06/18/2021	09/16/2036	15,242,700	1.3857				174,015	1,823,800		2,443,458	(127,600)				274,531	N/A	0001
TO BUY USD SELL GBP - SLEH02ZR	Bond Hedge - GBP - G6970*AY2	D PART 1	Currency	JPMO 7H6GLXDRUGGFU57RNE97	02/10/2022	06/30/2034	6,790,000	1.3580				59,613	690,500		844,295	(58,000)				111,359	N/A	0001
TO BUY USD SELL GBP - SLOW02M6	Bond Hedge - GBP - G2730#AF9	D PART 1	Currency	JPMO 7H6GLXDRUGGFU57RNE97	10/31/2018	01/31/2029	12,767,000	1.2767				212,136	568,000		1,450,759	(116,000)				147,585	N/A	0001
TO BUY USD SELL GBP - SL324LDX	Bond Hedge - GBP - G0827#BK5	D PART 1	Currency	JPMO 7H6GLXDRUGGFU57RNE97	05/23/2017	08/23/2027	19,467,000	1.2978				274,624	1,168,500		1,977,018	(174,000)				192,255	N/A	0001
TO BUY USD SELL GBP - SL5455SR	Bond Hedge - GBP - 756109A*5	D PART 1	Currency	JPMO 7H6GLXDRUGGFU57RNE97	05/08/2019	05/22/2034	29,890,800	1.2996				198,240	1,833,100		4,126,420	(266,800)				487,780	N/A	0001
TO BUY USD SELL GBP - SL325X57	Bond Hedge - GBP - 756109B*4	D PART 1	Currency	JPMO 7H6GLXDRUGGFU57RNE97	03/30/2022	06/30/2032	26,346,000	1.3173				110,648	1,948,000		2,819,399	(232,000)				389,861	N/A	0001
TO BUY USD SELL GBP - SLFH044J	Bond Hedge - GBP - G9075*AA2	D PART 1	Currency	JPMO 7H6GLXDRUGGFU57RNE97	11/15/2018	02/28/2028	38,367,000	1.2789				665,350	1,770,000		4,084,064	(348,000)				403,272	N/A	0001
TO BUY USD SELL GBP - SL4H3VD0	Bond Hedge - GBP - G7737#AC8	D PART 1	Currency	JPMO 7H6GLXDRUGGFU57RNE97	01/25/2018	03/14/2030	18,577,000	1.4290				336,652	2,718,300		3,805,713	(150,800)				236,086	N/A	0001
TO BUY USD SELL EUR - SLOE12JY	Bond Hedge - EUR - G7605#AA1	D PART 1	Currency	BARC 65GSEF7VJP5170UK5573	09/13/2017	10/18/2032	4,331,273	1.1911				45,620	486,545		552,074	93,091				65,186	N/A	0001
TO BUY USD SELL GBP - SL214PJ1	Bond Hedge - GBP - G2616#AA1	D PART 1	Currency	BANK OF AMERICA CU00019DJT3UX1J1ZJ14WX 0774	07/01/2022	07/27/2027	8,403,500	1.2005				32,586	(135,800)		46,144	(81,200)				82,202	N/A	0001
TO BUY USD SELL GBP - SL4Q5YC5	Bond Hedge - GBP - B1000#AA0	D PART 1	Currency	BARC 65GSEF7VJP5170UK5573	01/28/2021	03/03/2028	23,324,000	1.3720				207,719	2,585,700		2,940,327	(197,200)				245,461	N/A	0001
TO BUY USD SELL GBP - SLK700TV	Bond Hedge - GBP - G1151#AA2	D PART 1	Currency	BARC 65GSEF7VJP5170UK5573	11/19/2020	02/17/2028	17,205,500	1.3235				97,612	1,346,800		1,504,037	(150,800)				180,228	N/A	0001
TO BUY USD SELL EUR - SL33546M	Bond Hedge - EUR - D5472#AJ9	D PART 1	Currency	JPMO 7H6GLXDRUGGFU57RNE97	10/29/2020	01/28/2026	17,503,500	1.1669				210,014	1,644,000		1,382,606	198,000				133,711	N/A	0001
1039999999	Subtotal - Swaps - Hedging Effective Excluding Variable Annuity Guarantees Under SSAP No.108 - Other											20,945,529	158,682,529	XXX	186,556,192	28,415,946				29,623,455	XXX	XXX
1049999999	Subtotal - Swaps - Hedging Effective Excluding Variable Annuity Guarantees Under SSAP No.108											20,945,529	158,682,529	XXX	186,556,192	28,415,946				29,623,455	XXX	XXX
1109999999	Subtotal - Swaps - Hedging Effective Variable Annuity Guarantees Under SSAP No.108													XXX							XXX	XXX
1169999999	Subtotal - Swaps - Hedging Other													XXX							XXX	XXX
1229999999	Subtotal - Swaps - Replication													XXX							XXX	XXX
1289999999	Subtotal - Swaps - Income Generation													XXX							XXX	XXX
1349999999	Subtotal - Swaps - Other													XXX							XXX	XXX
1359999999	Total Swaps - Interest Rate													XXX							XXX	XXX
1369999999	Total Swaps - Credit Default													XXX							XXX	XXX
1379999999	Total Swaps - Foreign Exchange													XXX							XXX	XXX
1389999999	Total Swaps - Total Return													XXX							XXX	XXX

EO6.4

STATEMENT AS OF SEPTEMBER 30, 2023 OF THE GUARDIAN LIFE INSURANCE COMPANY OF AMERICA

SCHEDULE DB - PART A - SECTION 1

Showing all Options, Caps, Floors, Collars, Swaps and Forwards Open as of Current Statement Date

1	2	3	4	5	6	7	8	9	10	11	12	13	14	15	16	17	18	19	20	21	22	23	
Description	Description of Item(s) Hedged, Used for Income Generation or Replicated	Schedule/ Exhibit Identifier	Type(s) of Risk(s) (a)	Exchange, Counterparty or Central Clearinghouse	Trade Date	Date of Maturity or Expiration	Number of Contracts	Notional Amount	Strike Price, Rate or Index Received (Paid)	Cumulative Prior Year(s) Initial Cost of Un-discounted Premium (Received) Paid	Current Year Initial Cost of Un-discounted Premium (Received) Paid	Current Year Income	Book/ Adjusted Carrying Value	Code	Fair Value	Unrealized Valuation Increase/ (Decrease)	Total Foreign Exchange Change in B./A.C.V.	Current Year's (Amortization)/ Accretion	Adjustment to Carrying Value of Hedged Item	Potential Exposure	Credit Quality of Reference Entity	Hedge Effectiveness at Inception and at Quarter-end (b)	
1399999999	Total Swaps - Other											20,945,529	158,682,529	XXX	186,556,192	28,415,946				29,623,455	XXX	XXX	
1409999999	Total Swaps											20,945,529	158,682,529	XXX	186,556,192	28,415,946				29,623,455	XXX	XXX	
1479999999	Subtotal - Forwards													XXX								XXX	XXX
1509999999	Subtotal - SSAP No. 108 Adjustments													XXX								XXX	XXX
1689999999	Subtotal - Hedging Effective Excluding Variable Annuity Guarantees Under SSAP No.108									2,255,889	7,928,211	20,945,529	169,803,522	XXX	197,677,185	29,352,839				30,661,634	XXX	XXX	
1699999999	Subtotal - Hedging Effective Variable Annuity Guarantees Under SSAP No.108													XXX								XXX	XXX
1709999999	Subtotal - Hedging Other													XXX								XXX	XXX
1719999999	Subtotal - Replication													XXX								XXX	XXX
1729999999	Subtotal - Income Generation													XXX								XXX	XXX
1739999999	Subtotal - Other													XXX								XXX	XXX
1749999999	Subtotal - Adjustments for SSAP No. 108 Derivatives													XXX								XXX	XXX
1759999999	Totals									2,255,889	7,928,211	20,945,529	169,803,522	XXX	197,677,185	29,352,839				30,661,634	XXX	XXX	

(a)

Code	Description of Hedged Risk(s)

(b)

Code	Financial or Economic Impact of the Hedge at the End of the Reporting Period
0001	HEDGE CURRENCY RISK OF PRIVATE PLACEMENT BONDS
0002	DIVIDEND LIABILITY

E06.5

STATEMENT AS OF SEPTEMBER 30, 2023 OF THE GUARDIAN LIFE INSURANCE COMPANY OF AMERICA

SCHEDULE DB - PART B - SECTION 1

Futures Contracts Open as of the Current Statement Date

1	2	3	4	5	6	7	8	9	10	11	12	13	14	Highly Effective Hedges			18	19	20	21	22
														15	16	17					
Ticker Symbol	Number of Contracts	Notional Amount	Description	Description of Item(s) Hedged, Used for Income Generation or Replicated	Schedule/ Exhibit Identifier	Type(s) of Risk(s) (a)	Date of Maturity or Expiration	Exchange	Trade Date	Transaction Price	Reporting Date Price	Fair Value	Book/ Adjusted Carrying Value	Cumulative Variation Margin	Deferred Variation Margin	Change in Variation Margin Gain (Loss) Used to Adjust Basis of Hedged Item	Cumulative Variation Margin for All Other Hedges	Change in Variation Margin Gain (Loss) Recognized in Current Year	Potential Exposure	Hedge Effectiveness at Inception and at Quarter-end (b)	Value of One (1) Point
ESZ3	693	149,878,575	DEC 2023 S&P EMINI FUTURES	COMPANY PLAN HEDGE	LIABILITIES	Equity/Index	12/15/2023	CME	LCZ7XYGSLJHFXXND90	.09/11/2023	4,511.0500	4,325.5000	(415,800)			(6,429,308)	(6,429,308)		7,761,600	98/98	50
FAZ3	141	35,537,640	DEC 2023 S&P MID 400 MINI FUTURES	COMPANY PLAN HEDGE	LIABILITIES	Equity/Index	12/15/2023	CME	LCZ7XYGSLJHFXXND90	.09/11/2023	2,601.6337	2,520.4000	(155,100)			(1,145,395)	(1,145,395)		2,030,400	100/100	100
RTYZ3	392	35,252,560	DEC 2023 RUSSELL 2000 EMINI FUTURES	COMPANY PLAN HEDGE	LIABILITIES	Equity/Index	12/15/2023	CME	LCZ7XYGSLJHFXXND90	.09/11/2023	1,871.6900	1,798.6000	(205,800)			(1,432,560)	(1,432,560)		2,430,400	100/100	50
MFSZ3	332	33,888,900	DEC 2023 MINI MSC1 EAFE INDEX FUTURES	COMPANY PLAN HEDGE	LIABILITIES	Equity/Index	12/15/2023	ICE	T330E4AS4QXXS2T7X50	.09/11/2023	2,112.1000	2,041.5000	(117,860)			(1,171,960)	(1,171,960)		1,249,980	99/98	50
MESZ3	386	18,441,150	DEC 2023 MINI MSC1 EMRG MKT FUTURES	COMPANY PLAN HEDGE	LIABILITIES	Equity/Index	12/15/2023	ICE	T330E4AS4QXXS2T7X50	.09/11/2023	987.8000	955.5000				(623,390)	(623,390)		787,054	97/98	50
1519999999. Subtotal - Long Futures - Hedging Effective Excluding Variable Annuity Guarantees Under SSAP No.108													(894,560)		(10,802,613)	(10,802,613)		14,259,434	XXX	XXX	
1579999999. Subtotal - Long Futures													(894,560)		(10,802,613)	(10,802,613)		14,259,434	XXX	XXX	
TYZ3	256	27,664,000	US 10YR NOTE FUTURES	FUNDING AGREEMENT	SCH D1	Interest Rate	12/19/2023	CBT	LCZ7XYGSLJHFXXND88	.08/24/2023	109.1254	108.0625	(52,000)	(579,907)		(579,907)			512,000	0002	1,000
1589999999. Subtotal - Short Futures - Hedging Effective Excluding Variable Annuity Guarantees Under SSAP No.108													(52,000)		(579,907)	(579,907)		512,000	XXX	XXX	
1649999999. Subtotal - Short Futures													(52,000)		(579,907)	(579,907)		512,000	XXX	XXX	
1679999999. Subtotal - SSAP No. 108 Adjustments																				XXX	XXX
1689999999. Subtotal - Hedging Effective Excluding Variable Annuity Guarantees Under SSAP No.108													(946,560)		(579,907)	(11,382,519)	(10,802,613)		14,771,434	XXX	XXX
1699999999. Subtotal - Hedging Effective Variable Annuity Guarantees Under SSAP No.108																				XXX	XXX
1709999999. Subtotal - Hedging Other																				XXX	XXX
1719999999. Subtotal - Replication																				XXX	XXX
1729999999. Subtotal - Income Generation																				XXX	XXX
1739999999. Subtotal - Other																				XXX	XXX
1749999999. Subtotal - Adjustments for SSAP No. 108 Derivatives																				XXX	XXX
1759999999 - Totals													(946,560)		(579,907)	(11,382,519)	(10,802,613)		14,771,434	XXX	XXX

E07

Broker Name	Beginning Cash Balance	Cumulative Cash Change	Ending Cash Balance
Goldman Sachs	5,664,363	6,579,619	12,243,982
JPMorgan Securities	15,899,888	(39,080)	15,860,808
Total Net Cash Deposits	21,564,251	6,540,539	28,104,790

(a)

Code	Description of Hedged Risk(s)

(b)

Code	Financial or Economic Impact of the Hedge at the End of the Reporting Period
0002	Hedge interest rate risk

STATEMENT AS OF SEPTEMBER 30, 2023 OF THE GUARDIAN LIFE INSURANCE COMPANY OF AMERICA

SCHEDULE DB - PART D - SECTION 2

Collateral for Derivative Instruments Open as of Current Statement Date

Collateral Pledged by Reporting Entity

1 Exchange, Counterparty or Central Clearinghouse	2 Type of Asset Pledged	3 CUSIP Identification	4 Description	5 Fair Value	6 Par Value	7 Book/Adjusted Carrying Value	8 Maturity Date	9 Type of Margin (I, V or IV)
GOLDMAN SACHS & CO	Treasury	FOR8UP27PHTHYVLBN30	US TREASURY	12,797,891	13,000,000	12,961,281	01/31/2025	I
JPMorgan Chase Bank	Treasury	7H6GLXDRUGGFU57PNE97	US TREASURY	15,751,250	16,000,000	15,952,345	01/31/2025	I
0199999999 - Total				28,549,141	29,000,000	28,913,626	XXX	XXX

Collateral Pledged to Reporting Entity

1 Exchange, Counterparty or Central Clearinghouse	2 Type of Asset Pledged	3 CUSIP Identification	4 Description	5 Fair Value	6 Par Value	7 Book/Adjusted Carrying Value	8 Maturity Date	9 Type of Margin (I, V or IV)
NONE								
0299999999 - Total						XXX	XXX	XXX

E09

Schedule DB - Part E - Derivatives Hedging Variable Annuity Guarantees

N O N E

STATEMENT AS OF SEPTEMBER 30, 2023 OF THE GUARDIAN LIFE INSURANCE COMPANY OF AMERICA

SCHEDULE DL - PART 1
SECURITIES LENDING COLLATERAL ASSETS

Reinvested Collateral Assets Owned Current Statement Date

(Securities lending collateral assets reported in aggregate on Line 10 of the Assets page and not included on Schedules A, B, BA, D, DB and E)

Table with 7 columns: 1 CUSIP Identification, 2 Description, 3 Code, 4 NAIC Designation, NAIC Designation Modifier and SVO Administrative Symbol, 5 Fair Value, 6 Book/Adjusted Carrying Value, 7 Maturity Date. The table lists numerous bond entries with their respective values and maturity dates, ending with summary rows for various bond categories.

**SCHEDULE DL - PART 1
SECURITIES LENDING COLLATERAL ASSETS**

Reinvested Collateral Assets Owned Current Statement Date

(Securities lending collateral assets reported in aggregate on Line 10 of the Assets page and not included on Schedules A, B, BA, D, DB and E)

1 CUSIP Identification	2 Description	3 Code	4 NAIC Designation, NAIC Designation Modifier and SVO Administrative Symbol	5 Fair Value	6 Book/Adjusted Carrying Value	7 Maturity Date
2439999999. Total - Commercial Mortgage-Backed Securities						XXX
2449999999. Total - Other Loan-Backed and Structured Securities						XXX
2459999999. Total - SVO Identified Funds						XXX
2469999999. Total - Affiliated Bank Loans						XXX
2479999999. Total - Unaffiliated Bank Loans						XXX
2489999999. Total - Unaffiliated Certificates of Deposit						XXX
2509999999. Total Bonds				140,835,538	169,396,656	XXX
4109999999. Total - Preferred Stocks (Schedule D, Part 2, Section 1 type) - Industrial and Miscellaneous (Unaffiliated)						XXX
4409999999. Total - Preferred Stocks (Schedule D, Part 2, Section 1 type) - Parent, Subsidiaries and Affiliates						XXX
4509999999. Total - Preferred Stocks (Schedule D, Part 2, Section 1 type)						XXX
5109999999. Total - Common Stocks (Schedule D, Part 2, Section 2 type) - Industrial and Miscellaneous (Unaffiliated)						XXX
5409999999. Total - Common Stocks (Schedule D, Part 2, Section 2 type) - Mutual Funds						XXX
5609999999. Total - Common Stocks (Schedule D, Part 2, Section 2 type) - Unit Investment Trusts						XXX
5809999999. Total - Common Stocks (Schedule D, Part 2, Section 2 type) - Closed-End Funds						XXX
5979999999. Total - Common Stocks (Schedule D, Part 2, Section 2 type) - Parent, Subsidiaries and Affiliates						XXX
5989999999. Total - Common Stocks (Schedule D, Part 2, Section 2 type)						XXX
5999999999. Total - Preferred and Common Stocks						XXX
BOFAS-CU-9	BOFA SECURITIES, INC	LS	1.D	48,882,914	48,882,914	10/02/2023
CANTOR-FI-7	CANTOR FITZGERALD & CO	LS	1.A	25,000,000	25,000,000	10/02/2023
316175-10-8	FIGXX FID INST GOVT LEX	LS	1.A	15,000,000	15,000,000	10/02/2023
38141W-27-3	Goldman Sachs Fin Square Govt Fd	LS	1.A	10,000,000	10,000,000	10/02/2023
61747C-70-7	MS GOVT US LEX	LS	1.A	25,000,000	25,000,000	10/02/2023
NATIVES-TM-7	NATWEST MARKETS SECURITIES INC	LS	1.A	10,000,000	10,000,000	10/02/2023
NOMURA-SE-2	NOMURA SECURITIES	LS	1.A	75,000,000	75,000,000	10/02/2023
RBCCAP-IT-0	RBC CAPITAL MKS	LS	1.A	30,000,000	30,000,000	10/02/2023
74926P-69-6	RBC US GOVT MONEY MKT FUND	LS	1.A	5,000,000	5,000,000	10/02/2023
857492-70-6	STATE STREET INST US GOVT FUND	LS	1.A	15,000,000	15,000,000	10/02/2023
TDPRIM-ES-2	TD PRIME SVCS	LS	1.A	105,000,000	105,000,000	10/02/2023
BOFASC-UR-0	BOFA SECURITIES, INC	LS	1.D	100,000,000	100,000,000	11/03/2023
CITIGR-OU-0	CITIGROUP GLOBAL MARKETS INC	LS	1.D	100,000,000	100,000,000	11/30/2023
CITIGR-PG-0	CITIGROUP GLOBAL MARKETS INC	LS	1.D	40,000,000	40,000,000	10/06/2023
INGFIN-AN-1	ING FINANCIAL MARKETS LLC RPEQ	LS	1.D	85,000,000	85,000,000	11/03/2023
NATION-AL-0	NATIONAL BANK FINANCIAL INC	LS	1.A	28,000,000	28,000,000	10/02/2023
NATLBA-NK-3	NATIONAL BANK OF CANADA	LS	1.D	75,000,000	75,000,000	10/06/2023
ROYALB-AN-2	ROYAL BANK CANADA TORONTO	LS	1.A	150,000,000	150,000,000	11/03/2023
9709999999. Subtotal - Cash Equivalents (Schedule E Part 2 type)				941,882,914	941,882,914	XXX
9999999999 - Totals				1,082,718,452	1,111,279,570	XXX

General Interrogatories:

- Total activity for the year Fair Value \$ 1,082,718,452 Book/Adjusted Carrying Value \$ 1,111,279,570
- Average balance for the year Fair Value \$ 783,488,485 Book/Adjusted Carrying Value \$ 791,735,903
- Reinvested securities lending collateral assets book/adjusted carrying value included in this schedule by NAIC designation:
 NAIC 1 \$ 1,111,279,570 NAIC 2 \$ NAIC 3 \$ NAIC 4 \$ NAIC 5 \$ NAIC 6 \$

Schedule DL - Part 2 - Reinvested Collateral Assets Owned

N O N E

STATEMENT AS OF SEPTEMBER 30, 2023 OF THE GUARDIAN LIFE INSURANCE COMPANY OF AMERICA

SCHEDULE E - PART 1 - CASH

Month End Depository Balances

1 Depository	2 Code	3 Rate of Interest	4 Amount of Interest Received During Current Quarter	5 Amount of Interest Accrued at Current Statement Date	Book Balance at End of Each Month During Current Quarter			9 *
					6 First Month	7 Second Month	8 Third Month	
JP Morgan Chase New York, NY		4.750	99,881		51,449,821	75,173,937	79,995,263	.XXX.
Bank of America New York, NY					(128,440,125)	(129,363,545)	(127,545,469)	.XXX.
PNC Pittsburgh, PA		2.950	29,895		18,130,831	20,152,832	16,259,796	.XXX.
Wells Fargo San Francisco, CA					(1,692,337)	(1,750,198)	(1,615,521)	.XXX.
Bank of NY Mellon Pittsburgh, PA					(305,142)	(51,836)	17,349	.XXX.
Cash Other					405,869	407,240	408,412	.XXX.
0199998. Deposits in ... depositories that do not exceed the allowable limit in any one depository (See instructions) - Open Depositories	XXX	XXX						XXX
0199999. Totals - Open Depositories	XXX	XXX	129,776		(60,451,082)	(35,431,570)	(32,480,170)	XXX
0299998. Deposits in ... depositories that do not exceed the allowable limit in any one depository (See instructions) - Suspended Depositories	XXX	XXX						XXX
0299999. Totals - Suspended Depositories	XXX	XXX						XXX
0399999. Total Cash on Deposit	XXX	XXX	129,776		(60,451,082)	(35,431,570)	(32,480,170)	XXX
0499999. Cash in Company's Office	XXX	XXX	XXX	XXX				XXX
.....								
.....								
.....								
.....								
.....								
.....								
0599999. Total - Cash	XXX	XXX	129,776		(60,451,082)	(35,431,570)	(32,480,170)	XXX

STATEMENT AS OF SEPTEMBER 30, 2023 OF THE GUARDIAN LIFE INSURANCE COMPANY OF AMERICA

SCHEDULE E - PART 2 - CASH EQUIVALENTS

Show Investments Owned End of Current Quarter

1	2	3	4	5	6	7	8	9
CUSIP	Description	Code	Date Acquired	Rate of Interest	Maturity Date	Book/Adjusted Carrying Value	Amount of Interest Due and Accrued	Amount Received During Year
0109999999	Total - U.S. Government Bonds							
0309999999	Total - All Other Government Bonds							
0509999999	Total - U.S. States, Territories and Possessions Bonds							
0709999999	Total - U.S. Political Subdivisions Bonds							
0909999999	Total - U.S. Special Revenues Bonds							
	ARIZONA PUBLIC SERVICE UTILITY - ELECTRIC		09/29/2023	5.400	10/02/2023	9,808,529		2,943
	ATLANTIC CITY ELECTRIC UTILITY - ELECTRIC		09/29/2023	5.420	10/02/2023	14,820,768		4,463
	ATMOS ENERGY CORPORATION UTILITY - GAS		09/28/2023	5.410	10/03/2023	10,696,784		3,216
	AUTONATION INC INDUSTRIAL		09/29/2023	5.850	10/02/2023	19,496,831		6,338
	AUTOZONE INC INDUSTRIAL		09/28/2023	5.410	10/03/2023	4,998,497		2,254
	AUTOZONE INC INDUSTRIAL		09/28/2023	5.410	10/03/2023	2,749,173		1,240
	AVALONBAY COMMUNITIES FINANCIAL		09/29/2023	5.400	10/02/2023	39,994,000		12,000
	AVANGRID INC UTILITY - ELECTRIC		09/29/2023	5.420	10/02/2023	17,497,365		5,269
	AVIATION CAPITAL GROUP FINANCIAL		09/29/2023	5.870	10/02/2023	4,999,185		1,631
	AVIATION CAPITAL GROUP FINANCIAL		09/29/2023	5.870	10/02/2023	44,992,663		14,675
	BAXTER INTERNATIONAL INDUSTRIAL		09/28/2023	5.450	10/03/2023	14,605,576		6,635
	CHESHAM FIN LTD/FIN LLC SPECIAL PURPOSE		09/29/2023	5.330	10/02/2023	10,498,445		3,109
	CONAGRA BRANDS INC INDUSTRIAL		09/29/2023	5.650	10/02/2023	49,992,153		15,694
	DTE GAS COMPANY UTILITY - GAS		09/29/2023	5.430	10/03/2023	2,499,246		754
	DTE GAS COMPANY UTILITY - GAS		09/29/2023	5.430	10/03/2023	29,990,950		9,050
	DARDEN RESTAURANTS INDUSTRIAL		09/29/2023	5.400	10/02/2023	9,998,500		3,000
	DOMINION ENERGY SOUTH UTILITY - ELECTRIC		09/28/2023	5.470	10/02/2023	19,996,961		9,117
	DOVER CORP INDUSTRIAL		09/28/2023	5.390	10/03/2023	29,991,017		13,475
	ENERGY TRANSFER LP GAS TRANSMISSION		09/29/2023	5.750	10/02/2023	49,992,014		15,972
	ENTERPRISE PRODUCTS OPER INDUSTRIAL		09/29/2023	5.400	10/02/2023	49,992,500		15,000
	EQUITABLE SHORT TERM FUN SPECIAL PURPOSE		09/29/2023	5.400	10/24/2023	23,817,545		7,170
	EXELON CORPORATION UTILITY - ELECTRIC		09/29/2023	5.400	10/02/2023	49,992,500		15,000
	FIDELITY NATL INFO SERV INDUSTRIAL		09/29/2023	5.450	10/02/2023	6,499,016		1,968
	FIDELITY NATL INFO SERV INDUSTRIAL		09/29/2023	5.450	10/02/2023	21,496,745		6,510
	FIDELITY NATL INFO SERV INDUSTRIAL		09/29/2023	5.450	10/02/2023	17,997,275		5,450
	GENERAL MOTORS FINL CO FINANCIAL		09/29/2023	5.450	10/02/2023	12,498,108		3,785
	GENERAL MOTORS FINL CO FINANCIAL		09/29/2023	5.450	10/02/2023	21,746,707		6,585
	GLOBAL PAYMENTS INC INDUSTRIAL		09/29/2023	5.960	10/02/2023	34,494,288		11,423
	GLOBAL PAYMENTS INC INDUSTRIAL		09/29/2023	5.960	10/02/2023	12,997,848		4,304
	GLOBAL PAYMENTS INC INDUSTRIAL		09/29/2023	5.960	10/02/2023	2,499,586		828
	HUMANA INC INDUSTRIAL		09/29/2023	5.450	10/02/2023	49,992,431		15,139
	INGREDION INC INDUSTRIAL		09/29/2023	5.420	10/02/2023	19,996,989		6,022
	KINDER MORGAN INC INDUSTRIAL		09/29/2023	5.450	10/02/2023	49,992,431		15,139
	LEGGETT & PLATT INC INDUSTRIAL		09/29/2023	5.450	10/02/2023	14,997,729		4,542
	LEGGETT & PLATT INC INDUSTRIAL		09/29/2023	5.450	10/02/2023	24,996,215		7,569
	MARATHON OIL CORP INDUSTRIAL		09/29/2023	5.950	10/02/2023	20,996,529		6,942
	MARATHON OIL CORP INDUSTRIAL		09/29/2023	5.950	10/02/2023	28,995,207		9,586
	TARGA RESOURCES CORP INDUSTRIAL		09/29/2023	6.000	10/02/2023	49,991,667		16,667
	WEC ENERGY GROUP INC UTILITY - ELECTRIC		09/28/2023	5.440	10/03/2023	49,984,889		22,667
1019999999	Subtotal - Bonds - Industrial and Miscellaneous (Unaffiliated) - Issuer Obligations					951,594,862		313,131
1109999999	Total - Industrial and Miscellaneous (Unaffiliated) Bonds					951,594,862		313,131
1309999999	Total - Hybrid Securities							
	GIS Credit Line	LS	09/30/2023		12/31/2023	143,700,000		
1419999999	Subtotal - Bonds - Parent, Subsidiaries and Affiliates - Issuer Obligations					143,700,000		
1509999999	Total - Parent, Subsidiaries and Affiliates Bonds					143,700,000		
1909999999	Subtotal - Unaffiliated Bank Loans							
2419999999	Total - Issuer Obligations					1,095,294,862		313,131
2429999999	Total - Residential Mortgage-Backed Securities							
2439999999	Total - Commercial Mortgage-Backed Securities							
2449999999	Total - Other Loan-Backed and Structured Securities							

STATEMENT AS OF SEPTEMBER 30, 2023 OF THE GUARDIAN LIFE INSURANCE COMPANY OF AMERICA

SCHEDULE E - PART 2 - CASH EQUIVALENTS

Show Investments Owned End of Current Quarter

1 CUSIP	2 Description	3 Code	4 Date Acquired	5 Rate of Interest	6 Maturity Date	7 Book/Adjusted Carrying Value	8 Amount of Interest Due and Accrued	9 Amount Received During Year
	2459999999. Total - SVO Identified Funds							
	2469999999. Total - Affiliated Bank Loans							
	2479999999. Total - Unaffiliated Bank Loans							
	2509999999. Total Bonds					1,095,294,862		313,131
	8609999999 - Total Cash Equivalents					1,095,294,862		313,131