



LIFE, ACCIDENT AND HEALTH COMPANIES/FRATERNAL BENEFIT SOCIETIES - ASSOCIATION EDITION

# QUARTERLY STATEMENT

AS OF SEPTEMBER 30, 2024  
OF THE CONDITION AND AFFAIRS OF THE

## GUARDIAN LIFE INSURANCE COMPANY OF AMERICA

NAIC Group Code 0429 0429 NAIC Company Code 64246 Employer's ID Number 13-5123390  
(Current) (Prior)

Organized under the Laws of New York, State of Domicile or Port of Entry NY

Country of Domicile US

Licensed as business type: Life, Accident and Health [ X ] Fraternal Benefit Societies [ ]

Incorporated/Organized 04/10/1860 Commenced Business 07/16/1860

Statutory Home Office 10 Hudson Yards, New York, NY, US 10001  
(Street and Number) (City or Town, State, Country and Zip Code)

Main Administrative Office 10 Hudson Yards  
(Street and Number)  
New York, NY, US 10001 212-598-8000  
(City or Town, State, Country and Zip Code) (Area Code) (Telephone Number)

Mail Address 10 Hudson Yards, New York, NY, US 10001  
(Street and Number or P.O. Box) (City or Town, State, Country and Zip Code)

Primary Location of Books and Records 10 Hudson Yards  
(Street and Number)  
New York, NY, US 10001 212-598-8829  
(City or Town, State, Country and Zip Code) (Area Code) (Telephone Number)

Internet Website Address www.GuardianLife.com

Statutory Statement Contact Haydn Phillip Padmore, 212-598-8829  
(Name) (Area Code) (Telephone Number)  
Haydn\_Padmore@glic.com  
(E-mail Address) (FAX Number)

### OFFICERS

Chief Executive Officer and President Andrew John McMahon Associate General Counsel, Corporate Secretary Harris Oliner  
Chief Financial Officer Kevin Molloy Chief Legal Officer Kermitt Jerome Brooks

### OTHER

Michael Nicholas Ferik, Head of Individual Markets John Hunter Flannigan, Corporate Controller Stacey Weinsheimer Hoin, Chief Human Resources Officer  
Nicholas Liolis, Chief Investment Officer Jonathan Mayhew, Head of Group Benefits Jeffrey Robert Turcotte #, Corporate Chief Actuary  
Debra Anne Udicious, Sr. Executive, Treasury

### DIRECTORS OR TRUSTEES

John Joseph Brennan Nancy Elizabeth Cooper Deborah Leigh Duncan  
William Craig Freda Christopher Thomas Jenny Eric Lafayette Kelly #  
Andrew John McMahon Eileen Katherine Murray Gary Adam Norcross  
Vivek Sankaran Lauren Melinda Tyler #

State of New York SS:  
County of New York

The officers of this reporting entity being duly sworn, each depose and say that they are the described officers of said reporting entity, and that on the reporting period stated above, all of the herein described assets were the absolute property of the said reporting entity, free and clear from any liens or claims thereon, except as herein stated, and that this statement, together with related exhibits, schedules and explanations therein contained, annexed or referred to, is a full and true statement of all the assets and liabilities and of the condition and affairs of the said reporting entity as of the reporting period stated above, and of its income and deductions therefrom for the period ended, and have been completed in accordance with the NAIC Annual Statement Instructions and Accounting Practices and Procedures manual except to the extent that: (1) state law may differ; or, (2) that state rules or regulations require differences in reporting not related to accounting practices and procedures, according to the best of their information, knowledge and belief, respectively. Furthermore, the scope of this attestation by the described officers also includes the related corresponding electronic filing with the NAIC, when required, that is an exact copy (except for formatting differences due to electronic filing) of the enclosed statement. The electronic filing may be requested by various regulators in lieu of or in addition to the enclosed statement.

E-SIGNED by Andrew McMahon  
on 2024-10-30 19:18:19 EST

E-SIGNED by Kermitt Brooks  
on 2024-10-30 17:11:05 EST

E-SIGNED by Kevin Molloy  
on 2024-10-30 14:21:58 EST

Andrew John McMahon  
Chief Executive Officer and President

Kermitt Jerome Brooks  
Chief Legal Officer

Kevin Molloy  
Chief Financial Officer

Subscribed and sworn to before me this 30th day of October, 2024  
Andrew John McMahon

- a. Is this an original filing? ..... Yes [ X ] No [ ]  
b. If no,  
1. State the amendment number.....  
2. Date filed .....  
3. Number of pages attached.....



STATEMENT AS OF SEPTEMBER 30, 2024 OF THE GUARDIAN LIFE INSURANCE COMPANY OF AMERICA

**ASSETS**

|   | Current Statement Date |                         |   | 4<br>December 31<br>Prior Year Net<br>Admitted Assets |
|---|------------------------|-------------------------|---|---|
|   | 1<br>Assets            | 2<br>Nonadmitted Assets | 3<br>Net Admitted Assets<br>(Cols. 1 - 2) |   |
| 1. Bonds .....  | 53,245,280,100         |                         | 53,245,280,100                            | 52,093,049,631  |
| 2. Stocks:  |                        |                         |   |   |
| 2.1 Preferred stocks .....  |                        |                         |   |   |
| 2.2 Common stocks .....   | 1,288,463,543          | 1,077,895               | 1,287,385,648                             | 1,202,054,095   |
| 3. Mortgage loans on real estate:   |                        |                         |   |   |
| 3.1 First liens .....   | 7,196,977,922          |                         | 7,196,977,922                             | 7,030,043,204   |
| 3.2 Other than first liens.....   |                        |                         |   |   |
| 4. Real estate:   |                        |                         |   |   |
| 4.1 Properties occupied by the company (less \$<br>encumbrances) .....  |                        |                         |   |   |
| 4.2 Properties held for the production of income (less<br>\$ .....343,816,999 encumbrances) .....   | 266,023,708            |                         | 266,023,708                               | 279,587,908   |
| 4.3 Properties held for sale (less \$<br>encumbrances) .....  | 3,685,588              |                         | 3,685,588                                 |   |
| 5. Cash (\$ .....(11,363,110) ), cash equivalents<br>(\$ ..... 1,733,469,061 ) and short-term<br>investments (\$ .....551,704,114 ) .....                   | 2,273,810,065          |                         | 2,273,810,065                             | 1,190,671,569   |
| 6. Contract loans (including \$ ..... premium notes) .....  | 5,897,508,729          | 1,190,234               | 5,896,318,495                             | 5,106,311,602   |
| 7. Derivatives .....  | 87,906,288             |                         | 87,906,288                                | 106,562,449   |
| 8. Other invested assets .....  | 6,402,435,674          | 1,852,078               | 6,400,583,597                             | 5,922,078,291   |
| 9. Receivables for securities .....   | 292,272,827            |                         | 292,272,827                               | 67,600,302  |
| 10. Securities lending reinvested collateral assets .....   | 1,233,709,058          |                         | 1,233,709,058                             | 403,189,321   |
| 11. Aggregate write-ins for invested assets .....   |                        |                         |   |   |
| 12. Subtotals, cash and invested assets (Lines 1 to 11) .....   | 78,188,073,502         | 4,120,206               | 78,183,953,296                            | 73,401,148,371  |
| 13. Title plants less \$ ..... charged off (for Title insurers<br>only) .....   |                        |                         |   |   |
| 14. Investment income due and accrued .....   | 605,171,895            |                         | 605,171,895                               | 546,216,873   |
| 15. Premiums and considerations:  |                        |                         |   |   |
| 15.1 Uncollected premiums and agents' balances in the course of collection .....  | 111,209,740            | 34,085,633              | 77,124,107                                | 133,031,824   |
| 15.2 Deferred premiums, agents' balances and installments booked but<br>deferred and not yet due (including \$ .....<br>earned but unbilled premiums) ..... | 1,360,879,994          |                         | 1,360,879,994                             | 1,080,082,997   |
| 15.3 Accrued retrospective premiums (\$ ..... ) and<br>contracts subject to redetermination (\$ ..... ) .....   |                        |                         |   |   |
| 16. Reinsurance:  |                        |                         |   |   |
| 16.1 Amounts recoverable from reinsurers .....  | 137,032,139            |                         | 137,032,139                               | 127,324,730   |
| 16.2 Funds held by or deposited with reinsured companies .....  | 3,945,657,509          |                         | 3,945,657,509                             | 3,782,650,257   |
| 16.3 Other amounts receivable under reinsurance contracts .....   | 35,103,237             |                         | 35,103,237                                | 33,331,296  |
| 17. Amounts receivable relating to uninsured plans .....  | 68,998,256             | 956,278                 | 68,041,978                                | 65,733,895  |
| 18.1 Current federal and foreign income tax recoverable and interest thereon ....   | 59,370,188             |                         | 59,370,188                                | 146,075,266   |
| 18.2 Net deferred tax asset .....   | 974,493,774            | 156,089,795             | 818,403,978                               | 813,761,069   |
| 19. Guaranty funds receivable or on deposit .....   | 9,044,188              |                         | 9,044,188                                 | 9,818,390   |
| 20. Electronic data processing equipment and software .....   | 60,921,710             | 58,655,126              | 2,266,583                                 | 2,393,401   |
| 21. Furniture and equipment, including health care delivery assets<br>(\$ ..... ) .....   | 7,990,073              | 7,990,073               |   |   |
| 22. Net adjustment in assets and liabilities due to foreign exchange rates .....  |                        |                         |   |   |
| 23. Receivables from parent, subsidiaries and affiliates .....  | 47,792,125             |                         | 47,792,125                                | 49,375,859  |
| 24. Health care (\$ ..... ) and other amounts receivable .....  | 26,197,695             | 26,197,695              |   |   |
| 25. Aggregate write-ins for other than invested assets .....  | 130,723,778            | 62,716,531              | 68,007,246                                | 75,238,760  |
| 26. Total assets excluding Separate Accounts, Segregated Accounts and<br>Protected Cell Accounts (Lines 12 to 25) .....                                     | 85,768,659,801         | 350,811,338             | 85,417,848,462                            | 80,266,182,988  |
| 27. From Separate Accounts, Segregated Accounts and Protected Cell<br>Accounts .....  |                        |                         |   |   |
| 28. Total (Lines 26 and 27)   | 85,768,659,801         | 350,811,338             | 85,417,848,462                            | 80,266,182,988  |
| <b>DETAILS OF WRITE-INS</b>   |                        |                         |   |   |
| 1101. ....  |                        |                         |   |   |
| 1102. ....  |                        |                         |   |   |
| 1103. ....  |                        |                         |   |   |
| 1198. Summary of remaining write-ins for Line 11 from overflow page .....   |                        |                         |   |   |
| 1199. Totals (Lines 1101 through 1103 plus 1198)(Line 11 above)   |                        |                         |   |   |
| 2501. Miscellaneous receivables .....   | 62,508,212             | 4,935,119               | 57,573,093                                | 67,451,746  |
| 2502. State tax credits .....   | 8,890,213              |                         | 8,890,213                                 | 6,276,077   |
| 2503. Suspense accounts .....   | 1,378,653              |                         | 1,378,653                                 | 1,346,961   |
| 2598. Summary of remaining write-ins for Line 25 from overflow page .....   | 57,946,699             | 57,781,413              | 165,287                                   | 163,977   |
| 2599. Totals (Lines 2501 through 2503 plus 2598)(Line 25 above)   | 130,723,778            | 62,716,531              | 68,007,246                                | 75,238,760  |

STATEMENT AS OF SEPTEMBER 30, 2024 OF THE GUARDIAN LIFE INSURANCE COMPANY OF AMERICA

**LIABILITIES, SURPLUS AND OTHER FUNDS**

|   | 1<br>Current<br>Statement Date | 2<br>December 31<br>Prior Year |
|---|--------------------------------|--------------------------------|
| 1. Aggregate reserve for life contracts \$ ..... 54,807,958,619 less \$ ..... included in Line 6.3<br>(including \$ ..... Modco Reserve) .....  | 54,807,958,619                 | 52,797,789,876                 |
| 2. Aggregate reserve for accident and health contracts (including \$ ..... Modco Reserve) .....   | 5,288,467,551                  | 5,194,793,836                  |
| 3. Liability for deposit-type contracts (including \$ ..... Modco Reserve).....   | 6,883,739,980                  | 5,701,720,324                  |
| 4. Contract claims:   |                                |                                |
| 4.1 Life .....  | 444,288,266                    | 437,504,185                    |
| 4.2 Accident and health .....   | 340,750,955                    | 334,755,512                    |
| 5. Policyholders' dividends/refunds to members \$ ..... (34,902,168) and coupons \$ ..... due<br>and unpaid .....   | (34,902,168)                   | (58,107,804)                   |
| 6. Provision for policyholders' dividends, refunds to members and coupons payable in following calendar year - estimated<br>amounts:  |                                |                                |
| 6.1 Policyholders' dividends and refunds to members apportioned for payment (including \$ .....<br>Modco) .....   | 1,494,828,195                  | 1,405,399,241                  |
| 6.2 Policyholders' dividends and refunds to members not yet apportioned (including \$ ..... Modco) .....  |                                |                                |
| 6.3 Coupons and similar benefits (including \$ ..... Modco) .....   |                                |                                |
| 7. Amount provisionally held for deferred dividend policies not included in Line 6 .....  |                                |                                |
| 8. Premiums and annuity considerations for life and accident and health contracts received in advance less<br>\$ ..... (26,009,617) discount; including \$ ..... 135,484,495 accident and health premiums .....                 | 411,166,653                    | 396,725,445                    |
| 9. Contract liabilities not included elsewhere:   |                                |                                |
| 9.1 Surrender values on canceled contracts .....  |                                |                                |
| 9.2 Provision for experience rating refunds, including the liability of \$ ..... accident and health<br>experience rating refunds of which \$ ..... is for medical loss ratio rebate per the Public Health<br>Service Act ..... |                                |                                |
| 9.3 Other amounts payable on reinsurance, including \$ ..... 173,896 assumed and \$ ..... 3,891,013<br>ceded .....  | 4,064,909                      | 14,503,694                     |
| 9.4 Interest Maintenance Reserve .....  | 202,799,555                    | 227,007,044                    |
| 10. Commissions to agents due or accrued-life and annuity contracts \$ ..... 70,068,834 , accident and health<br>\$ ..... 93,258,628 and deposit-type contract funds \$ .....   | 163,327,462                    | 177,380,738                    |
| 11. Commissions and expense allowances payable on reinsurance assumed .....   | 351,699                        | 353,980                        |
| 12. General expenses due or accrued .....   | 1,087,951,253                  | 1,150,178,025                  |
| 13. Transfers to Separate Accounts due or accrued (net) (including \$ ..... accrued for expense<br>allowances recognized in reserves, net of reinsured allowances) .....  |                                |                                |
| 14. Taxes, licenses and fees due or accrued, excluding federal income taxes .....   | 35,444,796                     | 33,497,419                     |
| 15.1 Current federal and foreign income taxes, including \$ ..... on realized capital gains (losses) .....  |                                |                                |
| 15.2 Net deferred tax liability .....   |                                |                                |
| 16. Unearned investment income .....  | 153,931,277                    | 137,524,359                    |
| 17. Amounts withheld or retained by reporting entity as agent or trustee .....  | 57,430,744                     | 62,313,785                     |
| 18. Amounts held for agents' account, including \$ ..... 40,117 agents' credit balances .....   | 40,117                         | 75,613                         |
| 19. Remittances and items not allocated .....   | 97,387,619                     | 87,806,658                     |
| 20. Net adjustment in assets and liabilities due to foreign exchange rates .....  |                                |                                |
| 21. Liability for benefits for employees and agents if not included above .....   | 696,425,822                    | 643,356,377                    |
| 22. Borrowed money \$ ..... and interest thereon \$ .....   |                                |                                |
| 23. Dividends to stockholders declared and unpaid .....   |                                |                                |
| 24. Miscellaneous liabilities:  |                                |                                |
| 24.01 Asset valuation reserve .....   | 1,571,829,653                  | 1,491,861,399                  |
| 24.02 Reinsurance in unauthorized and certified (\$ ..... ) companies .....   |                                |                                |
| 24.03 Funds held under reinsurance treaties with unauthorized and certified (\$ ..... ) reinsurers .....  |                                |                                |
| 24.04 Payable to parent, subsidiaries and affiliates .....  | 26,016,101                     | 22,700,957                     |
| 24.05 Drafts outstanding .....  |                                |                                |
| 24.06 Liability for amounts held under uninsured plans .....  | 2,940,064                      | 3,835,241                      |
| 24.07 Funds held under coinsurance .....  | 213,308,249                    | 201,233,551                    |
| 24.08 Derivatives .....   | 65,063,499                     | 32,042,767                     |
| 24.09 Payable for securities .....  | 673,044,065                    | 228,157,665                    |
| 24.10 Payable for securities lending .....  | 1,233,709,058                  | 403,189,321                    |
| 24.11 Capital notes \$ ..... and interest thereon \$ .....  |                                |                                |
| 25. Aggregate write-ins for liabilities .....   | 83,301,029                     | 66,225,235                     |
| 26. Total liabilities excluding Separate Accounts business (Lines 1 to 25) .....  | 76,004,665,020                 | 71,193,824,441                 |
| 27. From Separate Accounts Statement .....  |                                |                                |
| 28. Total liabilities (Lines 26 and 27) .....   | 76,004,665,020                 | 71,193,824,441                 |
| 29. Common capital stock .....  |                                |                                |
| 30. Preferred capital stock .....   |                                |                                |
| 31. Aggregate write-ins for other than special surplus funds .....  |                                |                                |
| 32. Surplus notes .....   | 1,502,014,593                  | 1,500,806,272                  |
| 33. Gross paid in and contributed surplus .....   |                                |                                |
| 34. Aggregate write-ins for special surplus funds .....   | 4,006,732                      | 4,006,732                      |
| 35. Unassigned funds (surplus) .....  | 7,907,162,117                  | 7,567,545,543                  |
| 36. Less treasury stock, at cost:   |                                |                                |
| 36.1 ..... shares common (value included in Line 29 \$ ..... ) .....  |                                |                                |
| 36.2 ..... shares preferred (value included in Line 30 \$ ..... ) .....   |                                |                                |
| 37. Surplus (Total Lines 31+32+33+34+35-36) (including \$ ..... in Separate Accounts Statement) .....   | 9,413,183,442                  | 9,072,358,547                  |
| 38. Totals of Lines 29, 30 and 37 .....   | 9,413,183,442                  | 9,072,358,547                  |
| 39. Totals of Lines 28 and 38 (Page 2, Line 28, Col. 3) .....   | 85,417,848,462                 | 80,266,182,988                 |
| <b>DETAILS OF WRITE-INS</b>   |                                |                                |
| 2501. Miscellaneous liabilities .....   | 62,146,813                     | 43,223,913                     |
| 2502. Deferred gains on real estate .....   | 13,165,427                     | 13,165,427                     |
| 2503. Paid family leave risk adjustment .....   | 3,822,356                      | 6,000,000                      |
| 2598. Summary of remaining write-ins for Line 25 from overflow page .....   | 4,166,433                      | 3,835,895                      |
| 2599. Totals (Lines 2501 through 2503 plus 2598)(Line 25 above) .....   | 83,301,029                     | 66,225,235                     |
| 3101. ....  |                                |                                |
| 3102. ....  |                                |                                |
| 3103. ....  |                                |                                |
| 3198. Summary of remaining write-ins for Line 31 from overflow page .....   |                                |                                |
| 3199. Totals (Lines 3101 through 3103 plus 3198)(Line 31 above) .....   |                                |                                |
| 3401. Contingency reserves for aviation reinsurance .....   | 3,000,000                      | 3,000,000                      |
| 3402. Permanent surplus (Arkansas requirements) .....   | 1,000,000                      | 1,000,000                      |
| 3403. Contingency reserves for deposit administration .....   | 6,732                          | 6,732                          |
| 3498. Summary of remaining write-ins for Line 34 from overflow page .....   |                                |                                |
| 3499. Totals (Lines 3401 through 3403 plus 3498)(Line 34 above) .....   | 4,006,732                      | 4,006,732                      |

## SUMMARY OF OPERATIONS

|  | 1<br>Current Year<br>To Date | 2<br>Prior Year<br>To Date | 3<br>Prior Year Ended<br>December 31 |
|--|------------------------------|----------------------------|--------------------------------------|
| 1. Premiums and annuity considerations for life and accident and health contracts  | 7,940,091,260                | 7,568,422,844              | 10,122,437,430                       |
| 2. Considerations for supplementary contracts with life contingencies  | 2,792,062                    | (45,325)                   | 35,951                               |
| 3. Net investment income   | 2,448,671,963                | 2,160,684,391              | 2,996,633,952                        |
| 4. Amortization of Interest Maintenance Reserve (IMR)  | 11,987,498                   | 29,218,602                 | 33,485,778                           |
| 5. Separate Accounts net gain from operations excluding unrealized gains or losses   |                              |                            |                                      |
| 6. Commissions and expense allowances on reinsurance ceded   | 39,561,170                   | 44,084,473                 | 58,036,851                           |
| 7. Reserve adjustments on reinsurance ceded  |                              |                            |                                      |
| 8. Miscellaneous Income:   |                              |                            |                                      |
| 8.1 Income from fees associated with investment management, administration and contract guaranties from Separate Accounts  |                              |                            |                                      |
| 8.2 Charges and fees for deposit-type contracts  |                              |                            |                                      |
| 8.3 Aggregate write-ins for miscellaneous income   | 236,138,739                  | 182,831,890                | 267,413,867                          |
| 9. Totals (Lines 1 to 8.3)   | 10,679,242,692               | 9,985,196,875              | 13,478,043,830                       |
| 10. Death benefits   | 918,861,659                  | 793,831,308                | 1,100,117,935                        |
| 11. Matured endowments (excluding guaranteed annual pure endowments)   | 183,080                      | 1,078,387                  | 1,030,875                            |
| 12. Annuity benefits   | 1,014,821                    | 1,533,865                  | 2,085,244                            |
| 13. Disability benefits and benefits under accident and health contracts   | 2,215,540,073                | 2,072,923,148              | 2,760,871,687                        |
| 14. Coupons, guaranteed annual pure endowments and similar benefits  |                              |                            |                                      |
| 15. Surrender benefits and withdrawals for life contracts  | 1,503,186,328                | 1,125,184,873              | 1,540,210,200                        |
| 16. Group conversions  | 646,744                      | 645,863                    | 869,278                              |
| 17. Interest and adjustments on contract or deposit-type contract funds  | 151,806,728                  | 109,943,455                | 174,952,679                          |
| 18. Payments on supplementary contracts with life contingencies  | 1,121,744                    | 1,290,939                  | 1,661,432                            |
| 19. Increase in aggregate reserves for life and accident and health contracts  | 2,103,842,457                | 2,384,585,135              | 2,962,721,760                        |
| 20. Totals (Lines 10 to 19)  | 6,896,203,635                | 6,491,016,974              | 8,544,521,090                        |
| 21. Commissions on premiums, annuity considerations, and deposit-type contract funds (direct business only)  | 816,758,243                  | 765,088,294                | 1,026,678,057                        |
| 22. Commissions and expense allowances on reinsurance assumed  | 207,626,050                  | 196,354,807                | 266,577,983                          |
| 23. General insurance expenses and fraternal expenses  | 1,047,122,957                | 996,822,039                | 1,374,214,406                        |
| 24. Insurance taxes, licenses and fees, excluding federal income taxes   | 198,973,172                  | 201,649,812                | 262,666,171                          |
| 25. Increase in loading on deferred and uncollected premiums   | (154,697,974)                | (140,527,833)              | (4,032,853)                          |
| 26. Net transfers to or (from) Separate Accounts net of reinsurance  |                              |                            |                                      |
| 27. Aggregate write-ins for deductions   | 61,437,118                   | 21,265,348                 | 55,397,819                           |
| 28. Totals (Lines 20 to 27)  | 9,073,423,200                | 8,531,669,441              | 11,526,022,671                       |
| 29. Net gain from operations before dividends to policyholders and federal income taxes (Line 9 minus Line 28)   | 1,605,819,493                | 1,453,527,434              | 1,952,021,159                        |
| 30. Dividends to policyholders and refunds to members  | 1,069,534,672                | 981,304,613                | 1,382,013,463                        |
| 31. Net gain from operations after dividends to policyholders, refunds to members and before federal income taxes (Line 29 minus Line 30)  | 536,284,820                  | 472,222,821                | 570,007,696                          |
| 32. Federal and foreign income taxes incurred (excluding tax on capital gains)   | 98,194,186                   | 84,617,145                 | 89,509,843                           |
| 33. Net gain from operations after dividends to policyholders, refunds to members and federal income taxes and before realized capital gains or (losses) (Line 31 minus Line 32)             | 438,090,634                  | 387,605,676                | 480,497,853                          |
| 34. Net realized capital gains (losses) (excluding gains (losses) transferred to the IMR) less capital gains tax of \$ 33,164,836 (excluding taxes of \$ (3,248,352) transferred to the IMR) | (76,999,651)                 | (74,671,301)               | (118,901,690)                        |
| 35. Net income (Line 33 plus Line 34)  | 361,090,983                  | 312,934,374                | 361,596,163                          |
| <b>CAPITAL AND SURPLUS ACCOUNT</b>   |                              |                            |                                      |
| 36. Capital and surplus, December 31, prior year   | 9,072,358,547                | 8,845,421,646              | 8,845,421,645                        |
| 37. Net income (Line 35)   | 361,090,983                  | 312,934,374                | 361,596,163                          |
| 38. Change in net unrealized capital gains (losses) less capital gains tax of \$ (15,272,375)  | 31,592,973                   | 68,424,241                 | (159,370,350)                        |
| 39. Change in net unrealized foreign exchange capital gain (loss)  | 49,466,620                   | (14,039,630)               | 66,370,976                           |
| 40. Change in net deferred income tax  | 71,115,541                   | 73,058,005                 | 115,261,388                          |
| 41. Change in nonadmitted assets   | (93,742,838)                 | (41,198,543)               | (43,086,945)                         |
| 42. Change in liability for reinsurance in unauthorized and certified companies  |                              |                            |                                      |
| 43. Change in reserve on account of change in valuation basis, (increase) or decrease  |                              |                            |                                      |
| 44. Change in asset valuation reserve  | (79,968,255)                 | (76,386,833)               | (43,015,362)                         |
| 45. Change in treasury stock   |                              |                            |                                      |
| 46. Surplus (contributed to) withdrawn from Separate Accounts during period  |                              |                            |                                      |
| 47. Other changes in surplus in Separate Accounts Statement  |                              |                            |                                      |
| 48. Change in surplus notes  | 1,208,321                    | 1,208,321                  | 1,223,396                            |
| 49. Cumulative effect of changes in accounting principles  |                              |                            |                                      |
| 50. Capital changes:   |                              |                            |                                      |
| 50.1 Paid in   |                              |                            |                                      |
| 50.2 Transferred from surplus (Stock Dividend)   |                              |                            |                                      |
| 50.3 Transferred to surplus  |                              |                            |                                      |
| 51. Surplus adjustment:  |                              |                            |                                      |
| 51.1 Paid in   |                              |                            |                                      |
| 51.2 Transferred to capital (Stock Dividend)   |                              |                            |                                      |
| 51.3 Transferred from capital  |                              |                            |                                      |
| 51.4 Change in surplus as a result of reinsurance  |                              |                            |                                      |
| 52. Dividends to stockholders  |                              |                            |                                      |
| 53. Aggregate write-ins for gains and losses in surplus  | 61,551                       | 27,928,891                 | (72,042,363)                         |
| 54. Net change in capital and surplus for the year (Lines 37 through 53)   | 340,824,895                  | 351,928,826                | 226,936,902                          |
| 55. Capital and surplus, as of statement date (Lines 36 + 54)  | 9,413,183,442                | 9,197,350,471              | 9,072,358,547                        |
| <b>DETAILS OF WRITE-INS</b>  |                              |                            |                                      |
| 08.301. Interest on funds withheld assumed   | 141,541,737                  | 131,335,725                | 176,099,208                          |
| 08.302. Other reserve adjustments on reinsurance   | 75,640,930                   | 29,516,550                 | 63,684,073                           |
| 08.303. Service fees   | 12,295,179                   | 10,043,898                 | 13,629,054                           |
| 08.398. Summary of remaining write-ins for Line 8.3 from overflow page   | 6,660,893                    | 11,935,717                 | 14,001,532                           |
| 08.399. Totals (Lines 08.301 through 08.303 plus 08.398) (Line 8.3 above)  | 236,138,739                  | 182,831,890                | 267,413,867                          |
| 2701. Reserve adjustments on reinsurances assumed  | 48,496,987                   | 14,652,931                 | 44,165,338                           |
| 2702. Other miscellaneous expense  | 5,837,873                    | 4,836,883                  | 8,452,311                            |
| 2703. Interest expense on funds held ceded   | 5,133,179                    | 4,455,203                  | 5,994,206                            |
| 2798. Summary of remaining write-ins for Line 27 from overflow page  | 1,969,078                    | (2,679,669)                | (3,214,036)                          |
| 2799. Totals (Lines 2701 through 2703 plus 2798)(Line 27 above)  | 61,437,118                   | 21,265,348                 | 55,397,819                           |
| 5301. Change in pension funded status  | 22,856,401                   | 19,259,291                 | (80,711,963)                         |
| 5302. Miscellaneous surplus adjustment / prior period correction   | (22,794,850)                 | 8,669,599                  | 8,669,599                            |
| 5303.  |                              |                            |                                      |
| 5398. Summary of remaining write-ins for Line 53 from overflow page  |                              |                            |                                      |
| 5399. Totals (Lines 5301 through 5303 plus 5398)(Line 53 above)  | 61,551                       | 27,928,891                 | (72,042,363)                         |

STATEMENT AS OF SEPTEMBER 30, 2024 OF THE GUARDIAN LIFE INSURANCE COMPANY OF AMERICA

**CASH FLOW**

|  | 1<br>Current Year<br>To Date | 2<br>Prior Year<br>To Date | 3<br>Prior Year Ended<br>December 31 |
|--|------------------------------|----------------------------|--------------------------------------|
| <b>Cash from Operations</b>  |                              |                            |                                      |
| 1. Premiums collected net of reinsurance .....   | 7,876,319,857                | 7,479,361,252              | 10,076,747,239                       |
| 2. Net investment income .....   | 2,443,515,446                | 2,129,117,621              | 3,003,199,524                        |
| 3. Miscellaneous income .....  | 70,610,280                   | 58,969,035                 | 76,926,481                           |
| 4. Total (Lines 1 to 3) .....  | 10,390,445,584               | 9,667,447,908              | 13,156,873,244                       |
| 5. Benefit and loss related payments .....   | 4,788,866,616                | 4,153,474,405              | 5,607,938,794                        |
| 6. Net transfers to Separate Accounts, Segregated Accounts and Protected Cell Accounts .....                             |                              |                            |                                      |
| 7. Commissions, expenses paid and aggregate write-ins for deductions .....   | 2,361,782,632                | 2,260,398,387              | 2,845,341,108                        |
| 8. Dividends paid to policyholders .....   | 956,900,084                  | 866,189,722                | 1,250,288,961                        |
| 9. Federal and foreign income taxes paid (recovered) net of \$ ..... 29,916,484 tax on capital gains (losses) .....      | 41,405,592                   | 69,295,832                 | 99,072,057                           |
| 10. Total (Lines 5 through 9) .....  | 8,148,954,922                | 7,349,358,347              | 9,802,640,921                        |
| 11. Net cash from operations (Line 4 minus Line 10) .....  | 2,241,490,662                | 2,318,089,561              | 3,354,232,323                        |
| <b>Cash from Investments</b>   |                              |                            |                                      |
| 12. Proceeds from investments sold, matured or repaid:   |                              |                            |                                      |
| 12.1 Bonds .....   | 4,063,449,393                | 2,642,454,531              | 4,171,617,799                        |
| 12.2 Stocks .....  | 15,547,130                   | 25,930,148                 | 63,863,262                           |
| 12.3 Mortgage loans .....  | 324,255,718                  | 139,817,494                | 224,851,531                          |
| 12.4 Real estate .....   | 34,423                       | 242,010                    | 181,828                              |
| 12.5 Other invested assets .....   | 190,385,157                  | 230,103,956                | 363,800,500                          |
| 12.6 Net gains or (losses) on cash, cash equivalents and short-term investments .....                                    |                              | 209,352                    | 209,352                              |
| 12.7 Miscellaneous proceeds .....  | 213,143,602                  | 243,688,508                | (61,169,499)                         |
| 12.8 Total investment proceeds (Lines 12.1 to 12.7) .....  | 4,806,815,423                | 3,282,445,999              | 4,763,354,773                        |
| 13. Cost of investments acquired (long-term only):   |                              |                            |                                      |
| 13.1 Bonds .....   | 5,216,888,828                | 3,987,390,046              | 5,619,065,121                        |
| 13.2 Stocks .....  | 69,206,891                   | 66,478,190                 | 80,861,866                           |
| 13.3 Mortgage loans .....  | 491,190,436                  | 718,099,956                | 1,261,102,356                        |
| 13.4 Real estate .....   | 8,640,155                    | 45,919,575                 | 50,116,024                           |
| 13.5 Other invested assets .....   | 640,028,279                  | 608,025,184                | 929,420,058                          |
| 13.6 Miscellaneous applications .....  |                              |                            |                                      |
| 13.7 Total investments acquired (Lines 13.1 to 13.6) .....   | 6,425,954,589                | 5,425,912,952              | 7,940,565,425                        |
| 14. Net increase (or decrease) in contract loans and premium notes .....   | 789,982,113                  | 801,468,216                | 1,095,920,189                        |
| 15. Net cash from investments (Line 12.8 minus Line 13.7 and Line 14) .....  | (2,409,121,279)              | (2,944,935,168)            | (4,273,130,841)                      |
| <b>Cash from Financing and Miscellaneous Sources</b>   |                              |                            |                                      |
| 16. Cash provided (applied):   |                              |                            |                                      |
| 16.1 Surplus notes, capital notes .....  | 1,208,321                    | 1,208,321                  | 1,223,396                            |
| 16.2 Capital and paid in surplus, less treasury stock .....  |                              |                            |                                      |
| 16.3 Borrowed funds .....  |                              |                            |                                      |
| 16.4 Net deposits on deposit-type contracts and other insurance liabilities .....  | 1,182,019,656                | 484,773,233                | 696,721,368                          |
| 16.5 Dividends to stockholders .....   |                              |                            |                                      |
| 16.6 Other cash provided (applied) .....   | 67,541,137                   | 77,473,266                 | 62,017,423                           |
| 17. Net cash from financing and miscellaneous sources (Line 16.1 through Line 16.4 minus Line 16.5 plus Line 16.6) ..... | 1,250,769,114                | 563,454,820                | 759,962,186                          |
| <b>RECONCILIATION OF CASH, CASH EQUIVALENTS AND SHORT-TERM INVESTMENTS</b>   |                              |                            |                                      |
| 18. Net change in cash, cash equivalents and short-term investments (Line 11, plus Lines 15 and 17) .....                | 1,083,138,496                | (63,390,787)               | (158,936,332)                        |
| 19. Cash, cash equivalents and short-term investments:   |                              |                            |                                      |
| 19.1 Beginning of year .....   | 1,190,671,569                | 1,349,607,900              | 1,349,607,900                        |
| 19.2 End of period (Line 18 plus Line 19.1) .....  | 2,273,810,065                | 1,286,217,113              | 1,190,671,569                        |

Note: Supplemental disclosures of cash flow information for non-cash transactions:

|  |             |             |             |
|--|-------------|-------------|-------------|
| 20.0001. Bonds to Bonds Exchange ..... | 439,246,743 | 433,110,041 | 553,457,430 |
|--|-------------|-------------|-------------|

**EXHIBIT 1**

**DIRECT PREMIUMS AND DEPOSIT-TYPE CONTRACTS**

|                                       | 1<br>Current Year<br>To Date | 2<br>Prior Year<br>To Date | 3<br>Prior Year Ended<br>December 31 |
|---------------------------------------|------------------------------|----------------------------|--------------------------------------|
| 1. Individual life .....              | 4,001,926,705                | 3,860,751,951              | 5,326,623,443                        |
| 2. Group life .....                   | 763,064,265                  | 692,942,842                | 797,769,469                          |
| 3. Individual annuities .....         | 3,293,255                    | 5,389,135                  | 11,807,418                           |
| 4. Group annuities .....              |                              |                            |                                      |
| 5. Accident & health .....            | 3,286,888,870                | 3,154,645,248              | 4,175,841,330                        |
| 6. Fraternal .....                    |                              |                            |                                      |
| 7. Other lines of business .....      |                              |                            |                                      |
| 8. Subtotal (Lines 1 through 7) ..... | 8,055,173,094                | 7,713,729,176              | 10,312,041,660                       |
| 9. Deposit-type contracts .....       | 2,367,230,749                | 4,681,755,111              | 5,631,178,813                        |
| 10. Total (Lines 8 and 9)             | 10,422,403,843               | 12,395,484,287             | 15,943,220,473                       |

## NOTES TO FINANCIAL STATEMENTS

### NOTE 1 Summary of Significant Accounting Policies and Going Concern

#### A. Accounting Practices

The financial statements of The Guardian Life Insurance Company of America (the "Company") are presented on the basis of accounting practices prescribed or permitted by the New York State Department of Financial Services (the "Department").

The Department recognizes only statutory accounting practices prescribed or permitted by the state of New York for determining and reporting the financial condition and results of operations of an insurance company ("New York SAP"). The National Association of Insurance Commissioners' ("NAIC") promulgates the Accounting Practices and Procedures Manual ("NAIC SAP"), which includes accounting guidelines referred to as Statements of Statutory Accounting Principles ("SSAP's"). The Department adopted NAIC SAP with certain modifications, through the passage of Regulation 172, effective January 1, 2001, as amended. There were two material differences between the Company's capital, surplus and net income (loss) calculated in accordance with New York SAP and NAIC SAP for the period ended September 30, 2024 and December 31, 2023.

|   | SSAP #  | F/S<br>Page | F/S<br>Line # |    | 2024          |    | 2023          |
|---|---------|-------------|---------------|----|---------------|----|---------------|
| <b>NET INCOME</b>   |         |             |               |    |               |    |               |
| (1) State basis (Page 4, Line 35, Columns 1 & 3)                                  | SSAP #1 | 4           | 35            | \$ | 361,090,983   | \$ | 361,596,163   |
| (2) State Prescribed Practices that are an increase/<br>(decrease) from NAIC SAP: |         |             |               |    |               |    |               |
| Impact on deferred premiums   | SSAP #1 | 4           |               | \$ | 13,489,168    | \$ | 10,508,147    |
| Impact on admitted unearned premiums/allowance                                    | SSAP #1 | 4           |               | \$ | (5,273,140)   | \$ | (2,179,995)   |
| (3) State Permitted Practices that are an increase/(decrease)<br>from NAIC SAP:   |         |             |               |    |               |    |               |
| (4) NAIC SAP (1-2-3=4)  | SSAP #1 | 4           | 35            | \$ | 352,874,955   | \$ | 353,268,011   |
| <b>SURPLUS</b>  |         |             |               |    |               |    |               |
| (5) State basis (Page 3, Line 38, Columns 1 & 2)                                  | SSAP #1 | 3           | 38            | \$ | 9,413,183,442 | \$ | 9,072,358,547 |
| (6) State Prescribed Practices that are an increase/(decrease) from NAIC SAP:     |         |             |               |    |               |    |               |
| Impact on deferred premiums   | SSAP #1 |             |               | \$ | (108,927,675) | \$ | (122,416,843) |
| Impact on admitted unearned premium/allowance                                     | SSAP #1 |             |               | \$ | 48,184,352    | \$ | 53,457,492    |
| (7) State Permitted Practices that are an increase/(decrease) from NAIC SAP:      |         |             |               |    |               |    |               |
| (8) NAIC SAP (5-6-7=8)  | SSAP #1 | 3           | 38            | \$ | 9,473,926,765 | \$ | 9,141,317,898 |

#### B. Use of Estimates in the Preparation of the Financial Statements

No Changes.

#### C. Accounting Policy

Not Applicable.

#### D. Going Concern

Not Applicable.

### NOTE 2 Accounting Changes and Corrections of Errors

No Changes.

### NOTE 3 Business Combinations and Goodwill

#### A. Statutory Purchase Method

No Changes.

#### B. Statutory Merger

No Changes.

#### C. Assumption Reinsurance

No Changes.

#### D. Impairment Loss

No Changes.

#### E. Subcomponents and Calculation of Adjusted Surplus and Total Admitted Goodwill

No Changes.

### NOTE 4 Discontinued Operations

No Changes.

## NOTES TO FINANCIAL STATEMENTS

### NOTE 5 Investments

#### A. Mortgage Loans, including Mezzanine Real Estate Loans

No Changes.

#### B. Debt Restructuring

No Changes.

#### C. Reverse Mortgages

No Changes.

#### D. Loan-Backed Securities

(1) Prepayment assumptions for single class and multi-class mortgage-backed/asset-backed securities were obtained from issuers or broker-dealers through information services or internal estimates and are consistent with current interest rates and the economic environment. The Company uses BVAL pricing service or broker dealer surveys in determining the market value of its loan backed securities.

(2) Not Applicable.

(3) Not Applicable.

(4) All impaired securities (fair value is less than cost or amortized cost) for which an other-than-temporary impairment has not been recognized in earnings as a realized loss (including securities with a recognized other-than-temporary impairment for non-interest related declines when a non-recognized interest related impairment remains):

a) The aggregate amount of unrealized losses:

|                        |                |
|------------------------|----------------|
| 1. Less than 12 Months | \$ 276,164     |
| 2. 12 Months or Longer | \$ 146,461,375 |

b) The aggregate related fair value of securities with unrealized losses:

|                        |                  |
|------------------------|------------------|
| 1. Less than 12 Months | \$ 46,027,667    |
| 2. 12 Months or Longer | \$ 1,839,477,446 |

(5) In reaching the conclusion that these impairments are not other-than-temporary, management considered many factors including: duration and severity of impairment, cash flow, investment sector stability, credit worthiness, financial condition of issuer, and intent and ability to hold to allow for recovery in value.

#### E. Dollar Repurchase Agreements and/or Securities Lending Transactions

(1) For securities lending agreements, the Company requires a minimum of 102% and 105% of the fair value of the domestic and foreign securities loaned at the outset of the contract as collateral. Cash collateral received is invested in short-term investments and the offsetting collateral liability is included in Collateral From Lending Activities. The fair value of the collateral is \$1,206,729,456.

(2) Not Applicable.

(3) Collateral Received

a. Aggregate Amount Collateral Received

|  | Fair Value       |
|--|------------------|
| 1. Securities Lending  |                  |
| (a) Open   |                  |
| (b) 30 Days or Less  |                  |
| (c) 31 to 60 Days  |                  |
| (d) 61 to 90 Days  |                  |
| (e) Greater Than 90 Days   | \$ 1,206,729,456 |
| (f) Subtotal (a+b+c+d+e)   | \$ 1,206,729,456 |
| (g) Securities Received  |                  |
| (h) Total Collateral Received (f+g)  | \$ 1,206,729,456 |
| b. The fair value of that collateral and of the portion of that collateral that it has sold or repledged | \$ 1,206,729,456 |

(4) Not Applicable.

(5) Collateral Reinvestment

a. Aggregate Amount Collateral Reinvested

|                                       | Amortized Cost   | Fair Value       |
|---------------------------------------|------------------|------------------|
| 1. Securities Lending                 |                  |                  |
| (a) Open                              |                  |                  |
| (b) 30 Days or Less                   | \$ 369,639,946   | \$ 369,639,820   |
| (c) 31 to 60 Days                     | \$ 467,659,461   | \$ 467,642,126   |
| (d) 61 to 90 Days                     | \$ 153,829,624   | \$ 153,802,893   |
| (e) 91 to 120 Days                    | \$ 8,053,297     | \$ 10,606,308    |
| (f) 121 to 180 Days                   |                  |                  |
| (g) 181 to 365 Days                   | \$ 7,223,807     | \$ 7,635,912     |
| (h) 1 to 2 years                      | \$ 36,481,570    | \$ 39,717,701    |
| (i) 2 to 3 years                      | \$ 9,017,755     | \$ 8,567,477     |
| (j) Greater than 3 years              | \$ 185,202,644   | \$ 176,091,909   |
| (k) Subtotal (Sum of a through j)     | \$ 1,237,108,104 | \$ 1,233,704,146 |
| (l) Securities Received               |                  |                  |
| (m) Total Collateral Reinvested (k+l) | \$ 1,237,108,104 | \$ 1,233,704,146 |

b. The reporting entity's sources of cash that it uses to return the cash collateral is dependent upon the liquidity of the current market conditions. Under current conditions, the reporting entity has \$1,237,108,104 of par value bonds (fair value of \$1,233,704,146) that are currently tradable securities that could be sold and used to pay for the \$1,233,704,146 in collateral calls that come due under a worst case scenario.

(6) Not Applicable.



## NOTES TO FINANCIAL STATEMENTS

(7) Collateral for securities lending transactions that extend beyond one year from the reporting date.

| Description of Collateral  | Amount         |
|--|----------------|
| Bonds - U.S. Governments - Issuer Obligations                    | \$ 230,701,969 |
| Total Collateral Extending beyond one year of the reporting date | \$ 230,701,969 |

- F. Repurchase Agreements Transactions Accounted for as Secured Borrowing  
Not Applicable.
- G. Reverse Repurchase Agreements Transactions Accounted for as Secured Borrowing  
Not Applicable.
- H. Repurchase Agreements Transactions Accounted for as a Sale  
Not Applicable.
- I. Reverse Repurchase Agreements Transactions Accounted for as a Sale  
Not Applicable.
- J. Real Estate  
Not Applicable.
- K. Low Income Housing tax Credits (LIHTC)  
Not Applicable.
- L. Restricted Assets  
Not Applicable.
- M. Working Capital Finance Investments  
Not Applicable.
- N. Offsetting and Netting of Assets and Liabilities

|                             | Gross Amount<br>Recognized | Amount Offset* | Net Amount<br>Presented on<br>Financial<br>Statements |
|-----------------------------|----------------------------|----------------|---|
| (1) Assets                  |                            |                |   |
| Currency Swaps              | \$ 66,954,197              |                | \$ 66,954,197   |
| Index Participation Feature | \$ 20,952,092              |                | \$ 20,952,092   |
| (2) Liabilities             |                            |                |   |
| Currency Swaps              | \$ 65,063,499              |                | \$ 65,063,499   |

\* For derivative assets and derivative liabilities, the amount offset shall agree to Schedule DB, Part D, Section 1

- O. 5GI Securities  
Not Applicable.
- P. Short Sales  
Not Applicable.
- Q. Prepayment Penalty and Acceleration Fees

|  | <u>General Account</u> | <u>Separate Account</u> |
|--|------------------------|-------------------------|
| 1. Number of CUSIPs                      | 26                     |                         |
| 2. Aggregate Amount of Investment Income | \$ (11,998,353)        |                         |

- R. Reporting Entity's Share of Cash Pool by Asset Type  
Not Applicable.

**NOTE 6 Joint Ventures, Partnerships and Limited Liability Companies**  
No Changes.

**NOTE 7 Investment Income**  
No Changes.

**NOTE 8 Derivative Instruments**  
No Changes.

**NOTE 9 Income Taxes**  
No Changes.

**NOTE 10 Information Concerning Parent, Subsidiaries, Affiliates and Other Related Parties**  
No Changes.

## NOTES TO FINANCIAL STATEMENTS

**NOTE 11 Debt**

A. Not Applicable.

## B. FHLB (Federal Home Loan Bank) Agreements

(1) On February 13, 2018, the Company became a member of the Federal Home Loan Bank of New York. Through its membership, the Company has conducted business activity with the FHLBNY. It is part of the Company's strategy to utilize these funds as a source to improve spread lending liquidity and as a source of backup liquidity. New York State Department of Financial Services permits Guardian Life to pledge collateral to the FHLBNY in an amount of up to 5% of its year-end statutory net admitted assets, excluding separate account assets. Based on Guardian Life's statutory net admitted assets the 5% limitation equates to a maximum borrowing capacity of \$4,270,892,423 as of September 30, 2024 and \$4,013,309,149 as of December 31, 2023.

## (2) FHLB Capital Stock

## a. Aggregate Totals

|   | 1<br>Total 2+3   | 2<br>General<br>Account | 3<br>Separate<br>Accounts |
|---|------------------|-------------------------|---------------------------|
| 1. Current Year   |                  |                         |                           |
| (a) Membership Stock - Class A  | \$ -             |                         |                           |
| (b) Membership Stock - Class B  | \$ 12,175,000    | \$ 12,175,000           |                           |
| (c) Activity Stock  | \$ 105,515,300   | \$ 105,515,300          |                           |
| (d) Excess Stock  | \$ -             |                         |                           |
| (e) Aggregate Total (a+b+c+d)   | \$ 117,690,300   | \$ 117,690,300          | \$ -                      |
| (f) Actual or estimated Borrowing Capacity as Determined by the Insurer | \$ 4,270,892,423 | XXX                     | XXX                       |
| 2. Prior Year-end   |                  |                         |                           |
| (a) Membership Stock - Class A  | \$ -             | \$ -                    | \$ -                      |
| (b) Membership Stock - Class B  | \$ 10,634,800    | \$ 10,634,800           | \$ -                      |
| (c) Activity Stock  | \$ 60,826,300    | \$ 60,826,300           | \$ -                      |
| (d) Excess Stock  | \$ -             | \$ -                    | \$ -                      |
| (e) Aggregate Total (a+b+c+d)   | \$ 71,461,100    | \$ 71,461,100           | \$ -                      |
| (f) Actual or estimated Borrowing Capacity as Determined by the Insurer | \$ 4,013,309,149 | XXX                     | XXX                       |

11B(2)a1(f) should be equal to or greater than 11B(4)a1(d)

11B(2)a2(f) should be equal to or greater than 11B(4)a2(d)

## b. Membership Stock (Class A and B) Eligible and Not Eligible for Redemption

|                  | 1<br>Current Year Total<br>(2+3+4+5+6) | 2<br>Not Eligible for<br>Redemption | Eligible for Redemption    |   |                                |                   |
|------------------|--|-------------------------------------|----------------------------|---|--------------------------------|-------------------|
|                  |  |                                     | 3<br>Less Than 6<br>Months | 4<br>6 Months to<br>Less Than<br>1 Year | 5<br>1 to Less Than 3<br>Years | 6<br>3 to 5 Years |
| Membership Stock |  |                                     |                            |   |                                |                   |
| 1. Class A       | \$ -                                   |                                     |                            |   |                                |                   |
| 2. Class B       | \$ 12,175,000                          | \$ 12,175,000                       |                            |   |                                |                   |

11B(2)b1 Current Year Total (Column 1) should equal 11B(2)a1(a) Total (Column 1)

11B(2)b2 Current Year Total (Column 1) should equal 11B(2)a1(b) Total (Column 1)

## (3) Collateral Pledged to FHLB

## a. Amount Pledged as of Reporting Date

|  | 1<br>Fair Value  | 2<br>Carrying Value | 3<br>Aggregate Total<br>Borrowing |
|--|------------------|---------------------|-----------------------------------|
| 1. Current Year Total General and Separate Accounts Total Collateral Pledged (Lines 2+3) | \$ 3,412,963,837 | \$ 3,442,690,465    | \$ 2,344,784,225                  |
| 2. Current Year General Account Total Collateral Pledged                                 | \$ 3,412,963,837 | \$ 3,442,690,465    | \$ 2,344,784,225                  |
| 3. Current Year Separate Accounts Total Collateral Pledged                               |                  |                     |                                   |
| 4. Prior Year-end Total General and Separate Accounts Total Collateral Pledged           | \$ 1,810,055,120 | \$ 1,928,838,311    | \$ 1,351,695,090                  |

11B(3)a1 (Columns 1, 2 and 3) should be equal to or less than 11B(3)b1 (Columns 1, 2 and 3 respectively)

11B(3)a2 (Columns 1, 2 and 3) should be equal to or less than 11B(3)b2 (Columns 1, 2 and 3 respectively)

11B(3)a3 (Columns 1, 2 and 3) should be equal to or less than 11B(3)b3 (Columns 1, 2 and 3 respectively)

11B(3)a4 (Columns 1, 2 and 3) should be equal to or less than 11B(3)b4 (Columns 1, 2 and 3 respectively)

## b. Maximum Amount Pledged During Reporting Period

|  | 1<br>Fair Value  | 2<br>Carrying Value | 3<br>Amount<br>Borrowed<br>at Time of<br>Maximum<br>Collateral |
|--|------------------|---------------------|--|
| 1. Current Year Total General and Separate Accounts Maximum Collateral Pledged (Lines 2+3) | \$ 3,412,963,837 | \$ 3,442,690,465    | \$ 2,344,784,225   |
| 2. Current Year General Account Maximum Collateral Pledged                                 | \$ 3,412,963,837 | \$ 3,442,690,465    | \$ 2,344,784,225   |
| 3. Current Year Separate Accounts Maximum Collateral Pledged                               |                  |                     |  |
| 4. Prior Year-end Total General and Separate Accounts Maximum Collateral Pledged           | \$ 2,052,332,521 | \$ 2,267,622,038    | \$ 1,538,369,158   |

## NOTES TO FINANCIAL STATEMENTS

## (4) Borrowing from FHLB

## a. Amount as of Reporting Date

|                             | 1                | 2                | 3                 | 4                                       |
|-----------------------------|------------------|------------------|-------------------|---|
|                             | Total 2+3        | General Account  | Separate Accounts | Funding Agreements Reserves Established |
| 1. Current Year             |                  |                  |                   |   |
| (a) Debt                    | \$ -             |                  |                   | XXX                                     |
| (b) Funding Agreements      | \$ 2,344,784,225 | \$ 2,344,784,225 |                   |   |
| (c) Other                   | \$ -             |                  |                   | XXX                                     |
| (d) Aggregate Total (a+b+c) | \$ 2,344,784,225 | \$ 2,344,784,225 | \$ -              | \$ -                                    |
| 2. Prior Year end           |                  |                  |                   |   |
| (a) Debt                    | \$ -             | \$ -             | \$ -              | XXX                                     |
| (b) Funding Agreements      | \$ 1,351,695,090 | \$ 1,351,695,090 | \$ -              | \$ -                                    |
| (c) Other                   | \$ -             | \$ -             | \$ -              | XXX                                     |
| (d) Aggregate Total (a+b+c) | \$ 1,351,695,090 | \$ 1,351,695,090 | \$ -              | \$ -                                    |

## b. Maximum Amount During Reporting Period (Current Year)

|                            | 1                | 2                | 3                 |
|----------------------------|------------------|------------------|-------------------|
|                            | Total 2+3        | General Account  | Separate Accounts |
| 1. Debt                    | \$ -             |                  |                   |
| 2. Funding Agreements      | \$ 2,562,234,990 | \$ 2,562,234,990 |                   |
| 3. Other                   | \$ -             |                  |                   |
| 4. Aggregate Total (1+2+3) | \$ 2,562,234,990 | \$ 2,562,234,990 | \$ -              |

11B(4)b4 (Columns 1, 2 and 3) should be equal to or greater than 11B(4)a1(d) (Columns 1, 2 and 3 respectively)

## c. FHLB - Prepayment Obligations

|                       | Does the company have prepayment obligations under the following arrangements (YES/NO)? |
|-----------------------|---|
| 1. Debt               | No  |
| 2. Funding Agreements | No  |
| 3. Other              | No  |

**NOTE 12 Retirement Plans, Deferred Compensation, Postemployment Benefits and Compensated Absences and Other Postretirement Benefit Plans**
A. Defined Benefit Plan  
(1) - (3) No Changes.

|   | Pension Benefits |                 | Postretirement Benefits |                | Special or Contractual Benefits Per SSAP No. 11 |      |
|---|------------------|-----------------|-------------------------|----------------|---|------|
|   | 2024             | 2023            | 2024                    | 2023           | 2024  | 2023 |
| (4) Components of net periodic benefit cost                   |                  |                 |                         |                |   |      |
| a. Service cost   | \$ 23,084,435    | \$ 30,127,424   | \$ 1,580,793            | \$ 2,198,187   | \$ -  | -    |
| b. Interest cost  | \$ 90,721,370    | \$ 121,480,410  | \$ 6,534,365            | \$ 9,084,738   | \$ -  | -    |
| c. Expected return on plan assets                             | \$ (88,523,511)  | \$(119,169,219) | \$ (4,080,611)          | \$ (5,356,495) | \$ -  | -    |
| d. Transition asset or obligation                             |                  | \$ -            |                         | \$ -           | \$ -  | -    |
| e. Gains and losses   | \$ 25,723,232    | \$ 28,430,876   | \$ 3,270,433            | \$ 5,001,336   | \$ -  | -    |
| f. Prior service cost or credit                               |                  | \$ -            | \$ (6,137,264)          | \$ (7,753,157) | \$ -  | -    |
| g. Gain or loss recognized due to a settlement or curtailment |                  | \$ -            |                         | \$ -           | \$ -  | -    |
| h. Total net periodic benefit cost                            | \$ 51,005,526    | \$ 60,869,491   | \$ 1,167,716            | \$ 3,174,609   | \$ -  | -    |

(5) - (21) No Changes.

B-H. No Changes.

I. Plan Amendments

**NOTE 13 Capital and Surplus, Dividend Restrictions and Quasi-Reorganizations**

(A) - (M) No Changes.

**NOTE 14 Liabilities, Contingencies and Assessments**
A. Contingent Commitments  
No Changes.

## NOTES TO FINANCIAL STATEMENTS

**NOTE 15 Leases**

- A. Lessee Operating Lease:  
No Changes.

**NOTE 16 Information About Financial Instruments With Off-Balance Sheet Risk and Financial Instruments With Concentrations of Credit Risk**

No Changes.

**NOTE 17 Sale, Transfer and Servicing of Financial Assets and Extinguishments of Liabilities**

- A. Transfers of Receivables Reported as Sales  
No Changes.
- B. Transfer and Servicing of Financial Assets  
No Changes.
- C. Wash Sales  
No Changes.

**NOTE 18 Gain or Loss to the Reporting Entity from Uninsured Plans and the Uninsured Portion of Partially Insured Plans**

- A. ASO Plans:  
No Changes.
- B. ASC Plans:  
No Changes.
- C. Medicare or Similarly Structured Cost Based Reimbursement Contract  
No Changes.

**NOTE 19 Direct Premium Written/Produced by Managing General Agents/Third Party Administrators**

No Changes.

**NOTE 20 Fair Value Measurements**

A.

## (1) Fair Value Measurements at Reporting Date

| Description of each class of asset or liability | (Level 1) | (Level 2)     | (Level 3)      | Net Asset Value (NAV) | Total          |
|---|-----------|---------------|----------------|-----------------------|----------------|
| a. Assets at fair value                         |           |               |                |                       |                |
| Bonds   |           | \$ 41,317,828 |                |                       | \$ 41,317,828  |
| Common Stock                                    |           | \$ 4,747,798  | \$ 118,029,623 | \$ 32,263,108         | \$ 155,040,529 |
| Index Participation Feature                     |           |               | \$ 20,952,092  |                       | \$ 20,952,092  |
| <b>Total assets at fair value/NAV</b>           | \$ -      | \$ 46,065,626 | \$ 138,981,715 | \$ 32,263,108         | \$ 217,310,449 |

## (2) Fair Value Measurements in (Level 3) of the Fair Value hierarchy

| Description                 | Ending Balance as of Prior Quarter End | Transfers into Level 3 | Transfers out of Level 3 | Total gains and (losses) included in Net Income | Total gains and (losses) included in Surplus | Purchases    | Issuances | Sales          | Settlements | Ending Balance for Current Quarter End |
|-----------------------------|--|------------------------|--------------------------|---|--|--------------|-----------|----------------|-------------|--|
| a. Assets                   |  |                        |                          |   |  |              |           |                |             |  |
| Common Stock                | \$ 109,202,977                         | \$ 2,146               |                          |   |  | \$17,553,800 |           | \$(8,729,300)  |             | \$ 118,029,623                         |
| Index Participation Feature | \$ 20,131,934                          | \$ 2,738,432           |                          |   |  | \$ 3,444,220 |           | \$(5,362,494)  |             | \$ 20,952,092                          |
| <b>Total Assets</b>         | \$ 129,334,911                         | \$ 2,740,578           | \$ -                     | \$ -  | \$ -   | \$20,998,020 | \$ -      | \$(14,091,794) | \$ -        | \$ 138,981,715                         |

(3) Transfers into and out of Level 3 are due to changes in Market Value of the investments held at this level during the reporting period.

(4) The Company obtains the fair value of financial instruments held in its portfolio from various sources. These sources include published market quotes for active market exchange traded instruments, third party pricing vendors, investment banks which are lead market makers in certain markets, broker quotes and the use of internal valuation models that use market observable inputs when available and Company derived inputs when external inputs are not available or deemed to be inaccurate.

**Bonds:**

Estimated fair values for bonds, other than private placement securities, are based on values provided by a third party pricing vendor using primarily observable market inputs. Observable inputs include benchmark yields, reported trades, market dealer quotes, issuer spreads, two-sided markets, benchmark securities, bids, offers and reference data.

**Common Stock:**

Estimated fair value for unaffiliated common stock is determined using a quoted market price where available. When the Company cannot obtain a quoted market price directly, it relies on values provided by a third party pricing vendor, or values determined by estimates and assumptions based on internally derived information. The pricing vendor values these securities using observable market inputs, including reported trades, market dealer quotes, bids, offers and reference data. The fair value of common stock was \$155,040,529 at September 30, 2024. \$0 was valued based on quoted market prices from an active market for that identical investment and \$4,747,798 was valued based on quotes from third party pricing vendors for identical investments in markets that are not actively traded, or for similar investments that are actively traded and model derived valuations whose inputs are observable or whose significant value drivers are observable. Common stocks with an aggregate fair value of \$118,029,623 were determined by using estimates and assumptions based on internally derived information. Common stocks with an aggregate fair value of \$32,263,108 were determined by using Net Asset Value.

## NOTES TO FINANCIAL STATEMENTS

### Mortgage Loans:

The estimated fair value of the mortgage loan portfolio is derived primarily using a loan value matrix using significant unobservable inputs. The inputs used in the matrix include (1) the weighted average cash flow and average term to maturity for each individual loan; (2) a base spread over the U.S. Treasury rate and (3) an internally computed credit rating that is used to derive the appropriate credit spread. At September 30, 2024, there were no mortgage loans carried at fair value.

### Surplus Notes:

Estimated fair values for surplus notes are based on values provided by a third party pricing vendor using primarily observable market inputs. Observable inputs include benchmark yields, reported trades, market dealer quotes, issuer spreads, two-sided markets, benchmark securities, bids, offers and reference data.

### Real Estate:

Real estate properties that are designated as held for sale are carried on the balance sheet at the lower of their depreciated cost basis adjusted for any previous impairment write-downs or fair value less cost to sell. At September 30, 2024, the Company had no property in the held for sale category. The fair value of this property is based on what management believes to be a market price based on a bid received at auction from a third party.

### Derivatives:

Derivative instruments are valued through the use of quoted market prices for exchange-traded derivatives (Level 1), third party pricing model and a third party pricing service for over-the-counter ("OTC") traded derivatives (Level 2) and by using internally developed estimates and assumptions when no quoted market price or third party vendor price is available.

(5) Not Applicable.

B. Not Applicable.

C. Aggregate fair value for all financial instruments and the level within the fair value hierarchy in which the fair value measurements in their entirety fall.

| Type of Financial Instrument | Aggregate Fair Value | Admitted Assets   | (Level 1)     | (Level 2)         | (Level 3)        | Net Asset Value (NAV) | Not Practicable (Carrying Value) |
|------------------------------|----------------------|-------------------|---------------|-------------------|------------------|-----------------------|----------------------------------|
| Bonds                        | \$ 49,059,849,642    | \$ 53,261,239,395 | \$ 33,090,346 | \$ 42,099,385,520 | \$ 6,927,373,776 |                       |                                  |
| Common Stock                 | \$ 155,040,529       | \$ 155,040,529    |               | \$ 4,747,798      | \$ 118,029,623   | \$ 32,263,108         |                                  |
| Mortgage Loans               | \$ 7,073,352,075     | \$ 7,196,977,922  |               |                   | \$ 7,073,352,075 |                       |                                  |
| Surplus Notes                | \$ 590,644,584       | \$ 688,445,086    |               | \$ 590,644,584    |                  |                       |                                  |
| Derivative Assets            |                      |                   |               |                   |                  |                       |                                  |
| Currency Swaps               | \$ 114,968,840       | \$ 66,954,197     |               |                   | \$ 114,968,840   |                       |                                  |
| Index Participation Feature  | \$ 20,952,092        | \$ 20,952,092     |               |                   | \$ 20,952,092    |                       |                                  |
| Derivative Liabilities       |                      |                   |               |                   |                  |                       |                                  |
| Currency Swaps               | \$ 56,027,227        | \$ 65,063,499     |               |                   | \$ 56,027,227    |                       |                                  |

D. Not Applicable.

E. The mutual funds valued at NAV are priced by dividing the daily NAV by the number of shares outstanding. As a result, the shares will never be sold for below NAV.

### NOTE 21 Other Items

A. Unusual or Infrequent Items  
No Changes.

B. Troubled Debt Restructuring: Debtors  
No Changes.

C. Other Disclosures  
No Changes.

D. Business Interruption Insurance Recoveries  
No Changes.

E. State Transferable and Non-transferable Tax Credits  
No Changes.

F. Subprime Mortgage Related Risk Exposure  
No Changes.

G. Retained Assets  
No Changes.

H. Insurance-Linked Securities (ILS) Contracts  
No Changes.

I. The Amount That Could Be Realized on Life Insurance Where the Reporting Entity is Owner and Beneficiary or Has Otherwise Obtained Rights to Control the Policy  
No Changes.

NOTE 22 Events Subsequent  
No Changes.

### NOTE 23 Reinsurance

A. Ceded Reinsurance Report  
No Changes.

## NOTES TO FINANCIAL STATEMENTS

**NOTE 24 Retrospectively Rated Contracts & Contracts Subject to Redetermination**

- A. Disclose the method used by the reporting entity to estimate accrued retrospective premium adjustments.  
No Changes.
- B. Disclose whether accrued retrospective premium are recorded through written premium or as an adjustment to earned premium.  
No Changes.
- C. Disclose the amount of net premiums written that are subject to retrospective rating features, as well as the corresponding percentage to total net premiums written.  
No Changes
- D. Medical loss ratio rebates required pursuant to the Public Health Service Act.  
No Changes
- E. Risk Sharing Provisions of the Affordable Care Act  
No Changes

**NOTE 25 Change in Incurred Losses and Loss Adjustment Expenses**

Activity in the liability for unpaid accident & health claim reserves is summarized as follows:

|  | 09/30/2024           | 12/31/2023           |
|--|----------------------|----------------------|
| Balance of Unpaid A&H Claims and Claim Reserves, net of Reinsurance at January 1 | \$4,945,656,471      | \$4,799,293,089      |
| Incurred related to:   |                      |                      |
| Current year   | \$2,524,851,218      | \$3,122,021,006      |
| Prior Year   | <u>(285,139,735)</u> | <u>(250,329,032)</u> |
| Total Incurred   | \$2,239,711,483      | \$2,871,691,974      |
| Paid related to:   |                      |                      |
| Current year   | \$1,573,938,372      | \$2,026,549,551      |
| Prior year   | <u>613,631,060</u>   | <u>698,779,041</u>   |
| Total Paid   | \$2,187,569,431      | \$2,725,328,592      |
| Balance of Unpaid A&H Claims and Claim Reserves, net of Reinsurance              | \$4,997,798,523      | \$4,945,656,471      |

**NOTE 26 Intercompany Pooling Arrangements**

No Changes.

**NOTE 27 Structured Settlements**

No Changes.

**NOTE 28 Health Care Receivables**

No Changes.

**NOTE 29 Participating Policies**

No Changes.

**NOTE 30 Premium Deficiency Reserves**

No Changes.

**NOTE 31 Reserves for Life Contracts and Annuity Contracts**

No Changes.

**NOTE 32 Analysis of Annuity Actuarial Reserves and Deposit Type Contract Liabilities by Withdrawal Characteristics**

No Changes.

**NOTE 33 Analysis of Life Actuarial Reserves by Withdrawal Characteristics**

No Changes.

**NOTE 34 Premium & Annuity Considerations Deferred and Uncollected**

No Changes.

**NOTE 35 Separate Accounts**

No Changes.

**NOTE 36 Loss/Claim Adjustment Expenses**

No Changes.

# GENERAL INTERROGATORIES

## PART 1 - COMMON INTERROGATORIES

### GENERAL

- 1.1 Did the reporting entity experience any material transactions requiring the filing of Disclosure of Material Transactions with the State of Domicile, as required by the Model Act? ..... Yes [ ] No [ X ]
- 1.2 If yes, has the report been filed with the domiciliary state? ..... Yes [ ] No [ ]
- 2.1 Has any change been made during the year of this statement in the charter, by-laws, articles of incorporation, or deed of settlement of the reporting entity? ..... Yes [ ] No [ X ]
- 2.2 If yes, date of change: .....
- 3.1 Is the reporting entity a member of an Insurance Holding Company System consisting of two or more affiliated persons, one or more of which is an insurer? ..... Yes [ ] No [ X ]  
If yes, complete Schedule Y, Parts 1 and 1A.
- 3.2 Have there been any substantial changes in the organizational chart since the prior quarter end? ..... Yes [ ] No [ X ]
- 3.3 If the response to 3.2 is yes, provide a brief description of those changes.  
.....
- 3.4 Is the reporting entity publicly traded or a member of a publicly traded group? ..... Yes [ ] No [ X ]
- 3.5 If the response to 3.4 is yes, provide the CIK (Central Index Key) code issued by the SEC for the entity/group. ....
- 4.1 Has the reporting entity been a party to a merger or consolidation during the period covered by this statement? ..... Yes [ ] No [ X ]
- 4.2 If yes, provide the name of the entity, NAIC Company Code, and state of domicile (use two letter state abbreviation) for any entity that has ceased to exist as a result of the merger or consolidation.

| 1<br>Name of Entity | 2<br>NAIC Company Code | 3<br>State of Domicile |
|---------------------|------------------------|------------------------|
|                     |                        |                        |

- 5. If the reporting entity is subject to a management agreement, including third-party administrator(s), managing general agent(s), attorney-in-fact, or similar agreement, have there been any significant changes regarding the terms of the agreement or principals involved? ..... Yes [ ] No [ X ] N/A [ ]  
If yes, attach an explanation.  
.....
- 6.1 State as of what date the latest financial examination of the reporting entity was made or is being made. .... 12/31/2023
- 6.2 State the as of date that the latest financial examination report became available from either the state of domicile or the reporting entity. This date should be the date of the examined balance sheet and not the date the report was completed or released. .... 12/31/2018
- 6.3 State as of what date the latest financial examination report became available to other states or the public from either the state of domicile or the reporting entity. This is the release date or completion date of the examination report and not the date of the examination (balance sheet date). .... 06/30/2020
- 6.4 By what department or departments?  
New York State Department of Financial Services .....
- 6.5 Have all financial statement adjustments within the latest financial examination report been accounted for in a subsequent financial statement filed with Departments? ..... Yes [ ] No [ ] N/A [ X ]
- 6.6 Have all of the recommendations within the latest financial examination report been complied with? ..... Yes [ ] No [ ] N/A [ X ]
- 7.1 Has this reporting entity had any Certificates of Authority, licenses or registrations (including corporate registration, if applicable) suspended or revoked by any governmental entity during the reporting period? ..... Yes [ ] No [ X ]
- 7.2 If yes, give full information:  
.....
- 8.1 Is the company a subsidiary of a bank holding company regulated by the Federal Reserve Board? ..... Yes [ ] No [ X ]
- 8.2 If response to 8.1 is yes, please identify the name of the bank holding company.  
.....
- 8.3 Is the company affiliated with one or more banks, thrifts or securities firms? ..... Yes [ X ] No [ ]
- 8.4 If response to 8.3 is yes, please provide below the names and location (city and state of the main office) of any affiliates regulated by a federal regulatory services agency [i.e. the Federal Reserve Board (FRB), the Office of the Comptroller of the Currency (OCC), the Federal Deposit Insurance Corporation (FDIC) and the Securities Exchange Commission (SEC)] and identify the affiliate's primary federal regulator.

| 1<br>Affiliate Name                          | 2<br>Location (City, State) | 3<br>FRB | 4<br>OCC | 5<br>FDIC | 6<br>SEC |
|--|-----------------------------|----------|----------|-----------|----------|
| Park Avenue Investment Advisory, LLC .....   | New York, NY .....          | ..NO..   | ..NO..   | ..NO..    | ..YES..  |
| Park Avenue Institutional Advisers LLC ..... | New York, NY .....          | ..NO..   | ..NO..   | ..NO..    | ..YES..  |
| Park Avenue Securities LLC .....             | New York, NY .....          | ..NO..   | ..NO..   | ..NO..    | ..YES..  |

STATEMENT AS OF SEPTEMBER 30, 2024 OF THE GUARDIAN LIFE INSURANCE COMPANY OF AMERICA  
**GENERAL INTERROGATORIES**

- 9.1 Are the senior officers (principal executive officer, principal financial officer, principal accounting officer or controller, or persons performing similar functions) of the reporting entity subject to a code of ethics, which includes the following standards? ..... Yes [ X ] No [ ]
- (a) Honest and ethical conduct, including the ethical handling of actual or apparent conflicts of interest between personal and professional relationships;
- (b) Full, fair, accurate, timely and understandable disclosure in the periodic reports required to be filed by the reporting entity;
- (c) Compliance with applicable governmental laws, rules and regulations;
- (d) The prompt internal reporting of violations to an appropriate person or persons identified in the code; and
- (e) Accountability for adherence to the code.
- 9.11 If the response to 9.1 is No, please explain: .....
- 9.2 Has the code of ethics for senior managers been amended? ..... Yes [ ] No [ X ]
- 9.21 If the response to 9.2 is Yes, provide information related to amendment(s). .....
- 9.3 Have any provisions of the code of ethics been waived for any of the specified officers? ..... Yes [ ] No [ X ]
- 9.31 If the response to 9.3 is Yes, provide the nature of any waiver(s). .....

**FINANCIAL**

- 10.1 Does the reporting entity report any amounts due from parent, subsidiaries or affiliates on Page 2 of this statement? ..... Yes [ X ] No [ ]
- 10.2 If yes, indicate any amounts receivable from parent included in the Page 2 amount: ..... \$ .....

**INVESTMENT**

- 11.1 Were any of the stocks, bonds, or other assets of the reporting entity loaned, placed under option agreement, or otherwise made available for use by another person? (Exclude securities under securities lending agreements.) ..... Yes [ ] No [ X ]
- 11.2 If yes, give full and complete information relating thereto: .....

12. Amount of real estate and mortgages held in other invested assets in Schedule BA: ..... \$ .....
13. Amount of real estate and mortgages held in short-term investments: ..... \$ .....
- 14.1 Does the reporting entity have any investments in parent, subsidiaries and affiliates? ..... Yes [ X ] No [ ]
- 14.2 If yes, please complete the following:

|   | 1<br>Prior Year-End<br>Book/Adjusted<br>Carrying Value | 2<br>Current Quarter<br>Book/Adjusted<br>Carrying Value |
|---|--|---|
| 14.21 Bonds .....   | \$ 285,000,000   | \$ 350,000,000  |
| 14.22 Preferred Stock .....   | \$ .....   | \$ .....  |
| 14.23 Common Stock .....  | \$ 1,095,652,867                                       | \$ 1,138,470,653  |
| 14.24 Short-Term Investments .....  | \$ .....   | \$ .....  |
| 14.25 Mortgage Loans on Real Estate .....   | \$ .....   | \$ .....  |
| 14.26 All Other .....   | \$ 1,329,996,189                                       | \$ 1,241,729,287  |
| 14.27 Total Investment in Parent, Subsidiaries and Affiliates (Subtotal Lines 14.21 to 14.26) ..... | \$ 2,710,649,056                                       | \$ 2,730,199,940  |
| 14.28 Total Investment in Parent included in Lines 14.21 to 14.26 above .....                       | \$ .....   | \$ .....  |

- 15.1 Has the reporting entity entered into any hedging transactions reported on Schedule DB? ..... Yes [ X ] No [ ]
- 15.2 If yes, has a comprehensive description of the hedging program been made available to the domiciliary state? ..... Yes [ X ] No [ ] N/A [ ]  
 If no, attach a description with this statement. ....

16. For the reporting entity's security lending program, state the amount of the following as of the current statement date:
- 16.1 Total fair value of reinvested collateral assets reported on Schedule DL, Parts 1 and 2. .... \$ 1,233,704,146
- 16.2 Total book/adjusted carrying value of reinvested collateral assets reported on Schedule DL, Parts 1 and 2 ..... \$ 1,237,108,104
- 16.3 Total payable for securities lending reported on the liability page. .... \$ 1,233,709,058



STATEMENT AS OF SEPTEMBER 30, 2024 OF THE GUARDIAN LIFE INSURANCE COMPANY OF AMERICA  
**GENERAL INTERROGATORIES**

17. Excluding items in Schedule E - Part 3 - Special Deposits, real estate, mortgage loans and investments held physically in the reporting entity's offices, vaults or safety deposit boxes, were all stocks, bonds and other securities, owned throughout the current year held pursuant to a custodial agreement with a qualified bank or trust company in accordance with Section 1, III - General Examination Considerations, F. Outsourcing of Critical Functions, Custodial or Safekeeping Agreements of the NAIC Financial Condition Examiners Handbook? ..... Yes [ X ] No [ ]
- 17.1 For all agreements that comply with the requirements of the NAIC Financial Condition Examiners Handbook, complete the following:

| 1<br>Name of Custodian(s) | 2<br>Custodian Address                              |
|---------------------------|---|
| JP Morgan Chase .....     | 270 Park Avenue, Floor 41, New York, NY 10017 ..... |

- 17.2 For all agreements that do not comply with the requirements of the NAIC Financial Condition Examiners Handbook, provide the name, location and a complete explanation:

| 1<br>Name(s) | 2<br>Location(s) | 3<br>Complete Explanation(s) |
|--------------|------------------|------------------------------|
| .....        | .....            | .....                        |

- 17.3 Have there been any changes, including name changes, in the custodian(s) identified in 17.1 during the current quarter? ..... Yes [ ] No [ X ]

- 17.4 If yes, give full information relating thereto:

| 1<br>Old Custodian | 2<br>New Custodian | 3<br>Date of Change | 4<br>Reason |
|--------------------|--------------------|---------------------|-------------|
| .....              | .....              | .....               | .....       |

- 17.5 Investment management – Identify all investment advisors, investment managers, broker/dealers, including individuals that have the authority to make investment decisions on behalf of the reporting entity. For assets that are managed internally by employees of the reporting entity, note as such. ["...that have access to the investment accounts"; "...handle securities"]

| 1<br>Name of Firm or Individual              | 2<br>Affiliation |
|--|------------------|
| Park Avenue Institutional Advisors LLC ..... | A.....           |
| HPS Investment Partners, LLC .....           | U.....           |
| Alliance Bernstein .....                     | U.....           |

- 17.5097 For those firms/individuals listed in the table for Question 17.5, do any firms/individuals unaffiliated with the reporting entity (i.e. designated with a "U") manage more than 10% of the reporting entity's invested assets?..... Yes [ X ] No [ ]

- 17.5098 For firms/individuals unaffiliated with the reporting entity (i.e. designated with a "U") listed in the table for Question 17.5, does the total assets under management aggregate to more than 50% of the reporting entity's invested assets?..... Yes [ ] No [ X ]

- 17.6 For those firms or individuals listed in the table for 17.5 with an affiliation code of "A" (affiliated) or "U" (unaffiliated), provide the information for the table below.

| 1                                      | 2  | 3                             | 4               | 5   |
|--|--|-------------------------------|-----------------|---|
| Central Registration Depository Number | Name of Firm or Individual                   | Legal Entity Identifier (LEI) | Registered With | Investment Management Agreement (IMA) Filed |
| N/A .....                              | Park Avenue Institutional Advisors LLC ..... | 5493008JMPNRWLZ3MJ50 .....    | N/A .....       | DS.....                                     |
| N/A .....                              | HPS Investment Partners LLC .....            | 5493001W7540H8HM8F38 .....    | N/A .....       | DS.....                                     |
| N/A .....                              | Alliance Bernstein .....                     | .....                         | N/A .....       | DS.....                                     |

- 18.1 Have all the filing requirements of the Purposes and Procedures Manual of the NAIC Investment Analysis Office been followed? ..... Yes [ X ] No [ ]

- 18.2 If no, list exceptions:  
 .....

19. By self-designating 5GI securities, the reporting entity is certifying the following elements for each self-designated 5GI security:  
 a. Documentation necessary to permit a full credit analysis of the security does not exist or an NAIC CRP credit rating for an FE or PL security is not available.  
 b. Issuer or obligor is current on all contracted interest and principal payments.  
 c. The insurer has an actual expectation of ultimate payment of all contracted interest and principal.  
 Has the reporting entity self-designated 5GI securities? ..... Yes [ ] No [ X ]

20. By self-designating PLGI securities, the reporting entity is certifying the following elements of each self-designated PLGI security:  
 a. The security was purchased prior to January 1, 2018.  
 b. The reporting entity is holding capital commensurate with the NAIC Designation reported for the security.  
 c. The NAIC Designation was derived from the credit rating assigned by an NAIC CRP in its legal capacity as a NRSRO which is shown on a current private letter rating held by the insurer and available for examination by state insurance regulators.  
 d. The reporting entity is not permitted to share this credit rating of the PL security with the SVO.  
 Has the reporting entity self-designated PLGI securities? ..... Yes [ ] No [ X ]

21. By assigning FE to a Schedule BA non-registered private fund, the reporting entity is certifying the following elements of each self-designated FE fund:  
 a. The shares were purchased prior to January 1, 2019.  
 b. The reporting entity is holding capital commensurate with the NAIC Designation reported for the security.  
 c. The security had a public credit rating(s) with annual surveillance assigned by an NAIC CRP in its legal capacity as an NRSRO prior to January 1, 2019.  
 d. The fund only or predominantly holds bonds in its portfolio.  
 e. The current reported NAIC Designation was derived from the public credit rating(s) with annual surveillance assigned by an NAIC CRP in its legal capacity as an NRSRO.  
 f. The public credit rating(s) with annual surveillance assigned by an NAIC CRP has not lapsed.  
 Has the reporting entity assigned FE to Schedule BA non-registered private funds that complied with the above criteria? ..... Yes [ ] No [ X ]

STATEMENT AS OF SEPTEMBER 30, 2024 OF THE GUARDIAN LIFE INSURANCE COMPANY OF AMERICA  
**GENERAL INTERROGATORIES**

**PART 2 - LIFE AND ACCIDENT AND HEALTH COMPANIES/FRATERNAL BENEFIT SOCIETIES**

**Life and Accident Health Companies/Fraternal Benefit Societies:**

1. Report the statement value of mortgage loans at the end of this reporting period for the following categories: 1  
Amount
- 1.1 Long-Term Mortgages In Good Standing
- 1.11 Farm Mortgages .....\$.....
- 1.12 Residential Mortgages .....\$.....
- 1.13 Commercial Mortgages .....\$..... 7,196,977,922
- 1.14 Total Mortgages in Good Standing .....\$..... 7,196,977,922
- 1.2 Long-Term Mortgages In Good Standing with Restructured Terms
- 1.21 Total Mortgages in Good Standing with Restructured Terms.....\$.....
- 1.3 Long-Term Mortgage Loans Upon which Interest is Overdue more than Three Months
- 1.31 Farm Mortgages .....\$.....
- 1.32 Residential Mortgages .....\$.....
- 1.33 Commercial Mortgages .....\$.....
- 1.34 Total Mortgages with Interest Overdue more than Three Months .....\$.....
- 1.4 Long-Term Mortgage Loans in Process of Foreclosure
- 1.41 Farm Mortgages .....\$.....
- 1.42 Residential Mortgages .....\$.....
- 1.43 Commercial Mortgages .....\$.....
- 1.44 Total Mortgages in Process of Foreclosure .....\$.....
- 1.5 Total Mortgage Loans (Lines 1.14 + 1.21 + 1.34 + 1.44) (Page 2, Column 3, Lines 3.1 + 3.2) .....\$..... 7,196,977,922
- 1.6 Long-Term Mortgages Foreclosed, Properties Transferred to Real Estate in Current Quarter
- 1.61 Farm Mortgages .....\$.....
- 1.62 Residential Mortgages .....\$.....
- 1.63 Commercial Mortgages .....\$.....
- 1.64 Total Mortgages Foreclosed and Transferred to Real Estate .....\$.....
2. Operating Percentages:
- 2.1 A&H loss percent ..... 63.000 %
- 2.2 A&H cost containment percent ..... %
- 2.3 A&H expense percent excluding cost containment expenses ..... 34.000 %
- 3.1 Do you act as a custodian for health savings accounts? ..... Yes [ ] No [ X ]
- 3.2 If yes, please provide the amount of custodial funds held as of the reporting date .....\$.....
- 3.3 Do you act as an administrator for health savings accounts? ..... Yes [ ] No [ X ]
- 3.4 If yes, please provide the balance of the funds administered as of the reporting date .....\$.....
4. Is the reporting entity licensed or chartered, registered, qualified, eligible or writing business in at least two states? ..... Yes [ X ] No [ ]
- 4.1 If no, does the reporting entity assume reinsurance business that covers risks residing in at least one state other than the state of domicile of the reporting entity? ..... Yes [ ] No [ ]

**Fraternal Benefit Societies Only:**

- 5.1 In all cases where the reporting entity has assumed accident and health risks from another company, provisions should be made in this statement on account of such reinsurances for reserve equal to that which the original company would have been required to establish had it retained the risks. Has this been done? ..... Yes [ ] No [ ] N/A [ ]
- 5.2 If no, explain:  
.....
- 6.1 Does the reporting entity have outstanding assessments in the form of liens against policy benefits that have increased surplus? ..... Yes [ ] No [ ]
- 6.2 If yes, what is the date(s) of the original lien and the total outstanding balance of liens that remain in surplus?

| Date  | Outstanding Lien Amount |
|-------|-------------------------|
| ..... | .....                   |

**SCHEDULE S - CEDED REINSURANCE**

Showing All New Reinsurance Treaties - Current Year to Date

| 1<br>NAIC<br>Company<br>Code | 2<br>ID<br>Number | 3<br>Effective<br>Date | 4<br>Name of Reinsurer | 5<br>Domiciliary<br>Jurisdiction | 6<br>Type of<br>Reinsurance<br>Ceded | 7<br>Type of<br>Business<br>Ceded | 8<br>Type of Reinsurer | 9<br>Certified<br>Reinsurer<br>Rating<br>(1 through 6) | 10<br>Effective<br>Date of<br>Certified<br>Reinsurer<br>Rating |
|------------------------------|-------------------|------------------------|------------------------|----------------------------------|--------------------------------------|-----------------------------------|------------------------|--|--|
| <b>NONE</b>                  |                   |                        |                        |                                  |                                      |                                   |                        |  |  |

**STATEMENT AS OF SEPTEMBER 30, 2024 OF THE GUARDIAN LIFE INSURANCE COMPANY OF AMERICA**  
**SCHEDULE T - PREMIUMS AND ANNUITY CONSIDERATIONS**

Current Year To Date - Allocated by States and Territories

| 1   | Life Contracts    |                         | Direct Business Only   |   |                      |                           |                        |
|---|-------------------|-------------------------|------------------------|---|----------------------|---------------------------|------------------------|
|   | 2                 | 3                       | 4                      | 5   | 6                    | 7                         |                        |
| States, Etc.  | Active Status (a) | Life Insurance Premiums | Annuity Considerations | Accident and Health Insurance Premiums, Including Policy, Membership and Other Fees | Other Considerations | Total Columns 2 Through 5 | Deposit-Type Contracts |
| 1. Alabama  | AL                | L                       | 37,371,406             | 136,909   | 48,643,375           | 86,151,690                |                        |
| 2. Alaska   | AK                | L                       | 1,864,009              |   | 1,421,280            | 3,285,289                 |                        |
| 3. Arizona  | AZ                | L                       | 37,140,453             |   | 35,239,163           | 72,379,616                | 41,254                 |
| 4. Arkansas   | AR                | L                       | 7,510,309              |   | 10,259,150           | 17,769,460                |                        |
| 5. California   | CA                | L                       | 284,204,333            | 654,085   | 536,126,202          | 820,984,620               |                        |
| 6. Colorado   | CO                | L                       | 37,769,457             | 1,800   | 45,156,904           | 82,928,161                |                        |
| 7. Connecticut  | CT                | L                       | 74,053,838             |   | 23,417,567           | 97,471,405                |                        |
| 8. Delaware   | DE                | L                       | 10,700,007             |   | 5,658,150            | 16,358,157                |                        |
| 9. District of Columbia   | DC                | L                       | 10,647,658             | 350,846   | 17,451,257           | 28,449,762                |                        |
| 10. Florida   | FL                | L                       | 300,090,374            | 423,135   | 290,728,883          | 591,242,392               |                        |
| 11. Georgia   | GA                | L                       | 132,340,814            | 998,372   | 105,914,024          | 239,253,210               | 112,804                |
| 12. Hawaii  | HI                | L                       | 30,450,478             |   | 4,172,093            | 34,622,572                |                        |
| 13. Idaho   | ID                | L                       | 3,791,850              |   | 3,526,573            | 7,318,424                 |                        |
| 14. Illinois  | IL                | L                       | 95,320,740             | 42,800  | 155,413,294          | 250,776,833               |                        |
| 15. Indiana   | IN                | L                       | 46,876,825             |   | 68,028,304           | 114,905,130               |                        |
| 16. Iowa  | IA                | L                       | 32,321,635             |   | 9,721,990            | 42,043,625                |                        |
| 17. Kansas  | KS                | L                       | 13,143,814             |   | 22,340,227           | 35,484,040                |                        |
| 18. Kentucky  | KY                | L                       | 24,669,214             |   | 34,613,352           | 59,282,566                |                        |
| 19. Louisiana   | LA                | L                       | 37,175,151             |   | 39,190,714           | 76,365,865                |                        |
| 20. Maine   | ME                | L                       | 10,638,369             |   | 6,144,955            | 16,783,324                |                        |
| 21. Maryland  | MD                | L                       | 60,446,297             |   | 49,397,590           | 109,843,886               |                        |
| 22. Massachusetts   | MA                | L                       | 131,108,322            | 131,527   | 93,942,581           | 225,182,430               |                        |
| 23. Michigan  | MI                | L                       | 48,634,392             |   | 80,794,442           | 129,428,834               | 73,960                 |
| 24. Minnesota   | MN                | L                       | 43,837,746             | 114,482   | 31,065,575           | 75,017,803                |                        |
| 25. Mississippi   | MS                | L                       | 19,620,581             |   | 33,810,667           | 53,431,247                |                        |
| 26. Missouri  | MO                | L                       | 29,939,433             |   | 54,993,530           | 84,932,962                |                        |
| 27. Montana   | MT                | L                       | 19,259,649             |   | 6,243,183            | 25,502,832                |                        |
| 28. Nebraska  | NE                | L                       | 6,292,873              |   | 9,216,082            | 15,508,955                |                        |
| 29. Nevada  | NV                | L                       | 46,746,993             |   | 19,241,956           | 65,988,949                |                        |
| 30. New Hampshire   | NH                | L                       | 22,095,421             |   | 6,864,353            | 28,959,774                |                        |
| 31. New Jersey  | NJ                | L                       | 356,250,136            | 119,990   | 104,330,971          | 460,701,098               | 30,000                 |
| 32. New Mexico  | NM                | L                       | 3,518,882              |   | 3,104,080            | 6,622,962                 |                        |
| 33. New York  | NY                | L                       | 768,050,890            | 1,124,840   | 398,155,570          | 1,167,331,300             | 2,366,582,746          |
| 34. North Carolina  | NC                | L                       | 80,805,897             | 135,833   | 66,223,608           | 147,165,338               | 11,609                 |
| 35. North Dakota  | ND                | L                       | 4,282,904              |   | 2,525,635            | 6,808,538                 |                        |
| 36. Ohio  | OH                | L                       | 112,876,779            | 84,107  | 122,530,900          | 235,491,786               |                        |
| 37. Oklahoma  | OK                | L                       | 19,275,716             |   | 24,373,772           | 43,649,488                |                        |
| 38. Oregon  | OR                | L                       | 29,688,168             |   | 33,235,239           | 62,923,407                |                        |
| 39. Pennsylvania  | PA                | L                       | 156,755,349            |   | 124,129,741          | 280,885,090               |                        |
| 40. Rhode Island  | RI                | L                       | 6,333,787              |   | 1,853,002            | 8,186,789                 |                        |
| 41. South Carolina  | SC                | L                       | 50,441,232             |   | 45,755,231           | 96,196,463                |                        |
| 42. South Dakota  | SD                | L                       | 2,971,543              |   | 2,440,669            | 5,412,212                 |                        |
| 43. Tennessee   | TN                | L                       | 56,035,826             | 51,140  | 56,319,166           | 112,406,131               |                        |
| 44. Texas   | TX                | L                       | 180,271,265            | 265,276   | 278,242,423          | 458,778,963               | 378,376                |
| 45. Utah  | UT                | L                       | 17,739,042             |   | 20,826,138           | 38,565,180                |                        |
| 46. Vermont   | VT                | L                       | 3,605,438              | 225   | 1,063,206            | 4,668,869                 |                        |
| 47. Virginia  | VA                | L                       | 66,242,480             | 178,231   | 85,931,563           | 152,352,274               |                        |
| 48. Washington  | WA                | L                       | 30,501,033             | 65,000  | 20,201,163           | 50,767,196                |                        |
| 49. West Virginia   | WV                | L                       | 8,235,372              |   | 11,606,938           | 19,842,310                |                        |
| 50. Wisconsin   | WI                | L                       | 27,353,314             |   | 25,502,582           | 52,855,896                |                        |
| 51. Wyoming   | WY                | L                       | 6,809,044              |   | 2,342,282            | 9,151,326                 |                        |
| 52. American Samoa  | AS                | N                       | 179                    |   |                      | 179                       |                        |
| 53. Guam  | GU                | N                       |                        |   |                      |                           |                        |
| 54. Puerto Rico   | PR                | N                       | 154,065                |   | 28,047               | 182,112                   |                        |
| 55. U.S. Virgin Islands   | VI                | N                       |                        |   | 1,842                | 1,842                     |                        |
| 56. Northern Mariana Islands  | MP                | N                       |                        |   |                      |                           |                        |
| 57. Canada  | CAN               | N                       | 138,316                |   | 21,028               | 159,344                   |                        |
| 58. Aggregate Other Aliens  | OT                | XXX                     | 19,639,605             |   | 14,879               | 19,654,484                |                        |
| 59. Subtotal  | XXX               | 3,664,038,703           | 4,878,599              | 3,279,497,091   | 6,948,414,392        | 2,367,230,749             |                        |
| 90. Reporting entity contributions for employee benefits plans  | XXX               | 3,211,062               |                        | 3,626,538   | 6,837,599            |                           |                        |
| 91. Dividends or refunds applied to purchase paid-up additions and annuities  | XXX               | 763,568,945             | 431,275                |   | 764,000,220          |                           |                        |
| 92. Dividends or refunds applied to shorten endowment or premium paying period  | XXX               |                         |                        |   |                      |                           |                        |
| 93. Premium or annuity considerations waived under disability or other contract provisions  | XXX               | 18,528,640              |                        | 6,796,150   | 25,324,789           |                           |                        |
| 94. Aggregate or other amounts not allocable by State   | XXX               | 238,447,169             |                        | 1,054,978   | 239,502,146          |                           |                        |
| 95. Totals (Direct Business)  | XXX               | 4,687,794,517           | 5,309,874              | 3,290,974,756   | 7,984,079,147        | 2,367,230,749             |                        |
| 96. Plus Reinsurance Assumed  | XXX               | 18,490,970              |                        | 467,448,387   | 485,939,357          |                           |                        |
| 97. Totals (All Business)   | XXX               | 4,706,285,487           | 5,309,874              | 3,758,423,143   | 8,470,018,504        | 2,367,230,749             |                        |
| 98. Less Reinsurance Ceded  | XXX               | 514,223,363             |                        | 84,200,345  | 598,423,709          |                           |                        |
| 99. Totals (All Business) less Reinsurance Ceded  | XXX               | 4,192,062,124           | 5,309,874              | 3,674,222,797   | 7,871,594,795        | 2,367,230,749             |                        |
| <b>DETAILS OF WRITE-INS</b>   |                   |                         |                        |   |                      |                           |                        |
| 58001. Other alien  | XXX               | 19,639,605              |                        | 14,879  | 19,654,484           |                           |                        |
| 58002.  | XXX               |                         |                        |   |                      |                           |                        |
| 58003.  | XXX               |                         |                        |   |                      |                           |                        |
| 58998. Summary of remaining write-ins for Line 58 from overflow page  | XXX               |                         |                        |   |                      |                           |                        |
| 58999. Totals (Lines 58001 through 58003 plus 58998)(Line 58 above)   | XXX               | 19,639,605              |                        | 14,879  | 19,654,484           |                           |                        |
| 9401. Paid-up   | XXX               | 158,391,833             |                        |   | 158,391,833          |                           |                        |
| 9402. Dividend accumulations applied as premium in states that do not allow a dividend deduction and non-taxable fees and charges | XXX               | 80,055,336              |                        | 1,054,978   | 81,110,314           |                           |                        |
| 9403.   | XXX               |                         |                        |   |                      |                           |                        |
| 9498. Summary of remaining write-ins for Line 94 from overflow page   | XXX               |                         |                        |   |                      |                           |                        |
| 9499. Totals (Lines 9401 through 9403 plus 9498)(Line 94 above)   | XXX               | 238,447,169             |                        | 1,054,978   | 239,502,146          |                           |                        |

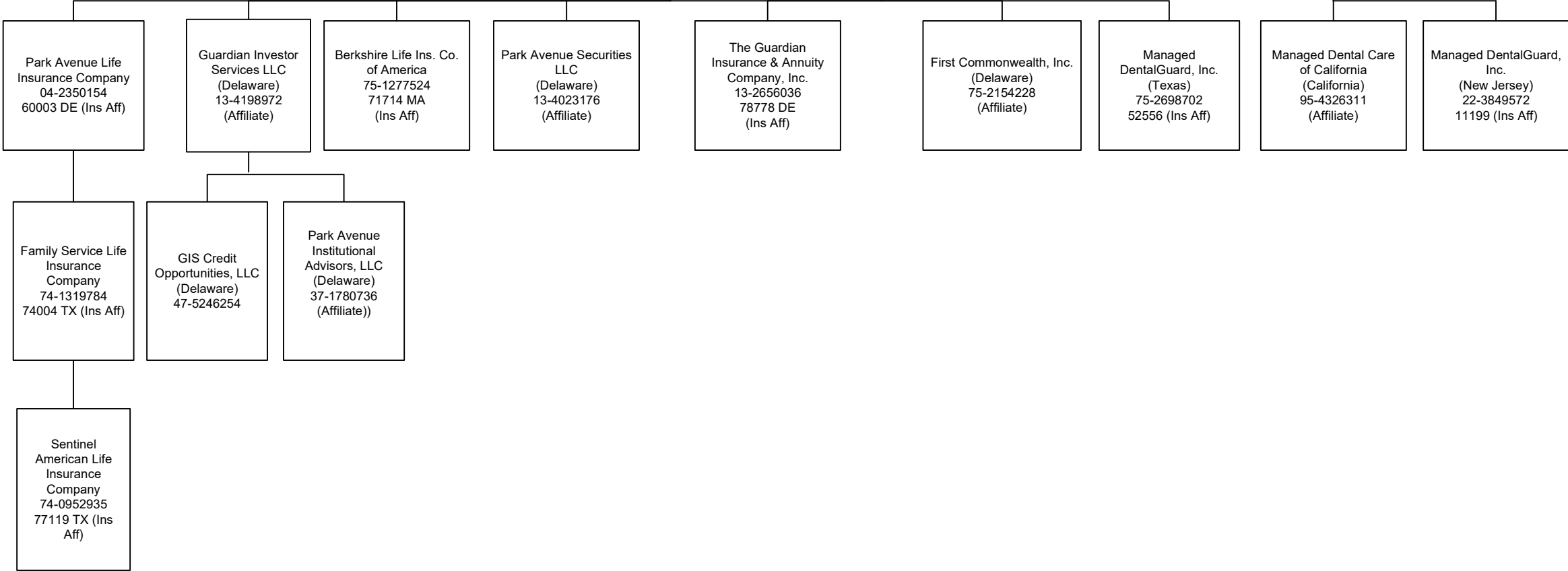
(a) Active Status Counts:

- 1. L - Licensed or Chartered - Licensed insurance carrier or domiciled RRG.....51
- 2. R - Registered - Non-domiciled RRGs.....
- 3. E - Eligible - Reporting entities eligible or approved to write surplus lines in the state.....
- 4. Q - Qualified - Qualified or accredited reinsurer.....
- 5. N - None of the above - Not allowed to write business in the state..... 6

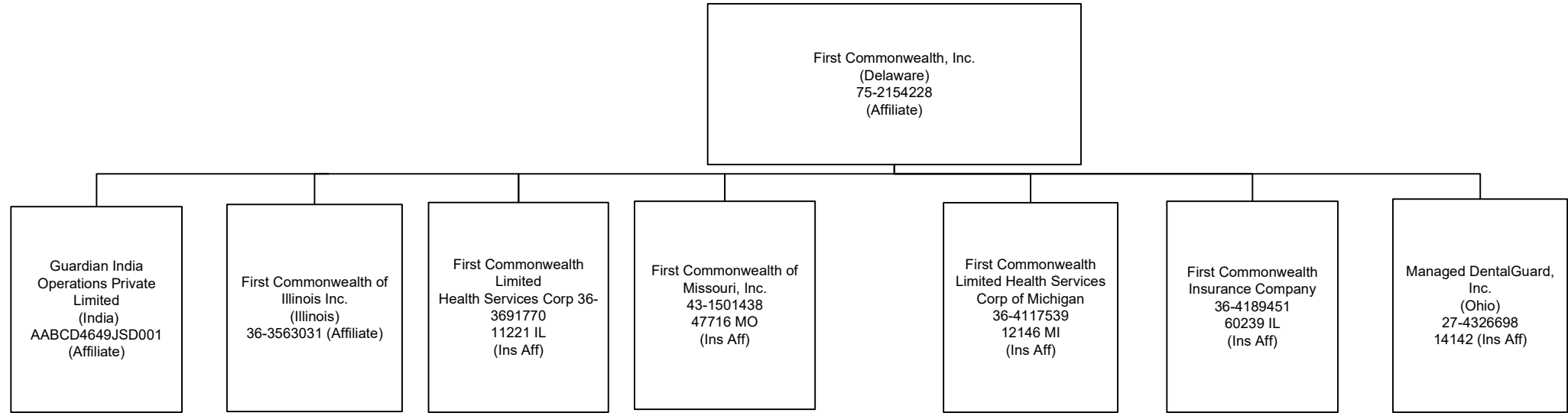
Premiums and annuity considerations are allocated on the basis of the address which has been designated by the policyholder for premium notice purposes.

STATEMENT AS OF SEPTEMBER 30, 2024 OF THE GUARDIAN LIFE INSURANCE COMPANY OF AMERICA

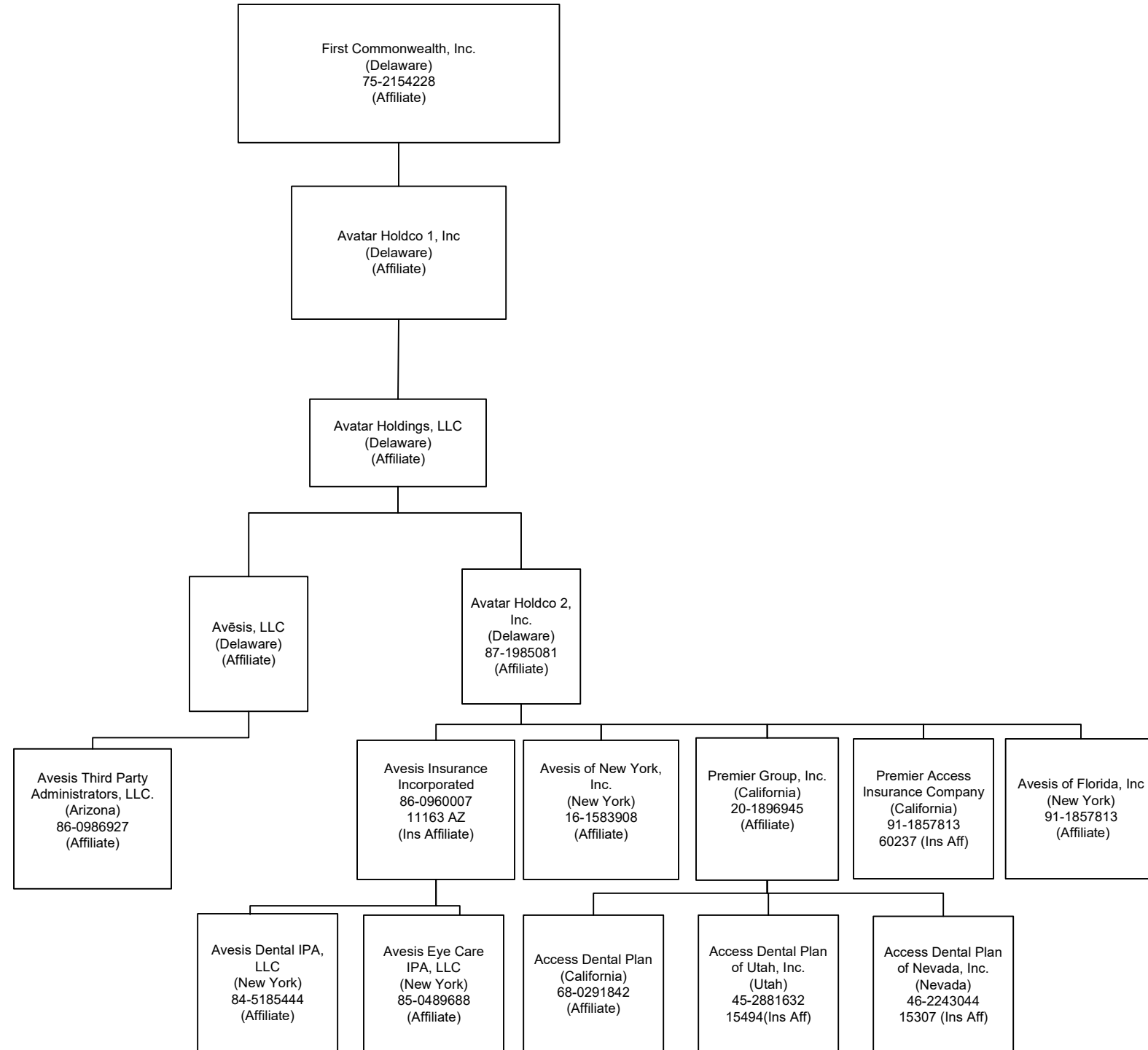
**The Guardian Life Insurance Company of America**  
**13-5123390**  
**64246 NY**  
**(PARENT)**



STATEMENT AS OF SEPTEMBER 30, 2024 OF THE GUARDIAN LIFE INSURANCE COMPANY OF AMERICA



STATEMENT AS OF SEPTEMBER 30, 2024 OF THE GUARDIAN LIFE INSURANCE COMPANY OF AMERICA



STATEMENT AS OF SEPTEMBER 30, 2024 OF THE GUARDIAN LIFE INSURANCE COMPANY OF AMERICA

**SCHEDULE Y**

**PART 1A - DETAIL OF INSURANCE HOLDING COMPANY SYSTEM**

| 1          | 2  | 3                 | 4          | 5            | 6   | 7  | 8   | 9                     | 10                                | 11   | 12   | 13   | 14   | 15                                   | 16 |
|------------|--|-------------------|------------|--------------|-----|--|---|-----------------------|-----------------------------------|--|--|--|--|--------------------------------------|----|
| Group Code | Group Name                                 | NAIC Company Code | ID Number  | Federal RSSD | CIK | Name of Securities Exchange if Publicly Traded (U.S. or International) | Names of Parent, Subsidiaries Or Affiliates | Domi-ciliary Location | Relation-ship to Reporting Entity | Directly Controlled by (Name of Entity/Person) | Type of Control (Ownership, Board, Management, Attorney-in-Fact, Influence, Other) | If Control is Ownership Provide Percentage | Ultimate Controlling Entity(ies)/Person(s) | Is an SCA Filing Re-quired? (Yes/No) | *  |
| .0429      | The Guardian Life Insurance Co. of America | 64246             | 13-5123390 | 3081309      |     |  | The Guardian Life Insurance Co. of America  | ..NY                  |                                   | The Guardian Life Insurance Co. of America     |  |  | The Guardian Life Insurance Co. of America | ..NO                                 |    |
| .0429      | The Guardian Life Insurance Co. of America | 60003             | 04-2350154 |              |     |  | Park Avenue Life Insurance Company          | ..DE                  | ..IA                              | The Guardian Life Insurance Co. of America     | Ownership  | 100.000                                    | The Guardian Life Insurance Co. of America | ..NO                                 |    |
| .0429      | The Guardian Life Insurance Co. of America | 74004             | 74-1319784 |              |     |  | Family Service Life Insurance Company       | ..TX                  | ..IA                              | Park Avenue Life Insurance Company             | Ownership  | 100.000                                    | The Guardian Life Insurance Co. of America | ..NO                                 |    |
| .0429      | The Guardian Life Insurance Co. of America | 77119             | 74-0952935 |              |     |  | Sentinel American Life Insurance Company    | ..TX                  | ..IA                              | Family Service Life Insurance Company          | Ownership  | 100.000                                    | The Guardian Life Insurance Co. of America | ..NO                                 |    |
| .0429      | The Guardian Life Insurance Co. of America | 78778             | 13-2656036 |              |     |  | The Guardian Insurance & Annuity Co., Inc.  | ..DE                  | ..IA                              | The Guardian Life Insurance Co. of America     | Ownership  | 100.000                                    | The Guardian Life Insurance Co. of America | ..NO                                 |    |
| .0000      | The Guardian Life Insurance Co. of America |                   | 13-4023176 |              |     |  | Park Avenue Securities LLC                  | ..DE                  | ..NIA                             | The Guardian Life Insurance Co. of America     | Ownership  | 100.000                                    | The Guardian Life Insurance Co. of America | ..NO                                 |    |
| .0000      | The Guardian Life Insurance Co. of America |                   | 95-4326311 |              |     |  | Managed Dental Care of California           | ..CA                  | ..NIA                             | The Guardian Life Insurance Co. of America     | Ownership  | 100.000                                    | The Guardian Life Insurance Co. of America | ..YES                                |    |
| .0429      | The Guardian Life Insurance Co. of America | 11221             | 36-3691770 |              |     |  | First Commonwealth Ltd Health Svs Corp      | ..IL                  | ..IA                              | First Commonwealth Inc.                        | Ownership  | 100.000                                    | The Guardian Life Insurance Co. of America | ..NO                                 |    |
| .0000      | The Guardian Life Insurance Co. of America |                   | 36-3563031 |              |     |  | First Commonwealth of Illinois Inc.         | ..IL                  | ..NIA                             | First Commonwealth Inc.                        | Ownership  | 100.000                                    | The Guardian Life Insurance Co. of America | ..NO                                 |    |
| .0429      | The Guardian Life Insurance Co. of America | 47716             | 43-1501438 |              |     |  | First Commonwealth of Missouri, Inc.        | ..MO                  | ..IA                              | First Commonwealth Inc.                        | Ownership  | 100.000                                    | The Guardian Life Insurance Co. of America | ..NO                                 |    |
| .0429      | The Guardian Life Insurance Co. of America | 12146             | 36-4117539 |              |     |  | First Commonwealth Ltd Hlth Svs Corp of MI  | ..MI                  | ..IA                              | First Commonwealth Inc.                        | Ownership  | 100.000                                    | The Guardian Life Insurance Co. of America | ..NO                                 |    |
| .0429      | The Guardian Life Insurance Co. of America | 60239             | 36-4189451 |              |     |  | First Commonwealth Insurance Company        | ..IL                  | ..IA                              | First Commonwealth Inc.                        | Ownership  | 100.000                                    | The Guardian Life Insurance Co. of America | ..NO                                 |    |
| .0000      | The Guardian Life Insurance Co. of America |                   | 75-2154228 |              |     |  | First Commonwealth Inc.                     | ..DE                  | ..NIA                             | The Guardian Life Insurance Co. of America     | Ownership  | 100.000                                    | The Guardian Life Insurance Co. of America | ..YES                                |    |
| .0429      | The Guardian Life Insurance Co. of America | 71714             | 75-1277524 | 2391878      |     |  | Berkshire Life Insurance Company of America | ..MA                  | ..IA                              | The Guardian Life Insurance Co. of America     | Ownership  | 100.000                                    | The Guardian Life Insurance Co. of America | ..NO                                 |    |
| .0429      | The Guardian Life Insurance Co. of America | 52556             | 75-2698702 |              |     |  | Managed DentalGuard Inc. (Texas)            | ..TX                  | ..IA                              | The Guardian Life Insurance Co. of America     | Ownership  | 100.000                                    | The Guardian Life Insurance Co. of America | ..NO                                 |    |
| .0429      | The Guardian Life Insurance Co. of America | 11199             | 22-3849572 |              |     |  | Managed DentalGuard Inc. (New Jersey)       | ..NJ                  | ..IA                              | The Guardian Life Insurance Co. of America     | Ownership  | 100.000                                    | The Guardian Life Insurance Co. of America | ..NO                                 |    |
| .0429      | The Guardian Life Insurance Co. of America | 14142             | 27-4326698 |              |     |  | Managed DentalGuard Inc. (Ohio)             | ..OH                  | ..IA                              | First Commonwealth Inc.                        | Ownership  | 100.000                                    | The Guardian Life Insurance Co. of America | ..NO                                 |    |
| .0000      | The Guardian Life Insurance Co. of America |                   | 13-4198972 |              |     |  | Guardian Investor Services LLC              | ..DE                  | ..NIA                             | The Guardian Life Insurance Co. of America     | Ownership  | 100.000                                    | The Guardian Life Insurance Co. of America | ..NO                                 |    |
| .0429      | The Guardian Life Insurance Co. of America | 60237             | 91-1857813 |              |     |  | Premier Access Insurance Company            | ..CA                  | ..IA                              | First Commonwealth Inc.                        | Ownership  | 100.000                                    | The Guardian Life Insurance Co. of America | ..NO                                 |    |
| .0429      | The Guardian Life Insurance Co. of America | 15494             | 45-2881632 |              |     |  | Access Dental Plan of Utah, Inc.            | ..UT                  | ..IA                              | First Commonwealth Inc.                        | Ownership  | 100.000                                    | The Guardian Life Insurance Co. of America | ..NO                                 |    |
| .0429      | The Guardian Life Insurance Co. of America | 15307             | 46-2243044 |              |     |  | Access Dental Plan of Nevada, Inc.          | ..NV                  | ..IA                              | First Commonwealth Inc.                        | Ownership  | 100.000                                    | The Guardian Life Insurance Co. of America | ..NO                                 |    |
| .0000      | The Guardian Life Insurance Co. of America |                   | 68-0291842 |              |     |  | Access Dental Plan                          | ..CA                  | ..NIA                             | First Commonwealth Inc.                        | Ownership  | 100.000                                    | The Guardian Life Insurance Co. of America | ..NO                                 |    |
| .0000      | The Guardian Life Insurance Co. of America |                   |            |              |     |  | Guardian India Operations Private Limited   | ..IND                 | ..NIA                             | First Commonwealth Inc.                        | Ownership  | 100.000                                    | The Guardian Life Insurance Co. of America | ..NO                                 |    |
| .0000      | The Guardian Life Insurance Co. of America |                   | 20-1896945 |              |     |  | Premier Group, Inc.                         | ..CA                  | ..NIA                             | First Commonwealth Inc.                        | Ownership  | 100.000                                    | The Guardian Life Insurance Co. of America | ..NO                                 |    |
| .0000      | The Guardian Life Insurance Co. of America |                   | 86-0349350 |              |     |  | Avesis, LLC                                 | ..DE                  | ..IA                              | First Commonwealth Inc.                        | Ownership  | 100.000                                    | The Guardian Life Insurance Co. of America | ..NO                                 |    |
| .0429      | The Guardian Life Insurance Co. of America | 11163             | 86-0960007 |              |     |  | Avesis Insurance Incorporated               | ..AZ                  | ..NIA                             | First Commonwealth Inc.                        | Ownership  | 100.000                                    | The Guardian Life Insurance Co. of America | ..NO                                 |    |



STATEMENT AS OF SEPTEMBER 30, 2024 OF THE GUARDIAN LIFE INSURANCE COMPANY OF AMERICA

**SCHEDULE Y**

**PART 1A - DETAIL OF INSURANCE HOLDING COMPANY SYSTEM**

| 1          | 2  | 3                 | 4          | 5            | 6   | 7  | 8   | 9                      | 10                                | 11   | 12   | 13  | 14   | 15                                   | 16 |
|------------|--|-------------------|------------|--------------|-----|--|---|------------------------|-----------------------------------|--|--|---|--|--------------------------------------|----|
| Group Code | Group Name                                 | NAIC Company Code | ID Number  | Federal RSSD | CIK | Name of Securities Exchange if Publicly Traded (U.S. or International) | Names of Parent, Subsidiaries Or Affiliates | Domi-ciliary Loca-tion | Relation-ship to Reporting Entity | Directly Controlled by (Name of Entity/Person) | Type of Control (Ownership, Board, Management, Attorney-in-Fact, Influence, Other) | If Control is Ownership Provide Percen-tage | Ultimate Controlling Entity(ies)/Person(s) | Is an SCA Filing Re-quired? (Yes/No) | *  |
| .0000      | The Guardian Life Insurance Co. of America |                   | 86-0986927 |              |     |  | Avesis TPA, LLC                             | ..AZ.....              | .....NIA.....                     | First Commonwealth Inc.                        | Ownership.....   | 100.000                                     | The Guardian Life Insurance Co. of America | ....NO.....                          |    |
| .0000      | The Guardian Life Insurance Co. of America |                   | 16-1583908 |              |     |  | Avesis of New York, Inc                     | ..NY.....              | .....NIA.....                     | First Commonwealth Inc.                        | Ownership.....   | 100.000                                     | The Guardian Life Insurance Co. of America | ....NO.....                          |    |
| .0000      | The Guardian Life Insurance Co. of America |                   | 87-1961981 |              |     |  | Avatar Holdco 1, Inc.*                      | ..DE.....              | .....NIA.....                     | First Commonwealth Inc.                        | Ownership.....   | 100.000                                     | The Guardian Life Insurance Co. of America | ....NO.....                          |    |
| .0000      | The Guardian Life Insurance Co. of America |                   | 35-2728506 |              |     |  | Avatar Holdings, LLC*                       | ..DE.....              | .....NIA.....                     | First Commonwealth Inc.                        | Ownership.....   | 88.000                                      | The Guardian Life Insurance Co. of America | ....NO.....                          |    |
| .0000      | The Guardian Life Insurance Co. of America |                   | 87-1985081 |              |     |  | Avatar Hold Co 2, Inc                       | ..DE.....              | .....NIA.....                     | First Commonwealth Inc.                        | Ownership.....   | 88.000                                      | The Guardian Life Insurance Co. of America | ....NO.....                          |    |
| .0000      | The Guardian Life Insurance Co. of America |                   | 91-1857813 |              |     |  | Avesis of Florida, Inc                      | ..NY.....              | .....NIA.....                     | First Commonwealth Inc.                        | Ownership.....   | 88.000                                      | The Guardian Life Insurance Co. of America | ....NO.....                          |    |
| .0000      | The Guardian Life Insurance Co. of America |                   | 84-5185444 |              |     |  | Avesis Dental IPA, LLC                      | ..NY.....              | .....NIA.....                     | First Commonwealth Inc.                        | Ownership.....   | 88.000                                      | The Guardian Life Insurance Co. of America | ....NO.....                          |    |
| .0000      | The Guardian Life Insurance Co. of America |                   | 85-0489688 |              |     |  | Avesis Eye Care IPA, LLC                    | ..NY.....              | .....NIA.....                     | First Commonwealth Inc.                        | Ownership.....   | 88.000                                      | The Guardian Life Insurance Co. of America | ....NO.....                          |    |
| .0000      | The Guardian Life Insurance Co. of America |                   | 47-5246254 |              |     |  | GIS Credit Opportunities, LLC               | ..DE.....              | .....NIA.....                     | Guardian Investor Services LLC                 | Ownership.....   | 100.000                                     | The Guardian Life Insurance Co. of America | ....NO.....                          |    |
| .0000      | The Guardian Life Insurance Co. of America |                   | 37-1780736 |              |     |  | Park Avenue Institutional Advisors, LLC     | ..DE.....              | .....NIA.....                     | Guardian Investor Services LLC                 | Ownership.....   | 100.000                                     | The Guardian Life Insurance Co. of America | ....NO.....                          |    |

| Asterisk | Explanation |
|----------|-------------|
|          |             |

STATEMENT AS OF SEPTEMBER 30, 2024 OF THE GUARDIAN LIFE INSURANCE COMPANY OF AMERICA

# SUPPLEMENTAL EXHIBITS AND SCHEDULES INTERROGATORIES

The following supplemental reports are required to be filed as part of your statement filing. However, in the event that your company does not transact the type of business for which the special report must be filed, your response of NO to the specific interrogatory will be accepted in lieu of filing a "NONE" report and a bar code will be printed below. If the supplement is required of your company but is not being filed for whatever reason enter SEE EXPLANATION and provide an explanation following the interrogatory questions.

|  | Response |
|--|----------|
| 1. Will the Trusteed Surplus Statement be filed with the state of domicile and the NAIC with this statement? .....   | NO       |
| 2. Will the Medicare Part D Coverage Supplement be filed with the state of domicile and the NAIC with this statement? .....  | NO       |
| 3. Will the Reasonableness of Assumptions Certification required by Actuarial Guideline XXXV be filed with the state of domicile and electronically with the NAIC? .....   | NO       |
| 4. Will the Reasonableness and Consistency of Assumptions Certification required by Actuarial Guideline XXXV be filed with the state of domicile and electronically with the NAIC? .....   | NO       |
| 5. Will the Reasonableness of Assumptions Certification for Implied Guaranteed Rate Method required by Actuarial Guideline XXXVI be filed with the state of domicile and electronically with the NAIC? .....   | NO       |
| 6. Will the Reasonableness and Consistency of Assumptions Certification required by Actuarial Guideline XXXVI (Updated Average Market Value) be filed with the state of domicile and electronically with the NAIC? .....   | NO       |
| 7. Will the Reasonableness and Consistency of Assumptions Certification required by Actuarial Guideline XXXVI (Updated Market Value) be filed with the state of domicile and electronically with the NAIC? .....   | YES      |
| 8. Will the Life PBR Statement of Exemption be filed with the state of domicile by July 1st and electronically with the NAIC with the second quarterly filing per the Valuation Manual (by August 15)? (2nd Quarter Only) The response for 1st and 3rd quarters should be N/A. A NO response resulting with a bar code is only appropriate in the 2nd quarter. In the case of an ongoing statement of exemption, enter "SEE EXPLANATION" and provide as an explanation that the company is utilizing an ongoing statement of exemption. .... | N/A      |

**AUGUST FILING**


|  |     |
|--|-----|
| 9. Will the regulator-only (non-public) Communication of Internal Control Related Matters Noted in Audit be filed with the state of domicile and electronically with the NAIC (as a regulator-only non-public document) by August 1? The response for 1st and 3rd quarters should be N/A. A NO response resulting with a bar code is only appropriate in the 2nd quarter. .... | N/A |
|--|-----|

Explanation:

- 1.
- 2.
- 3.
- 4.
- 5.
- 6.

Bar Code:

1. Trusteed Surplus Statement [Document Identifier 490]
2. Medicare Part D Coverage Supplement [Document Identifier 365]
3. Reasonableness of Assumptions Certification required by Actuarial Guideline XXXV [Document Identifier 445]
4. Reasonableness and Consistency of Assumptions Certification required by Actuarial Guideline XXXV [Document Identifier 446]
5. Reasonableness of Assumptions Certification for Implied Guaranteed Rate Method required by Actuarial Guideline XXXVI [Document Identifier 447]
6. Reasonableness and Consistency of Assumptions Certification required by Actuarial Guideline XXXVI [Document Identifier 448]



STATEMENT AS OF SEPTEMBER 30, 2024 OF THE GUARDIAN LIFE INSURANCE COMPANY OF AMERICA  
**OVERFLOW PAGE FOR WRITE-INS**

Additional Write-ins for Assets Line 25

|   | Current Statement Date |                         |   | 4<br>December 31<br>Prior Year Net<br>Admitted Assets |
|---|------------------------|-------------------------|---|---|
|   | 1<br>Assets            | 2<br>Nonadmitted Assets | 3<br>Net Admitted Assets<br>(Cols. 1 - 2) |   |
| 2504. Modco receivables .....                                       | 165,287                |                         | 165,287                                   | 163,977   |
| 2505. Prepaid assets - pension plan .....                           | 26,532,410             | 26,532,410              |   |   |
| 2506. Leasehold improvements .....                                  | 31,249,003             | 31,249,003              |   |   |
| 2597. Summary of remaining write-ins for Line 25 from overflow page | 57,946,699             | 57,781,413              | 165,287                                   | 163,977   |

Additional Write-ins for Liabilities Line 25

|  | 1<br>Current<br>Statement Date | 2<br>December 31<br>Prior Year |
|--|--------------------------------|--------------------------------|
| 2504. Claims liabilities for all other lines of business - pools ..... | 2,039,972                      | 2,051,014                      |
| 2505. Reserves for special litigation expense .....                    | 1,756,500                      | 1,746,500                      |
| 2506. Miscellaneous reinsurance liabilities .....                      | 369,961                        | 38,381                         |
| 2597. Summary of remaining write-ins for Line 25 from overflow page    | 4,166,433                      | 3,835,895                      |

Additional Write-ins for Summary of Operations Line 8.3

|  | 1<br>Current Year<br>To Date | 2<br>Prior Year<br>To Date | 3<br>Prior Year Ended<br>December 31 |
|--|------------------------------|----------------------------|--------------------------------------|
| 08.304. Miscellaneous income .....                                     | 6,660,740                    | 11,935,425                 | 14,001,233                           |
| 08.305. Experience refund .....  | 154                          | 293                        | 299                                  |
| 08.397. Summary of remaining write-ins for Line 8.3 from overflow page | 6,660,893                    | 11,935,717                 | 14,001,532                           |

Additional Write-ins for Summary of Operations Line 27

|   | 1<br>Current Year<br>To Date | 2<br>Prior Year<br>To Date | 3<br>Prior Year Ended<br>December 31 |
|---|------------------------------|----------------------------|--------------------------------------|
| 2704. Paid family leave risk adjustment .....                       | 1,421,323                    | (3,294,522)                | (4,043,573)                          |
| 2705. Federal exchange fees .....                                   | 466,215                      | 457,149                    | 601,470                              |
| 2706. Fines & penalties of regulatory authorities .....             | 51,628                       | 13,597                     | 26,316                               |
| 2707. Miscellaneous-space and aviation activity .....               | 17,407                       | 19,379                     | 76,830                               |
| 2708. Interest on fines & penalties of regulatory authorities ..... | 12,505                       | 124,728                    | 124,920                              |
| 2797. Summary of remaining write-ins for Line 27 from overflow page | 1,969,078                    | (2,679,669)                | (3,214,036)                          |

**SCHEDULE A - VERIFICATION**

## Real Estate

|  | 1<br>Year to Date | 2<br>Prior Year Ended<br>December 31 |
|--|-------------------|--------------------------------------|
| 1. Book/adjusted carrying value, December 31 of prior year .....                           | 279,587,914       | 249,686,170                          |
| 2. Cost of acquired:   |                   |                                      |
| 2.1 Actual cost at time of acquisition .....   |                   | 39,300,000                           |
| 2.2 Additional investment made after acquisition .....                                     | 5,227,059         | 10,717,218                           |
| 3. Current year change in encumbrances .....   | 3,413,095         | 98,806                               |
| 4. Total gain (loss) on disposals .....  | 34,423            | 181,828                              |
| 5. Deduct amounts received on disposals .....  | 34,423            | 181,828                              |
| 6. Total foreign exchange change in book/adjusted carrying value .....                     |                   |                                      |
| 7. Deduct current year's other than temporary impairment recognized .....                  | 3,022,182         |                                      |
| 8. Deduct current year's depreciation .....  | 15,496,585        | 20,214,280                           |
| 9. Book/adjusted carrying value at the end of current period (Lines 1+2+3+4-5+6-7-8) ..... | 269,709,301       | 279,587,914                          |
| 10. Deduct total nonadmitted amounts .....   |                   |                                      |
| 11. Statement value at end of current period (Line 9 minus Line 10)                        | 269,709,301       | 279,587,914                          |

**SCHEDULE B - VERIFICATION**

## Mortgage Loans

|   | 1<br>Year to Date | 2<br>Prior Year Ended<br>December 31 |
|---|-------------------|--------------------------------------|
| 1. Book value/recorded investment excluding accrued interest, December 31 of prior year .....                             | 7,030,043,194     | 5,993,792,369                        |
| 2. Cost of acquired:  |                   |                                      |
| 2.1 Actual cost at time of acquisition .....  | 221,538,275       | 1,135,264,442                        |
| 2.2 Additional investment made after acquisition .....  | 269,652,161       | 125,837,914                          |
| 3. Capitalized deferred interest and other .....  |                   |                                      |
| 4. Accrual of discount .....  | 2,211,034         |                                      |
| 5. Unrealized valuation increase/(decrease) .....   |                   |                                      |
| 6. Total gain (loss) on disposals .....   |                   |                                      |
| 7. Deduct amounts received on disposals .....   | 326,466,752       | 224,851,531                          |
| 8. Deduct amortization of premium and mortgage interest points and commitment fees .....                                  |                   |                                      |
| 9. Total foreign exchange change in book value/recorded investment excluding accrued interest .....                       |                   |                                      |
| 10. Deduct current year's other than temporary impairment recognized .....  |                   |                                      |
| 11. Book value/recorded investment excluding accrued interest at end of current period (Lines 1+2+3+4+5+6-7-8+9-10) ..... | 7,196,977,912     | 7,030,043,194                        |
| 12. Total valuation allowance .....   |                   |                                      |
| 13. Subtotal (Line 11 plus Line 12) .....   | 7,196,977,912     | 7,030,043,194                        |
| 14. Deduct total nonadmitted amounts .....  |                   |                                      |
| 15. Statement value at end of current period (Line 13 minus Line 14)  | 7,196,977,912     | 7,030,043,194                        |

**SCHEDULE BA - VERIFICATION**

## Other Long-Term Invested Assets

|  | 1<br>Year to Date | 2<br>Prior Year Ended<br>December 31 |
|--|-------------------|--------------------------------------|
| 1. Book/adjusted carrying value, December 31 of prior year .....                             | 5,923,945,665     | 5,438,894,930                        |
| 2. Cost of acquired:   |                   |                                      |
| 2.1 Actual cost at time of acquisition .....   | 122,948,996       | 184,174,148                          |
| 2.2 Additional investment made after acquisition .....                                       | 517,046,312       | 745,203,554                          |
| 3. Capitalized deferred interest and other .....   |                   |                                      |
| 4. Accrual of discount .....   | 32,971            | 42,356                               |
| 5. Unrealized valuation increase/(decrease) .....  | 44,320,649        | (37,023,018)                         |
| 6. Total gain (loss) on disposals .....  | 2,074,717         | 8,866,108                            |
| 7. Deduct amounts received on disposals .....  | 171,103,118       | 345,781,925                          |
| 8. Deduct amortization of premium and depreciation .....                                     | 19,282,039        | 18,018,588                           |
| 9. Total foreign exchange change in book/adjusted carrying value .....                       | 3,371,291         | 2,801,142                            |
| 10. Deduct current year's other than temporary impairment recognized .....                   | 20,919,782        | 55,213,043                           |
| 11. Book/adjusted carrying value at end of current period (Lines 1+2+3+4+5+6-7-8+9-10) ..... | 6,402,435,664     | 5,923,945,665                        |
| 12. Deduct total nonadmitted amounts .....   | 1,852,078         | 1,867,384                            |
| 13. Statement value at end of current period (Line 11 minus Line 12)                         | 6,400,583,586     | 5,922,078,281                        |

**SCHEDULE D - VERIFICATION**

## Bonds and Stocks

|   | 1<br>Year to Date | 2<br>Prior Year Ended<br>December 31 |
|---|-------------------|--------------------------------------|
| 1. Book/adjusted carrying value of bonds and stocks, December 31 of prior year .....                      | 53,296,017,935    | 52,314,247,616                       |
| 2. Cost of bonds and stocks acquired .....  | 5,723,335,777     | 6,253,384,417                        |
| 3. Accrual of discount .....  | 55,416,190        | 86,357,222                           |
| 4. Unrealized valuation increase/(decrease) .....   | 28,698,813        | (75,536,242)                         |
| 5. Total gain (loss) on disposals .....   | (31,268,047)      | (440,166,798)                        |
| 6. Deduct consideration for bonds and stocks disposed of .....  | 4,504,238,228     | 4,791,731,095                        |
| 7. Deduct amortization of premium .....   | 77,311,191        | 100,196,113                          |
| 8. Total foreign exchange change in book/adjusted carrying value .....                                    | 60,807,766        | 79,682,377                           |
| 9. Deduct current year's other than temporary impairment recognized .....                                 | 5,717,068         | 32,816,052                           |
| 10. Total investment income recognized as a result of prepayment penalties and/or acceleration fees ..... | (11,998,353)      | 2,792,604                            |
| 11. Book/adjusted carrying value at end of current period (Lines 1+2+3+4+5-6-7+8-9+10) .....              | 54,533,743,594    | 53,296,017,935                       |
| 12. Deduct total nonadmitted amounts .....  | 1,077,895         | 914,213                              |
| 13. Statement value at end of current period (Line 11 minus Line 12)                                      | 54,532,665,699    | 53,295,103,722                       |

STATEMENT AS OF SEPTEMBER 30, 2024 OF THE GUARDIAN LIFE INSURANCE COMPANY OF AMERICA

**SCHEDULE D - PART 1B**

Showing the Acquisitions, Dispositions and Non-Trading Activity  
During the Current Quarter for all Bonds and Preferred Stock by NAIC Designation

| NAIC Designation                    | 1<br>Book/Adjusted<br>Carrying Value<br>Beginning<br>of Current Quarter | 2<br>Acquisitions<br>During<br>Current Quarter | 3<br>Dispositions<br>During<br>Current Quarter | 4<br>Non-Trading Activity<br>During<br>Current Quarter | 5<br>Book/Adjusted<br>Carrying Value<br>End of<br>First Quarter | 6<br>Book/Adjusted<br>Carrying Value<br>End of<br>Second Quarter | 7<br>Book/Adjusted<br>Carrying Value<br>End of<br>Third Quarter | 8<br>Book/Adjusted<br>Carrying Value<br>December 31<br>Prior Year |
|-------------------------------------|---|--|--|--|---|--|---|---|
| <b>BONDS</b>                        |   |  |  |  |   |  |   |   |
| 1. NAIC 1 (a) .....                 | 30,208,590,610  | 38,811,727,269                                 | 38,001,111,192                                 | (39,919,521)   | 29,769,836,374  | 30,208,590,610   | 30,979,287,166  | 29,464,826,687  |
| 2. NAIC 2 (a) .....                 | 21,110,294,955  | 851,832,893                                    | 630,000,502                                    | 109,029,033  | 20,987,733,590  | 21,110,294,955   | 21,441,156,379  | 20,679,851,431  |
| 3. NAIC 3 (a) .....                 | 1,338,906,778   | 214,890,626                                    | 169,316,505                                    | (16,464,978)   | 1,308,002,114   | 1,338,906,778  | 1,368,015,921   | 1,289,329,294   |
| 4. NAIC 4 (a) .....                 | 1,433,080,802   | 175,153,384                                    | 163,656,899                                    | 37,457,658   | 1,550,469,647   | 1,433,080,802  | 1,482,034,945   | 1,567,708,129   |
| 5. NAIC 5 (a) .....                 | 225,580,326   | 640,443  | 20,806,541                                     | 15,453,568   | 306,722,862   | 225,580,326  | 220,867,796   | 323,406,312   |
| 6. NAIC 6 (a) .....                 | 17,962,286  |  | 9,098,633                                      | 30,227,416   | 29,982,481  | 17,962,286   | 39,091,069  | 24,265,697  |
| 7. Total Bonds                      | 54,334,415,757  | 40,054,244,615                                 | 38,993,990,272                                 | 135,783,176  | 53,952,747,068  | 54,334,415,757   | 55,530,453,276  | 53,349,387,550  |
| <b>PREFERRED STOCK</b>              |   |  |  |  |   |  |   |   |
| 8. NAIC 1 .....                     |   |  |  |  |   |  |   |   |
| 9. NAIC 2 .....                     |   |  |  |  |   |  |   |   |
| 10. NAIC 3 .....                    |   |  |  |  |   |  |   |   |
| 11. NAIC 4 .....                    |   |  |  |  |   |  |   |   |
| 12. NAIC 5 .....                    |   |  |  |  |   |  |   |   |
| 13. NAIC 6 .....                    |   |  |  |  |   |  |   |   |
| 14. Total Preferred Stock .....     |   |  |  |  |   |  |   |   |
| 15. Total Bonds and Preferred Stock | 54,334,415,757  | 40,054,244,615                                 | 38,993,990,272                                 | 135,783,176  | 53,952,747,068  | 54,334,415,757   | 55,530,453,276  | 53,349,387,550  |

(a) Book/Adjusted Carrying Value column for the end of the current reporting period includes the following amount of short-term and cash equivalent bonds by NAIC designation:

NAIC 1 \$ 2,284,957,063 ; NAIC 2 \$ ; NAIC 3 \$ ; NAIC 4 \$ ; NAIC 5 \$ 216,112 ; NAIC 6 \$

S102

**SCHEDULE DA - PART 1**

Short-Term Investments

|                   | 1<br>Book/Adjusted<br>Carrying Value | 2<br>Par Value | 3<br>Actual Cost | 4<br>Interest Collected<br>Year-to-Date | 5<br>Paid for<br>Accrued Interest<br>Year-to-Date |
|-------------------|--------------------------------------|----------------|------------------|---|---|
| 7709999999 Totals | 551,704,114                          | xxx            | 546,494,710      | 48,923                                  | 448   |

**SCHEDULE DA - VERIFICATION**

Short-Term Investments

|   | 1<br>Year To Date | 2<br>Prior Year Ended<br>December 31 |
|---|-------------------|--------------------------------------|
| 1. Book/adjusted carrying value, December 31 of prior year .....                          | 36,014,391        | 60,621,931                           |
| 2. Cost of short-term investments acquired .....  | 111,392,684,242   | 175,647,221,681                      |
| 3. Accrual of discount .....  | 41,433,481        | 58,582,774                           |
| 4. Unrealized valuation increase/(decrease) .....   |                   |                                      |
| 5. Total gain (loss) on disposals .....   |                   | 208,576                              |
| 6. Deduct consideration received on disposals .....                                       | 110,918,428,000   | 175,730,620,571                      |
| 7. Deduct amortization of premium .....   |                   |                                      |
| 8. Total foreign exchange change in book/adjusted carrying value .....                    |                   |                                      |
| 9. Deduct current year's other than temporary impairment recognized .....                 |                   |                                      |
| 10. Book/adjusted carrying value at end of current period (Lines 1+2+3+4+5-6-7+8-9) ..... | 551,704,114       | 36,014,391                           |
| 11. Deduct total nonadmitted amounts .....  |                   |                                      |
| 12. Statement value at end of current period (Line 10 minus Line 11)                      | 551,704,114       | 36,014,391                           |

**SCHEDULE DB - PART A - VERIFICATION**

Options, Caps, Floors, Collars, Swaps and Forwards

|   |              |
|---|--------------|
| 1. Book/Adjusted Carrying Value, December 31, prior year (Line 10, prior year) .....      | 74,519,681   |
| 2. Cost Paid/(Consideration Received) on additions .....                                  | 9,958,721    |
| 3. Unrealized Valuation increase/(decrease) .....   | (51,842,496) |
| 4. SSAP No. 108 adjustments .....   |              |
| 5. Total gain (loss) on termination recognized .....                                      | 1,923,092    |
| 6. Considerations received/(paid) on terminations .....                                   | 11,716,205   |
| 7. Amortization .....   |              |
| 8. Adjustment to the Book/Adjusted Carrying Value of hedged item .....                    |              |
| 9. Total foreign exchange change in Book/Adjusted Carrying Value .....                    |              |
| 10. Book/Adjusted Carrying Value at End of Current Period (Lines 1+2+3+4+5-6+7+8+9) ..... | 22,842,792   |
| 11. Deduct nonadmitted assets .....   |              |
| 12. Statement value at end of current period (Line 10 minus Line 11) .....                | 22,842,792   |

**SCHEDULE DB - PART B - VERIFICATION**

Futures Contracts

|   |             |
|---|-------------|
| 1. Book/Adjusted carrying value, December 31 of prior year (Line 6, prior year).....                                |             |
| 2. Cumulative cash change (Section 1, Broker Name/Net Cash Deposits Footnote - Cumulative Cash Change column) ..... |             |
| 3.1 Add:  |             |
| Change in variation margin on open contracts - Highly Effective Hedges  |             |
| 3.11 Section 1, Column 15, current year to date minus .....   |             |
| 3.12 Section 1, Column 15, prior year .....   |             |
| Change in variation margin on open contracts - All Other  |             |
| 3.13 Section 1, Column 18, current year to date minus .....   | 10,393,684  |
| 3.14 Section 1, Column 18, prior year .....   | 13,850,126  |
|   | (3,456,442) |
|   | (3,456,442) |
| 3.2 Add:  |             |
| Change in adjustment to basis of hedged item  |             |
| 3.21 Section 1, Column 17, current year to date minus .....   | 9,816,334   |
| 3.22 Section 1, Column 17, prior year .....   | 13,850,126  |
|   | (4,033,792) |
| Change in amount recognized   |             |
| 3.23 Section 1, Column 19, current year to date minus .....   | 577,349     |
| 3.24 Section 1, Column 19, prior year plus .....  |             |
| 3.25 SSAP No. 108 adjustments .....   | 577,349     |
|   | (3,456,442) |
| 3.3 Subtotal (Line 3.1 minus Line 3.2) .....  |             |
| 4.1 Cumulative variation margin on terminated contracts during the year .....                                       | 39,681,474  |
| 4.2 Less:   |             |
| 4.21 Amount used to adjust basis of hedged item .....   | 39,165,119  |
| 4.22 Amount recognized .....  | 516,356     |
| 4.23 SSAP No. 108 adjustments .....   | 39,681,474  |
| 4.3 Subtotal (Line 4.1 minus Line 4.2) .....  |             |
| 5. Dispositions gains (losses) on contracts terminated in prior year:   |             |
| 5.1 Total gain (loss) recognized for terminations in prior year .....   |             |
| 5.2 Total gain (loss) adjusted into the hedged item(s) for terminations in prior year .....                         |             |
| 6. Book/Adjusted carrying value at end of current period (Lines 1+2+3.3-4.3-5.1-5.2) .....                          |             |
| 7. Deduct total nonadmitted amounts .....   |             |
| 8. Statement value at end of current period (Line 6 minus Line 7) .....   |             |

Schedule DB - Part C - Section 1 - Replication (Synthetic Asset) Transactions (RSATs) Open

**N O N E**

Schedule DB-Part C-Section 2-Reconciliation of Replication (Synthetic Asset) Transactions Open

**N O N E**



STATEMENT AS OF SEPTEMBER 30, 2024 OF THE GUARDIAN LIFE INSURANCE COMPANY OF AMERICA

**SCHEDULE DB - VERIFICATION**

Verification of Book/Adjusted Carrying Value, Fair Value and Potential Exposure of all Open Derivative Contracts

|     |   | Book/Adjusted Carrying Value Check |
|-----|---|------------------------------------|
| 1.  | Part A, Section 1, Column 14.....   | 22,842,791                         |
| 2.  | Part B, Section 1, Column 15 plus Part B, Section 1 Footnote - Total Ending Cash Balance..... | .....                              |
| 3.  | Total (Line 1 plus Line 2) .....  | 22,842,791                         |
| 4.  | Part D, Section 1, Column 6 .....   | 87,906,289                         |
| 5.  | Part D, Section 1, Column 7 .....   | (65,063,499)                       |
| 6.  | Total (Line 3 minus Line 4 minus Line 5) .....  | .....                              |
|     |   | Fair Value Check                   |
| 7.  | Part A, Section 1, Column 16 .....  | 79,893,706                         |
| 8.  | Part B, Section 1, Column 13 .....  | 502,135,325                        |
| 9.  | Total (Line 7 plus Line 8) .....  | 582,029,031                        |
| 10. | Part D, Section 1, Column 9 .....   | 638,056,257                        |
| 11. | Part D, Section 1, Column 10 .....  | (56,027,227)                       |
| 12. | Total (Line 9 minus Line 10 minus Line 11) .....  | .....                              |
|     |   | Potential Exposure Check           |
| 13. | Part A, Section 1, Column 21 .....  | 35,241,313                         |
| 14. | Part B, Section 1, Column 20 .....  | 19,554,188                         |
| 15. | Part D, Section 1, Column 12 .....  | 54,795,501                         |
| 16. | Total (Line 13 plus Line 14 minus Line 15) .....  | .....                              |

**SCHEDULE E - PART 2 - VERIFICATION**

(Cash Equivalents)

|   | 1              | 2                               |
|---|----------------|---------------------------------|
|   | Year To Date   | Prior Year Ended<br>December 31 |
| 1. Book/adjusted carrying value, December 31 of prior year .....                          | 1,220,323,517  | 1,333,071,941                   |
| 2. Cost of cash equivalents acquired .....  | 10,463,848,698 | 9,872,175,144                   |
| 3. Accrual of discount .....  | 20,568,846     | 20,202,478                      |
| 4. Unrealized valuation increase/(decrease) .....   |                |                                 |
| 5. Total gain (loss) on disposals .....   |                | 776                             |
| 6. Deduct consideration received on disposals .....                                       | 9,971,272,000  | 10,005,126,822                  |
| 7. Deduct amortization of premium .....   |                |                                 |
| 8. Total foreign exchange change in book/adjusted carrying value .....                    |                |                                 |
| 9. Deduct current year's other than temporary impairment recognized .....                 |                |                                 |
| 10. Book/adjusted carrying value at end of current period (Lines 1+2+3+4+5-6-7+8-9) ..... | 1,733,469,061  | 1,220,323,517                   |
| 11. Deduct total nonadmitted amounts .....  |                |                                 |
| 12. Statement value at end of current period (Line 10 minus Line 11)                      | 1,733,469,061  | 1,220,323,517                   |

STATEMENT AS OF SEPTEMBER 30, 2024 OF THE GUARDIAN LIFE INSURANCE COMPANY OF AMERICA

**SCHEDULE A - PART 2**

Showing All Real Estate ACQUIRED AND ADDITIONS MADE During the Current Quarter

| 1<br>Description of Property                  | Location         |            | 4<br>Date Acquired | 5<br>Name of Vendor | 6<br>Actual Cost at Time of Acquisition | 7<br>Amount of Encumbrances | 8<br>Book/Adjusted Carrying Value Less Encumbrances | 9<br>Additional Investment Made After Acquisition |
|---|------------------|------------|--------------------|---------------------|---|-----------------------------|---|---|
|   | 2<br>City        | 3<br>State |                    |                     |   |                             |   |   |
| Invreg Arpeggio                               | PASADENA         | CA         | 09/30/2024         | Various             |   |                             |   | 258,115   |
| Invreg Montebello                             | MONTEBELLO       | CA         | 09/30/2024         | Various             |   |                             |   | 4,963   |
| Invreg Stauson                                | PICO RIVERA      | CA         | 09/30/2024         | Various             |   |                             |   | 46,788  |
| Guardian Lumiere                              | MEDFORD          | MA         | 09/30/2024         | Various             |   |                             |   | 137,883   |
| Guardian Cambridge Alewife, LLC               | CAMBRIDGE        | MA         | 09/30/2024         | Various             |   |                             |   | 221,215   |
| <b>0199999. Acquired by Purchase</b>          |                  |            |                    |                     |   |                             |   |   |
| Guardian-Ledges                               | WEYMOUTH         | MA         | 09/30/2024         | Various             |   |                             |   | 668,964   |
| Guardian Park Place                           | ANNAPOLIS        | MD         | 09/30/2024         | Various             |   |                             |   | 227,494   |
| Guardian Tryon Village                        | WILMINGTON       | DE         | 09/30/2024         | Various             |   |                             |   | 447,868   |
| Guardian Piazza D'Oro                         | OCEANSIDE        | CA         | 09/30/2024         | Various             |   |                             |   | 504,393   |
| Seasons Lynnwood                              | LYNNWOOD         | WA         | 09/30/2024         | Various             |   |                             |   | 105,409   |
| Guardian Springwoods III                      | SPRING           | TX         | 09/30/2024         | Various             |   |                             |   | 48,268  |
| Hanover Hoffman Estates                       | HOFFMAN ESTATES  | IL         | 09/30/2024         | Various             |   |                             |   | 34,281  |
| REIGL 1350 Connecticut Avenue Lender LLC      | WASHINGTON       | DC         | 09/30/2024         | Various             |   |                             |   | 76,687  |
| Hanover South Barrington                      | SOUTH BARRINGTON | IL         | 09/30/2024         | Various             |   |                             |   | 2,941   |
| <b>0299999. Acquired by Internal Transfer</b> |                  |            |                    |                     |   |                             |   |   |
| <b>0399999 - Totals</b>                       |                  |            |                    |                     |   |                             |   |   |
|   |                  |            |                    |                     |   |                             |   | 1,520,079   |
|   |                  |            |                    |                     |   |                             |   | 2,189,043   |

**SCHEDULE A - PART 3**

Showing All Real Estate DISPOSED During the Quarter, Including Payments During the Final Year on "Sales Under Contract"

| 1<br>Description of Property | Location  |            | 4<br>Disposal Date | 5<br>Name of Purchaser | 6<br>Actual Cost | 7<br>Expended for Additions, Permanent Improvements and Changes in Encumbrances | 8<br>Book/Adjusted Carrying Value Less Encumbrances Prior Year | Change in Book/Adjusted Carrying Value Less Encumbrances |   |   |  |   | 14<br>Book/Adjusted Carrying Value Less Encumbrances on Disposal | 15<br>Amounts Received During Year | 16<br>Foreign Exchange Gain (Loss) on Disposal | 17<br>Realized Gain (Loss) on Disposal | 18<br>Total Gain (Loss) on Disposal | 19<br>Gross Income Earned Less Interest Incurred on Encumbrances | 20<br>Taxes, Repairs and Expenses Incurred |
|------------------------------|-----------|------------|--------------------|------------------------|------------------|---|--|--|---|---|--|---|--|------------------------------------|--|--|-------------------------------------|--|--|
|                              | 2<br>City | 3<br>State |                    |                        |                  |   |  | 9<br>Current Year's Depreciation                         | 10<br>Current Year's Other-Than-Temporary Impairment Recognized | 11<br>Current Year's Change in Encumbrances | 12<br>Total Change in Book/Adjusted Carrying Value (11-9-10) | 13<br>Total Foreign Exchange Change in Book/Adjusted Carrying Value |  |                                    |  |  |                                     |  |  |
| <b>NONE</b>                  |           |            |                    |                        |                  |   |  |  |   |   |  |   |  |                                    |  |  |                                     |  |  |
| <b>0399999 - Totals</b>      |           |            |                    |                        |                  |   |  |  |   |   |  |   |  |                                    |  |  |                                     |  |  |

E01

STATEMENT AS OF SEPTEMBER 30, 2024 OF THE GUARDIAN LIFE INSURANCE COMPANY OF AMERICA

**SCHEDULE B - PART 2**

Showing All Mortgage Loans ACQUIRED AND ADDITIONS MADE During the Current Quarter

| 1<br>Loan Number   | 2<br>Location |  | 3<br>State | 4<br>Loan Type | 5<br>Date Acquired | 6<br>Rate of Interest | 7<br>Actual Cost at Time of Acquisition | 8<br>Additional Investment Made After Acquisition | 9<br>Value of Land and Buildings |
|--|---------------|--|------------|----------------|--------------------|-----------------------|---|---|----------------------------------|
|  | City          |  |            |                |                    |                       |   |   |                                  |
| 1052369  | REDONDO BEACH |  | CA         |                | 10/01/2019         | 5.000                 |   | 243,335   | 133,500,000                      |
| 1052438  | BOULDER       |  | CO         |                | 12/30/2021         | 4.162                 |   | 231,179   | 73,700,000                       |
| 1052439  | BOULDER       |  | CO         |                | 12/30/2021         | 4.414                 |   | 7,894,694   | 60,100,000                       |
| 1052444  | STANTON       |  | CA         |                | 06/13/2022         | 4.500                 |   | 12,263,287  | 175,900,000                      |
| 1052453  | BAYTOWN       |  | TX         |                | 06/08/2022         | 4.150                 |   | 276,754   | 72,650,000                       |
| 1052454  | BAYTOWN       |  | TX         |                | 06/08/2022         | 4.150                 |   | 105,676   | 29,050,000                       |
| 1052456  | BAYTOWN       |  | TX         |                | 08/26/2022         | 5.020                 |   | 786,881   | 149,600,000                      |
| 1052490  | BOULDER       |  | CO         |                | 04/13/2023         | 4.162                 |   | 3,359   | 27,500,000                       |
| 1052504  | ST LOUIS PARK |  | MN         |                | 12/01/2023         | 5.970                 |   | 689,855   | 70,160,000                       |
| 1052514  | SANTA ANA     |  | CA         |                | 12/21/2023         | 13.000                |   | 1,988,040   | 189,500,000                      |
| 1052523  | KNOXVILLE     |  | TN         |                | 07/16/2024         | 6.180                 | 63,375,000                              |   | 102,400,000                      |
| 1052524  | SPRINGFIELD   |  | PA         |                | 08/13/2024         | 6.340                 | 47,000,000                              |   | 105,700,000                      |
| 0599999. Mortgages in good standing - Commercial mortgages-all other |               |  |            |                |                    |                       | 110,375,000                             | 24,483,061  | 1,189,760,000                    |
| 0899999. Total Mortgages in good standing                            |               |  |            |                |                    |                       | 110,375,000                             | 24,483,061  | 1,189,760,000                    |
| 1699999. Total - Restructured Mortgages                              |               |  |            |                |                    |                       |   |   |                                  |
| 2499999. Total - Mortgages with overdue interest over 90 days        |               |  |            |                |                    |                       |   |   |                                  |
| 3299999. Total - Mortgages in the process of foreclosure             |               |  |            |                |                    |                       |   |   |                                  |
| 3399999 - Totals   |               |  |            |                |                    |                       | 110,375,000                             | 24,483,061  | 1,189,760,000                    |

**SCHEDULE B - PART 3**

Showing All Mortgage Loans DISPOSED, Transferred or Repaid During the Current Quarter

| 1<br>Loan Number                       | 2<br>Location |       | 4<br>Loan Type | 5<br>Date Acquired | 6<br>Disposal Date | 7<br>Book Value/Recorded Investment Excluding Accrued Interest Prior Year | 8<br>Change in Book Value/Recorded Investment |   |   |   |  | 14<br>Book Value/Recorded Investment Excluding Accrued Interest on Disposal | 15<br>Consid-eration | 16<br>Foreign Exchange Gain (Loss) on Disposal | 17<br>Realized Gain (Loss) on Disposal | 18<br>Total Gain (Loss) on Disposal |
|--|---------------|-------|----------------|--------------------|--------------------|---|---|---|---|---|--|---|----------------------|--|--|-------------------------------------|
|  | City          | State |                |                    |                    |   | 8<br>Unrealized Valuation Increase/(Decrease) | 9<br>Current Year's (Amortization) /Accretion | 10<br>Current Year's Other-Than-Temporary Impairment Recognized | 11<br>Capitalized Deferred Interest and Other | 12<br>Total Change in Book Value (8+9-10+11) |   |                      |  |  |                                     |
| 1052193                                | SPRINGFIELD   | PA    |                | 10/02/2014         | 08/13/2024         | 42,983,107  |   | 37,579  |   |   | 37,579                                       | 46,311,441  | 46,311,441           |  |  |                                     |
| 1052197                                | SANTA MONICA  | CA    |                | 11/19/2014         | 07/31/2024         | 6,008,822   |   | 59,845  |   |   | 59,845                                       | 10,160,871  | 10,160,871           |  |  |                                     |
| 1052277                                | LAWRENCEVILLE | GA    |                | 06/28/2017         | 07/02/2024         | 28,000,001  |   |   |   |   |  | 28,000,001  | 28,000,001           |  |  |                                     |
| 1052319                                | DORAL         | FL    |                | 02/26/2018         | 09/16/2024         | 38,115,001  |   | 935,616                                       |   |   | 935,616                                      | 48,115,001  | 48,115,001           |  |  |                                     |
| 1052368                                | CHARLOTTE     | NC    |                | 08/28/2019         | 08/27/2024         | 60,295,658  |   |   |   |   |  | 59,663,808  | 59,663,808           |  |  |                                     |
| 0199999. Mortgages closed by repayment |               |       |                |                    |                    | 175,402,588   |   | 1,033,039                                     |   |   | 1,033,039                                    | 192,251,122   | 192,251,122          |  |  |                                     |
| 0028292                                | ANDERSON      | SC    |                | 09/28/2006         |                    | 84,807  |   |   |   |   |  | 84,807  | 84,807               |  |  |                                     |
| 0028309                                | LAUREL        | DE    |                | 09/26/2007         |                    | 78,764  |   |   |   |   |  | 78,764  | 78,764               |  |  |                                     |
| 1051985                                | CAPITOLA      | CA    |                | 10/24/2005         |                    | 77,696  |   |   |   |   |  | 77,696  | 77,696               |  |  |                                     |
| 1051987                                | LAS VEGAS     | NV    |                | 10/31/2005         |                    | 291,226   |   |   |   |   |  | 291,226   | 291,226              |  |  |                                     |
| 1052166                                | AURORA        | CO    |                | 06/26/2013         |                    | 30,625  |   |   |   |   |  | 30,625  | 30,625               |  |  |                                     |
| 1052186                                | FREDERICK     | MD    |                | 03/31/2014         |                    | 150,967   |   | 17,825  |   |   | 17,825                                       | 150,967   | 150,967              |  |  |                                     |
| 1052191                                | MOUNT LAUREL  | NJ    |                | 06/30/2014         |                    | 80,223  |   |   |   |   |  | 80,223  | 80,223               |  |  |                                     |
| 1052198                                | IRVINE        | CA    |                | 12/01/2014         |                    | 312,466   |   |   |   |   |  | 312,466   | 312,466              |  |  |                                     |
| 1052203                                | IRVINE        | CA    |                | 03/23/2015         |                    | 268,320   |   |   |   |   |  | 268,320   | 268,320              |  |  |                                     |
| 1052206                                | BROOKLINE     | MA    |                | 05/01/2015         |                    | 83,145  |   | 28,671  |   |   | 28,671                                       | 83,145  | 83,145               |  |  |                                     |
| 1052207                                | BURBANK       | CA    |                | 05/05/2015         |                    |   |   | 40,574  |   |   | 40,574                                       |   |                      |  |  |                                     |

STATEMENT AS OF SEPTEMBER 30, 2024 OF THE GUARDIAN LIFE INSURANCE COMPANY OF AMERICA

**SCHEDULE B - PART 3**

Showing All Mortgage Loans DISPOSED, Transferred or Repaid During the Current Quarter

| 1<br>Loan Number | 2 Location        |            | 4<br>Loan Type | 5<br>Date Acquired | 6<br>Disposal Date | 7<br>Book Value/<br>Recorded Investment<br>Excluding<br>Accrued Interest<br>Prior Year | 8 Change in Book Value/Recorded Investment              |  |  |  |  | 14<br>Book Value/<br>Recorded Investment<br>Excluding<br>Accrued Interest on<br>Disposal | 15<br>Consid-<br>eration | 16<br>Foreign<br>Exchange<br>Gain<br>(Loss) on<br>Disposal | 17<br>Realized<br>Gain<br>(Loss) on<br>Disposal | 18<br>Total<br>Gain<br>(Loss) on<br>Disposal |
|------------------|-------------------|------------|----------------|--------------------|--------------------|--|---|--|--|--|--|--|--------------------------|--|---|--|
|                  | 2<br>City         | 3<br>State |                |                    |                    |  | 8<br>Unrealized<br>Valuation<br>Increase/<br>(Decrease) | 9<br>Current<br>Year's<br>(Amortization)<br>/Accretion | 10<br>Current<br>Year's Other-<br>Than-<br>Temporary<br>Impairment<br>Recognized | 11<br>Capitalized<br>Deferred<br>Interest and<br>Other | 12<br>Total<br>Change<br>in<br>Book Value<br>(8+9-10+11) |  |                          |  |   |  |
| 1052211          | HOUSTON           | TX         |                | 05/29/2015         |                    | 30,894   |   |  |  |  |  | 30,894   | 30,894                   |  |   |  |
| 1052213          | PORT ST LUCIE     | FL         |                | 06/25/2015         |                    | 148,813  |   | 32,067   |  |  |  | 32,067   | 148,813                  |  |   |  |
| 1052215          | BOSTON            | MA         |                | 07/09/2015         |                    | 102,366  |   |  |  |  |  | 102,366  | 102,366                  |  |   |  |
| 1052216          | PHILADELPHIA      | PA         |                | 08/25/2015         |                    |  |   | 37,441   |  |  |  | 37,441   |                          |  |   |  |
| 1052218          | SEATTLE           | WA         |                | 09/08/2015         |                    | 130,378  |   | 29,891   |  |  |  | 130,378  | 130,378                  |  |   |  |
| 1052220          | PORTLAND          | OR         |                | 10/13/2015         |                    | 136,521  |   | 2,696  |  |  |  | 136,521  | 136,521                  |  |   |  |
| 1052222          | WASHINGTON        | DC         |                | 10/28/2015         |                    | 158,789  |   |  |  |  |  | 158,789  | 158,789                  |  |   |  |
| 1052224          | BOSTON            | MA         |                | 11/05/2015         |                    | 236,431  |   | 34,228   |  |  |  | 236,431  | 236,431                  |  |   |  |
| 1052225          | CULVER CITY       | CA         |                | 11/17/2015         |                    | 95,722   |   |  |  |  |  | 95,722   | 95,722                   |  |   |  |
| 1052226          | CULVER CITY       | CA         |                | 11/17/2015         |                    | 30,952   |   | 30,490   |  |  |  | 30,952   | 30,952                   |  |   |  |
| 1052227          | CEDAR PARK        | TX         |                | 11/23/2015         |                    |  |   | 4,504  |  |  |  | 4,504  |                          |  |   |  |
| 1052228          | LOS ANGELES       | CA         |                | 11/30/2015         |                    | 390,395  |   | 22,870   |  |  |  | 390,395  | 390,395                  |  |   |  |
| 1052234          | BELLEVUE          | WA         |                | 12/22/2015         |                    | 161,312  |   | 19,775   |  |  |  | 161,312  | 161,312                  |  |   |  |
| 1052235          | DELRAY BEACH      | FL         |                | 12/30/2015         |                    | 102,739  |   | 27,285   |  |  |  | 102,739  | 102,739                  |  |   |  |
| 1052236          | HERMITAGE         | TN         |                | 03/30/2016         |                    | 200,140  |   | (12,421)   |  |  |  | 200,140  | 200,140                  |  |   |  |
| 1052237          | SANTA MONICA      | CA         |                | 04/07/2016         |                    | 41,998   |   |  |  |  |  | 41,998   | 41,998                   |  |   |  |
| 1052238          | MADISON           | WI         |                | 04/11/2016         |                    | 643,319  |   |  |  |  |  | 643,319  | 643,319                  |  |   |  |
| 1052245          | NEW CASTLE        | DE         |                | 04/21/2016         |                    | 111,478  |   |  |  |  |  | 111,478  | 111,478                  |  |   |  |
| 1052246          | LAKEWOOD          | CA         |                | 05/05/2016         |                    | 123,567  |   | 23,218   |  |  |  | 123,567  | 123,567                  |  |   |  |
| 1052247          | PORTLAND          | OR         |                | 05/16/2016         |                    | 187,709  |   |  |  |  |  | 187,709  | 187,709                  |  |   |  |
| 1052248          | STATEN ISLAND     | NY         |                | 06/06/2016         |                    | 64,917   |   |  |  |  |  | 64,917   | 64,917                   |  |   |  |
| 1052249          | NAPLES            | FL         |                | 06/29/2016         |                    | 37,647   |   |  |  |  |  | 37,647   | 37,647                   |  |   |  |
| 1052251          | SAN DIEGO         | CA         |                | 08/09/2016         |                    | 176,251  |   |  |  |  |  | 176,251  | 176,251                  |  |   |  |
| 1052253          | CONCORD           | CA         |                | 08/15/2016         |                    | 93,879   |   |  |  |  |  | 93,879   | 93,879                   |  |   |  |
| 1052255          | ORLANDO           | FL         |                | 08/25/2016         |                    | 197,743  |   |  |  |  |  | 197,743  | 197,743                  |  |   |  |
| 1052257          | RIVERDALE         | NJ         |                | 10/31/2016         |                    | 151,662  |   |  |  |  |  | 151,662  | 151,662                  |  |   |  |
| 1052259          | MONTEREY          | CA         |                | 11/18/2016         |                    | 920,819  |   |  |  |  |  | 920,819  | 920,819                  |  |   |  |
| 1052261          | BRIGHTON          | MA         |                | 12/13/2016         |                    | 33,746   |   |  |  |  |  | 33,746   | 33,746                   |  |   |  |
| 1052262          | SAN DIEGO         | CA         |                | 12/14/2016         |                    | 270,460  |   |  |  |  |  | 270,460  | 270,460                  |  |   |  |
| 1052272          | HIGHLANDS RANCH   | CO         |                | 03/01/2017         |                    | 92,391   |   | 11,880   |  |  |  | 92,391   | 92,391                   |  |   |  |
| 1052279          | CULVER CITY       | CA         |                | 07/26/2017         |                    | 37,931   |   |  |  |  |  | 37,931   | 37,931                   |  |   |  |
| 1052280          | RESTON            | VA         |                | 07/26/2017         |                    | 129,496  |   | 19,341   |  |  |  | 129,496  | 129,496                  |  |   |  |
| 1052283          | BURLINGTON        | NJ         |                | 09/07/2017         |                    | 242,058  |   |  |  |  |  | 242,058  | 242,058                  |  |   |  |
| 1052284          | KENT              | WA         |                | 09/07/2017         |                    | 45,386   |   |  |  |  |  | 45,386   | 45,386                   |  |   |  |
| 1052285          | MOUNT PROSPECT    | IL         |                | 09/07/2017         |                    | 49,168   |   |  |  |  |  | 49,168   | 49,168                   |  |   |  |
| 1052286          | GRAND PRAIRIE     | TX         |                | 09/07/2017         |                    | 34,039   |   |  |  |  |  | 34,039   | 34,039                   |  |   |  |
| 1052287          | MALIBU            | CA         |                | 09/18/2017         |                    | 155,317  |   |  |  |  |  | 155,317  | 155,317                  |  |   |  |
| 1052290          | LOS ANGELES       | CA         |                | 09/29/2017         |                    | 37,056   |   |  |  |  |  | 37,056   | 37,056                   |  |   |  |
| 1052291          | LOS ANGELES       | CA         |                | 09/29/2017         |                    | 36,815   |   |  |  |  |  | 36,815   | 36,815                   |  |   |  |
| 1052292          | LOS ANGELES       | CA         |                | 09/29/2017         |                    | 28,779   |   |  |  |  |  | 28,779   | 28,779                   |  |   |  |
| 1052293          | LOS ANGELES       | CA         |                | 09/29/2017         |                    | 28,677   |   |  |  |  |  | 28,677   | 28,677                   |  |   |  |
| 1052294          | LOS ANGELES       | CA         |                | 09/29/2017         |                    | 17,869   |   |  |  |  |  | 17,869   | 17,869                   |  |   |  |
| 1052295          | LOS ANGELES       | CA         |                | 09/29/2017         |                    | 49,022   |   |  |  |  |  | 49,022   | 49,022                   |  |   |  |
| 1052321          | BURBANK           | CA         |                | 04/05/2018         |                    | 23,099   |   |  |  |  |  | 23,099   | 23,099                   |  |   |  |
| 1052330          | NEW YORK          | NY         |                | 06/19/2018         |                    | 54,408   |   | 17,962   |  |  |  | 54,408   | 54,408                   |  |   |  |
| 1052333          | PONTE VEDRA BEACH | FL         |                | 08/08/2018         |                    |  |   | 2,551  |  |  |  | 2,551  |                          |  |   |  |
| 1052334          | PONTE VEDRA BEACH | FL         |                | 08/08/2018         |                    |  |   | 2,975  |  |  |  | 2,975  |                          |  |   |  |
| 1052335          | PONTE VEDRA BEACH | FL         |                | 08/08/2018         |                    |  |   | 3,400  |  |  |  | 3,400  |                          |  |   |  |
| 1052336          | PONTE VEDRA BEACH | FL         |                | 08/08/2018         |                    |  |   | 2,126  |  |  |  | 2,126  |                          |  |   |  |
| 1052337          | PONTE VEDRA BEACH | FL         |                | 08/08/2018         |                    |  |   | 7,226  |  |  |  | 7,226  |                          |  |   |  |
| 1052338          | PONTE VEDRA BEACH | FL         |                | 08/08/2018         |                    |  |   | 2,976  |  |  |  | 2,976  |                          |  |   |  |

STATEMENT AS OF SEPTEMBER 30, 2024 OF THE GUARDIAN LIFE INSURANCE COMPANY OF AMERICA

**SCHEDULE B - PART 3**

Showing All Mortgage Loans DISPOSED, Transferred or Repaid During the Current Quarter

| 1<br>Loan Number                            | 2 Location         |            | 4<br>Loan Type | 5<br>Date Acquired | 6<br>Disposal Date | 7<br>Book Value/<br>Recorded Investment<br>Excluding<br>Accrued Interest<br>Prior Year | 8 Change in Book Value/Recorded Investment              |  |  |  |  | 14<br>Book Value/<br>Recorded Investment<br>Excluding<br>Accrued Interest on<br>Disposal | 15<br>Consid-<br>eration | 16<br>Foreign<br>Exchange<br>Gain<br>(Loss) on<br>Disposal | 17<br>Realized<br>Gain<br>(Loss) on<br>Disposal | 18<br>Total<br>Gain<br>(Loss) on<br>Disposal |
|---|--------------------|------------|----------------|--------------------|--------------------|--|---|--|--|--|--|--|--------------------------|--|---|--|
|   | 2<br>City          | 3<br>State |                |                    |                    |  | 8<br>Unrealized<br>Valuation<br>Increase/<br>(Decrease) | 9<br>Current<br>Year's<br>(Amortization)<br>/Accretion | 10<br>Current<br>Year's Other-<br>Than-<br>Temporary<br>Impairment<br>Recognized | 11<br>Capitalized<br>Deferred<br>Interest and<br>Other | 12<br>Total<br>Change<br>in<br>Book Value<br>(8+9-10+11) |  |                          |  |   |  |
| 1052340                                     | REVERE             | MA         |                | 09/20/2018         |                    |  |   | 46,796   |  |  |  | 46,796   |                          |  |   |  |
| 1052343                                     | OCEANSIDE          | CA         |                | 10/01/2018         |                    |  |   | 44,101   |  |  |  | 44,101   |                          |  |   |  |
| 1052345                                     | CARLISLE           | PA         |                | 10/18/2018         |                    |  |   | 89,437   |  |  |  | 89,437   |                          |  |   |  |
| 1052350                                     | KIRKLAND           | WA         |                | 12/20/2018         |                    | 286,747  |   | (73,495)   |  |  |  | 286,747  |                          | 286,747  |   |  |
| 1052351                                     | BELLEVUE           | WA         |                | 12/18/2018         |                    | 83,115   |   | 13,308   |  |  |  | 13,308   |                          | 83,115   |   |  |
| 1052358                                     | DENVER             | CO         |                | 03/05/2019         |                    |  |   | 56,586   |  |  |  | 56,586   |                          |  |   |  |
| 1052360                                     | SAN JOSE           | CA         |                | 08/01/2022         |                    | 127,106  |   |  |  |  |  | 127,106  |                          | 127,106  |   |  |
| 1052363                                     | NEW YORK           | NY         |                | 12/31/2021         |                    | 434,825  |   |  |  |  |  | 434,825  |                          | 434,825  |   |  |
| 1052364                                     | BOWIE              | MD         |                | 05/28/2019         |                    | 198,510  |   |  |  |  |  | 198,510  |                          | 198,510  |   |  |
| 1052367                                     | ARDMORE            | PA         |                | 08/21/2019         |                    | 149,258  |   |  |  |  |  | 149,258  |                          | 149,258  |   |  |
| 1052371                                     | ALEXANDRIA         | VA         |                | 11/06/2019         |                    | 121,702  |   |  |  |  |  | 121,702  |                          | 121,702  |   |  |
| 1052372                                     | BUENA PARK         | CA         |                | 12/17/2019         |                    | 126,890  |   |  |  |  |  | 126,890  |                          | 126,890  |   |  |
| 1052373                                     | NORTHBRIDGE        | CA         |                | 12/17/2019         |                    | 121,814  |   |  |  |  |  | 121,814  |                          | 121,814  |   |  |
| 1052374                                     | BETHESDA           | MD         |                | 12/18/2019         |                    | 269,781  |   |  |  |  |  | 269,781  |                          | 269,781  |   |  |
| 1052380                                     | BOULDER            | CO         |                | 02/28/2020         |                    | 31,601   |   |  |  |  |  | 31,601   |                          | 31,601   |   |  |
| 1052381                                     | BOULDER            | CO         |                | 02/28/2020         |                    | 49,298   |   |  |  |  |  | 49,298   |                          | 49,298   |   |  |
| 1052382                                     | BOULDER            | CO         |                | 02/28/2020         |                    | 81,516   |   |  |  |  |  | 81,516   |                          | 81,516   |   |  |
| 1052383                                     | BOULDER            | CO         |                | 02/28/2020         |                    | 67,110   |   |  |  |  |  | 67,110   |                          | 67,110   |   |  |
| 1052389                                     | SAN JOSE           | CA         |                | 08/02/2021         |                    | 239,722  |   |  |  |  |  | 239,722  |                          | 239,722  |   |  |
| 1052391                                     | SALISBURY          | NC         |                | 08/30/2021         |                    | 28,243   |   |  |  |  |  | 28,243   |                          | 28,243   |   |  |
| 1052392                                     | NORTH MYRTLE BEACH | SC         |                | 08/30/2021         |                    | 43,648   |   |  |  |  |  | 43,648   |                          | 43,648   |   |  |
| 1052393                                     | PENSACOLA          | FL         |                | 08/30/2021         |                    | 37,230   |   |  |  |  |  | 37,230   |                          | 37,230   |   |  |
| 1052394                                     | MILTON             | GA         |                | 08/30/2021         |                    | 47,500   |   |  |  |  |  | 47,500   |                          | 47,500   |   |  |
| 1052395                                     | CHARLES TOWN       | WV         |                | 08/30/2021         |                    | 65,473   |   |  |  |  |  | 65,473   |                          | 65,473   |   |  |
| 1052396                                     | GREER              | SC         |                | 08/30/2021         |                    | 26,959   |   |  |  |  |  | 26,959   |                          | 26,959   |   |  |
| 1052397                                     | CLAYTON            | NC         |                | 08/30/2021         |                    | 23,108   |   |  |  |  |  | 23,108   |                          | 23,108   |   |  |
| 1052398                                     | FUQUAY-VARINA      | NC         |                | 08/30/2021         |                    | 43,648   |   |  |  |  |  | 43,648   |                          | 43,648   |   |  |
| 1052399                                     | CHESAPEAKE         | VA         |                | 08/30/2021         |                    | 48,784   |   |  |  |  |  | 48,784   |                          | 48,784   |   |  |
| 1052400                                     | LANCASTER          | OH         |                | 08/30/2021         |                    | 47,500   |   |  |  |  |  | 47,500   |                          | 47,500   |   |  |
| 1052401                                     | LITTLE RIVER       | SC         |                | 08/30/2021         |                    | 34,662   |   |  |  |  |  | 34,662   |                          | 34,662   |   |  |
| 1052402                                     | LOCUST GROVE       | GA         |                | 08/30/2021         |                    | 38,513   |   |  |  |  |  | 38,513   |                          | 38,513   |   |  |
| 1052403                                     | LAKE ZURICH        | IL         |                | 08/30/2021         |                    | 53,919   |   |  |  |  |  | 53,919   |                          | 53,919   |   |  |
| 1052404                                     | IRWIN              | PA         |                | 08/30/2021         |                    | 65,473   |   |  |  |  |  | 65,473   |                          | 65,473   |   |  |
| 1052405                                     | FLOWERY BRANCH     | GA         |                | 08/30/2021         |                    | 46,216   |   |  |  |  |  | 46,216   |                          | 46,216   |   |  |
| 1052406                                     | STUART             | FL         |                | 08/30/2021         |                    | 32,094   |   |  |  |  |  | 32,094   |                          | 32,094   |   |  |
| 1052407                                     | ALLENTOWN          | PA         |                | 08/30/2021         |                    | 57,770   |   |  |  |  |  | 57,770   |                          | 57,770   |   |  |
| 1052408                                     | STUART             | FL         |                | 08/30/2021         |                    | 90,972   |   |  |  |  |  | 90,972   |                          | 90,972   |   |  |
| 1052409                                     | FRANKLIN           | TN         |                | 08/30/2021         |                    | 35,946   |   |  |  |  |  | 35,946   |                          | 35,946   |   |  |
| 1052411                                     | RALEIGH            | NC         |                | 04/07/2021         |                    | 59,094   |   |  |  |  |  | 59,094   |                          | 59,094   |   |  |
| 1052417                                     | HOUSTON            | TX         |                | 05/05/2021         |                    | 178,268  |   |  |  |  |  | 178,268  |                          | 178,268  |   |  |
| 1052420                                     | WAUNAKEE           | WI         |                | 07/28/2021         |                    | 69,414   |   |  |  |  |  | 69,414   |                          | 69,414   |   |  |
| 1052441                                     | DELRAY BEACH       | FL         |                | 02/01/2022         |                    | 174,919  |   |  |  |  |  | 174,919  |                          | 174,919  |   |  |
| 1052445                                     | FLEMINGTON         | NJ         |                | 06/07/2022         |                    | 327,934  |   |  |  |  |  | 327,934  |                          | 327,934  |   |  |
| 1052462                                     | COCONUT CREEK      | FL         |                | 10/11/2022         |                    |  |   | (145,153)  |  |  |  | (145,153)  |                          |  |   |  |
| 1052463                                     | ENGLEWOOD          | NJ         |                | 10/31/2022         |                    |  |   | 3,517  |  |  |  | 3,517  |                          |  |   |  |
| 1052479                                     | CARLISLE           | PA         |                | 12/15/2022         |                    |  |   | 4,089  |  |  |  | 4,089  |                          |  |   |  |
| 1052480                                     | GREENSBORO         | NC         |                | 12/15/2022         |                    |  |   | 3,655  |  |  |  | 3,655  |                          |  |   |  |
| 1052482                                     | MYRTLE BEACH       | SC         |                | 04/27/2023         |                    |  |   | 2,180  |  |  |  | 2,180  |                          |  |   |  |
| 1052494                                     | JACKSONVILLE       | FL         |                | 08/24/2023         |                    | 44,140   |   |  |  |  |  | 44,140   |                          | 44,140   |   |  |
| 0299999 - Mortgages with partial repayments |                    |            |                |                    |                    | 11,610,819   |   | 454,570  |  |  |  | 454,570  | 11,610,819               | 11,610,819   |   |  |
| 0599999 - Totals                            |                    |            |                |                    |                    | 187,013,407  |   | 1,487,609  |  |  |  | 1,487,609  | 203,861,941              | 203,861,941  |   |  |

E02.2

STATEMENT AS OF SEPTEMBER 30, 2024 OF THE GUARDIAN LIFE INSURANCE COMPANY OF AMERICA

**SCHEDULE BA - PART 2**

Showing Other Long-Term Invested Assets ACQUIRED AND ADDITIONS MADE During the Current Quarter

| 1<br>CUSIP<br>Identification   | 2<br>Name or Description                          | 3<br>Location |       | 5<br>Name of Vendor<br>or General Partner | 6<br>NAIC<br>Designation,<br>NAIC<br>Designation<br>Modifier<br>and<br>SVO<br>Admini-<br>strative<br>Symbol | 7<br>Date<br>Originally<br>Acquired | 8<br>Type<br>and<br>Strategy | 9<br>Actual Cost<br>at Time of<br>Acquisition | 10<br>Additional<br>Investment Made<br>After Acquisition | 11<br>Amount of<br>Encumbrances | 12<br>Commitment<br>for<br>Additional<br>Investment | 13<br>Percentage of<br>Ownership |
|--|---|---------------|-------|---|---|-------------------------------------|------------------------------|---|--|---------------------------------|---|----------------------------------|
|  |   | City          | State |   |   |                                     |                              |   |  |                                 |   |                                  |
| 000000-00-0  | HANOVER ACQUISITIONS II, LLC                      | WILMINGTON    | DE    | HANOVER ACQUISITIONS II, LLC              |   | 12/01/2012                          |                              | 8,000   |  |                                 |   | 100.000                          |
| <b>1299999. Non-Registered Private Funds - Mortgage Loans - Affiliated</b> |   |               |       |   |   |                                     |                              |   |  |                                 |   |                                  |
| 000000-00-0  | ALTA DAVENPORT JV, LLC                            | Davenport     |       | ALTA DAVENPORT JV, LLC                    |   | 12/07/2021                          |                              | 662,833                                       |  |                                 | 535,308   | 95.000                           |
| <b>2299999. Joint Venture Interests - Real Estate - Affiliated</b>         |   |               |       |   |   |                                     |                              |   |  |                                 |   |                                  |
| 000000-00-0  | BWE GLIC Multifamily I, LLC                       | Wilmington    | DE    | DJ Effler                                 |   | 05/31/2024                          |                              | 36,178,573                                    |  |                                 | 43,033,330  | 95.240                           |
| <b>2399999. Joint Venture Interests - Mortgage Loans - Unaffiliated</b>    |   |               |       |   |   |                                     |                              |   |  |                                 |   |                                  |
| 000000-00-0  | 57 Stars Global Opportunity 3 (Guardian) Series 2 | Wilmington    | DE    | 57 Stars                                  |   | 09/23/2015                          |                              | 106,647                                       |  |                                 | 1,223,379   | 76.300                           |
| 000000-00-0  | 57 Stars Global Opportunity 3 (Guardian) Series 3 | Wilmington    | DE    | 57 Stars                                  |   | 03/27/2017                          |                              | 153,981                                       |  |                                 | 1,974,055   | 19.010                           |
| 000000-00-0  | 57 Stars Global Opportunity Fund 3 L.P.           | Wilmington    | DE    | 57 Stars                                  |   | 04/13/2011                          |                              | 286,977                                       |  |                                 | 15,120,609  | 85.500                           |
| 000000-00-0  | Adams Street Asia Fund 2020 LP                    | Wilmington    | DE    | Adams Street Partners                     |   | 01/25/2021                          |                              | 2,000,000                                     |  |                                 | 20,360,000  | 34.900                           |
| 000000-00-0  | Adams Street Guardian Asia Fund LP                | Wilmington    | DE    | Adams Street Partners                     |   | 01/25/2021                          |                              | 560,000                                       |  |                                 | 18,386,977  | 93.300                           |
| 000000-00-0  | Advantech Capital                                 |               | CYM   | New Horizon Capital                       |   | 11/20/2015                          |                              | 47,893  |  |                                 | 1,039,349   | 1.600                            |
| 000000-00-0  | Affinity Asia Pacific Fund V L.P.                 |               | CYM   | Affinity Equity Partners                  |   | 11/17/2017                          |                              | 1,934,511                                     |  |                                 | 5,771,389   | 0.280                            |
| 000000-00-0  | AH Bio Fund IV, L.P.                              | Wilmington    | DE    | Andreessen Horowitz                       |   | 11/29/2021                          |                              | 162,500                                       |  |                                 | 1,755,000   | 0.020                            |
| 000000-00-0  | Amulet Capital Fund II, L.P.                      | Wilmington    | DE    | Amulet Capital Partners                   |   | 03/31/2021                          |                              | 79,400  |  |                                 | 6,192,421   | 3.600                            |
| 000000-00-0  | Amulet Capital Fund III, L.P.                     | Wilmington    | DE    | Amulet Capital Partners                   |   | 01/26/2023                          |                              | 149,472                                       |  |                                 | 22,547,036  | 2.540                            |
| 000000-00-0  | Andreessen Horowitz Fund VIII, L.P.               | Wilmington    | DE    | Andreessen Horowitz                       |   | 11/29/2021                          |                              | 340,000                                       |  |                                 | 1,020,000   | 0.010                            |
| 000000-00-0  | Andreessen Horowitz Fund VII-Q, L.P.              | Wilmington    | DE    | Andreessen Horowitz                       |   | 10/20/2020                          |                              | 30,000  |  |                                 | 420,000   | 0.040                            |
| 000000-00-0  | Andreessen Horowitz LSV Fund III, L.P.            | Wilmington    | DE    | Andreessen Horowitz                       |   | 11/29/2021                          |                              | 412,500                                       |  |                                 | 1,072,500   | 0.000                            |
| 000000-00-0  | Andreessen Horowitz Seed Fund I, L.P.             | Wilmington    | DE    | Andreessen Horowitz                       |   | 07/29/2021                          |                              | 40,000  |  |                                 | 70,000  | 2.480                            |
| 000000-00-0  | Battery Ventures XIV, L.P.                        | Wilmington    | DE    | Battery Ventures                          |   | 02/07/2022                          |                              | 595,000                                       |  |                                 | 11,373,000  | 0.520                            |
| 000000-00-0  | Beekman Investment Partners IV, LP                | Wilmington    | DE    | Beekman Group                             |   | 04/16/2018                          |                              | 503,616                                       |  |                                 | 6,542,584   | 0.240                            |
| 000000-00-0  | Black Diamond Capital Opportunity Fund V, L.P.    | Wilmington    | DE    | Black Diamond Capital Management          |   | 10/29/2019                          |                              | 771,558                                       |  |                                 | 8,312,254   | 3.540                            |
| 000000-00-0  | Brynwood Partners IX L.P.                         | Wilmington    | DE    | Brynwood Partners                         |   | 02/07/2023                          |                              | 1,804,638                                     |  |                                 | 17,880,852  | 3.130                            |
| 000000-00-0  | Brynwood Partners VII                             | Wilmington    | DE    | Brynwood Partners                         |   | 09/23/2013                          |                              | 20,691  |  |                                 | 5,191,317   | 5.600                            |
| 000000-00-0  | CapStreet IV, L.P.                                | Wilmington    | DE    | CapStreet Group                           |   | 12/15/2013                          |                              | 275,206                                       |  |                                 | 2,502,767   | 5.880                            |
| 000000-00-0  | CCV Fund II LP                                    |               | CYM   | China Creation Ventures                   |   | 09/22/2020                          |                              | 301,694                                       |  |                                 | 2,271,754   | 2.200                            |
| 000000-00-0  | Centerbridge Capital Partners III, L.P.           | Wilmington    | DE    | Centerbridge Partners                     |   | 10/24/2014                          |                              | 245,840                                       |  |                                 | 1,808,250   | 0.410                            |
| 000000-00-0  | Centre Lane Partners IV, L.P.                     | Wilmington    | DE    | Centre Lane Partners                      |   | 01/22/2016                          |                              | 191,395                                       |  |                                 | 441,915   | 6.380                            |
| 000000-00-0  | Centre Lane Partners V, L.P.                      | Wilmington    | DE    | Centre Lane Partners                      |   | 10/31/2018                          |                              | 3,585,384                                     |  |                                 | 2,178,758   | 3.310                            |
| 000000-00-0  | Chequers Capital XVII, L.P.                       |               | FRA   | Chequers Capital                          |   | 04/04/2017                          |                              | 809,332                                       |  |                                 | 592,982   | 0.370                            |
| 000000-00-0  | CIVC Partners Fund VI, LP                         | Wilmington    | DE    | CIVC Partners                             |   | 09/14/2020                          |                              | 72,722  |  |                                 | 1,221,244   | 4.100                            |
| 000000-00-0  | CIVC Partners Fund VII, L.P.                      | Wilmington    | DE    | CIVC Partners                             |   | 08/23/2023                          |                              | 2,227,685                                     |  |                                 | 19,210,345  | 3.290                            |
| 000000-00-0  | CNK Fund IV, L.P.                                 | Wilmington    | DE    | Andreessen Horowitz                       |   | 02/17/2022                          |                              | 162,500                                       |  |                                 | 1,462,500   | 0.110                            |
| 000000-00-0  | Columbia Capital Equity Partners VII, L.P.        | Wilmington    | DE    | Columbia Capital                          |   | 06/13/2018                          |                              | 391,849                                       |  |                                 | 2,135,504   | 2.840                            |
| 000000-00-0  | Columbia SIG CV, L.P.                             | Wilmington    | DE    | Columbia Capital                          |   | 08/01/2024                          |                              | 28,947  | 3,218,219  |                                 | 614,697   | 4.340                            |
| 000000-00-0  | Core Industrial Partners Fund II, LP              | Wilmington    | DE    | CORE Industrial Partners                  |   | 01/13/2021                          |                              | 170,261                                       |  |                                 | 3,127,333   | 8.100                            |
| 000000-00-0  | CRV Select Fund I, LP                             | Wilmington    | DE    | CRV                                       |   | 05/04/2021                          |                              | 7,500   |  |                                 | 270,000   | 1.470                            |
| 000000-00-0  | CRV Select Fund II, LP                            | Wilmington    | DE    | CRV                                       |   | 01/06/2022                          |                              | 110,000                                       |  |                                 | 3,533,750   | 1.090                            |
| 000000-00-0  | CRV XIX, LP                                       | Wilmington    | DE    | CRV                                       |   | 01/06/2022                          |                              | 618,750                                       |  |                                 | 4,537,500   | 0.820                            |
| 000000-00-0  | CRV XVIII, L.P.                                   | Wilmington    | DE    | CRV                                       |   | 06/09/2020                          |                              | 131,250                                       |  |                                 | 1,496,250   | 1.690                            |
| 000000-00-0  | DPE Deutschland Fund IV, LP                       | Wilmington    | DE    | DPE Deutsche Private Equity               |   | 07/13/2020                          |                              | 119,300                                       |  |                                 | 11,298,502  | 2.610                            |
| 000000-00-0  | Energy Spectrum VIII LP                           | Wilmington    | DE    | Energy Spectrum Capital                   |   | 11/01/2018                          |                              | 542,287                                       |  |                                 | 6,335,460   | 2.580                            |
| 000000-00-0  | Equistone Partners Europe Fund VII A SCSp         |               | LUX   | Equistone Partners Europe                 |   | 08/01/2023                          |                              | 9,622,717                                     |  |                                 | 13,291,612  | 1.020                            |
| 000000-00-0  | Felicias Ventures IX, L.P.                        | Wilmington    | DE    | Felicias Ventures                         |   | 01/25/2023                          |                              | 195,000                                       |  |                                 | 1,820,000   | 0.390                            |
| 000000-00-0  | Felicias Ventures VI, L.P.                        | Wilmington    | DE    | Felicias Ventures                         |   | 07/09/2018                          |                              | 330,400                                       |  |                                 |   | 3.650                            |
| 000000-00-0  | FirstMark Capital QF II, L.P.                     | Wilmington    | DE    | FirstMark Capital                         |   | 05/20/2016                          |                              | 45,000  |  |                                 |   | 4.900                            |

E03

STATEMENT AS OF SEPTEMBER 30, 2024 OF THE GUARDIAN LIFE INSURANCE COMPANY OF AMERICA

**SCHEDULE BA - PART 2**

Showing Other Long-Term Invested Assets ACQUIRED AND ADDITIONS MADE During the Current Quarter

| 1<br>CUSIP<br>Identification | 2<br>Name or Description                                 | Location   |            | 5<br>Name of Vendor<br>or General Partner | 6<br>NAIC<br>Designation,<br>NAIC<br>Designation<br>Modifier<br>and<br>SVO<br>Admini-<br>strative<br>Symbol | 7<br>Date<br>Originally<br>Acquired | 8<br>Type<br>and<br>Strategy | 9<br>Actual Cost<br>at Time of<br>Acquisition | 10<br>Additional<br>Investment Made<br>After Acquisition | 11<br>Amount of<br>Encumbrances | 12<br>Commitment<br>for<br>Additional<br>Investment | 13<br>Percentage of<br>Ownership |
|------------------------------|--|------------|------------|---|---|-------------------------------------|------------------------------|---|--|---------------------------------|---|----------------------------------|
|                              |  | 3<br>City  | 4<br>State |   |   |                                     |                              |   |  |                                 |   |                                  |
| 000000-00-0                  | FirstMark Capital OF IV, L.P.                            | Wilmington | DE         | FirstMark Capital                         |   | 03/03/2022                          |                              |   | 35,000   |                                 | 6,160,000   | 1.300                            |
| 000000-00-0                  | FirstMark Capital V, L.P.                                | Wilmington | DE         | FirstMark Capital                         |   | 09/27/2019                          |                              |   | 140,000  |                                 | 560,000   | 1.840                            |
| 000000-00-0                  | FirstMark Capital VI, L.P.                               | Wilmington | DE         | FirstMark Capital                         |   | 03/03/2022                          |                              |   | 67,500   |                                 | 5,366,250   | 1.260                            |
| 000000-00-0                  | Five Elms Fund V, LP                                     | Wilmington | DE         | Five Elms Capital                         |   | 06/08/2021                          |                              |   | 3,152,784  |                                 | 7,273,316   | 3.850                            |
| 000000-00-0                  | Gainline Equity Fund II LP                               | Wilmington | DE         | Gainline Capital Partners                 |   | 09/24/2021                          |                              |   | 3,167,712  |                                 | 11,310,466  | 5.370                            |
| 000000-00-0                  | Genstar Capital Partners IX, L.P.                        | Wilmington | DE         | Genstar Capital                           |   | 01/28/2019                          |                              |   | 80,712   |                                 | 3,301,995   | 0.560                            |
| 000000-00-0                  | Genstar Capital Partners VII, L.P.                       | Wilmington | DE         | Genstar Capital                           |   | 07/02/2015                          |                              |   | 67,934   |                                 | 135,415   | 1.060                            |
| 000000-00-0                  | Genstar Capital Partners VIII                            | Wilmington | DE         | Genstar Capital                           |   | 03/23/2017                          |                              |   | 50,116   |                                 | 1,682,633   | 0.630                            |
| 000000-00-0                  | Global Infrastructure Partners II - A, L.P.              | Wilmington | DE         | Global Infrastructure Partners            |   | 06/29/2012                          |                              |   | 34,335   |                                 | 1,837,882   | 0.800                            |
| 000000-00-0                  | Global Infrastructure Partners III A/B                   | Wilmington | DE         | Global Infrastructure Partners            |   | 07/08/2016                          |                              |   | 189,533  |                                 | 5,427,140   | 0.900                            |
| 000000-00-0                  | Global Infrastructure Partners IV, L.P.                  | Wilmington | DE         | Global Infrastructure Partners            |   | 05/01/2019                          |                              |   | 70,371   |                                 | 1,631,790   | 0.030                            |
| 000000-00-0                  | Green Equity Investors VIII, L.P.                        | Wilmington | DE         | Leonard Green & Partners                  |   | 10/03/2019                          |                              |   | 26,098   |                                 | 1,642,344   | 0.100                            |
| 000000-00-0                  | GSO Capital Opportunities Fund III                       | Wilmington | DE         | Blackstone Credit                         |   | 06/17/2016                          |                              |   | 102,018  |                                 | 13,252,463  | 0.750                            |
| 000000-00-0                  | GSO Energy Select Opportunities Fund II LP               | Wilmington | DE         | Blackstone Credit                         |   | 11/09/2018                          |                              |   | 78,586   |                                 | 17,251,358  | 0.560                            |
| 000000-00-0                  | GTCR Fund XII  | Wilmington | DE         | GTCR                                      |   | 08/29/2017                          |                              |   | 491,150  |                                 | 3,561,118   | 0.430                            |
| 000000-00-0                  | GTCR Fund XIII, LP                                       | Wilmington | DE         | GTCR                                      |   | 10/21/2020                          |                              |   | 2,075,000  |                                 | 6,643,624   | 0.320                            |
| 000000-00-0                  | GTCR Strategic Growth Fund I, L.P.                       | Wilmington | DE         | GTCR                                      |   | 10/26/2021                          |                              |   | 51,000   |                                 | 6,016,000   | 0.060                            |
| 000000-00-0                  | HarbourVest Guardian Co-Investment Fund L.P. - Tranche 3 | Wilmington | DE         | HarbourVest Partners                      |   | 12/08/2021                          |                              |   | 7,865,000  |                                 | 82,225,000  | 94.390                           |
| 000000-00-0                  | Harvest Partners VIII, L.P.                              | Wilmington | DE         | Harvest Partners                          |   | 11/16/2018                          |                              |   | 417,888  |                                 | 2,065,214   | 0.520                            |
| 000000-00-0                  | HPS Mezzanine Partners 2019, L.P.                        | Wilmington | DE         | HPS Investment Partners                   |   | 06/21/2019                          |                              |   | 529,948  |                                 | 4,283,322   | 0.290                            |
| 000000-00-0                  | HPS Mezzanine Partners III, L.P.                         | Wilmington | DE         | HPS Investment Partners                   |   | 07/11/2016                          |                              |   | 72,717   |                                 | 4,107,531   | 2.670                            |
| 000000-00-0                  | Investindustrial VII L.P.                                |            |            | Investindustrial Advisors Limited         |   | 03/26/2019                          |                              |   | 668,769  |                                 | 8,029,535   | 0.590                            |
| 000000-00-0                  | Jade Equity Investors II, L.P.                           | Wilmington | DE         | Leonard Green & Partners                  |   | 08/15/2024                          |                              | 171,158                                       |  |                                 | 17,828,842  | 1.030                            |
| 000000-00-0                  | Jade Equity Investors, L.P.                              | Wilmington | DE         | Leonard Green & Partners                  |   | 10/03/2019                          |                              |   | 1,014,257  |                                 | 1,115,331   | 0.270                            |
| 000000-00-0                  | KCP Enduring Value I, LP (Spatco)                        | Wilmington | DE         | Kian Capital                              |   | 07/22/2024                          |                              | 5,436,067                                     | 265,732  |                                 | 798,202   | 1.730                            |
| 000000-00-0                  | Kinderhook Capital Fund VI, L.P.                         | Wilmington | DE         | Kinderhook Industries                     |   | 01/08/2019                          |                              |   | 229,523  |                                 | 7,190,355   | 1.530                            |
| 000000-00-0                  | Kinderhook Capital Fund VII, L.P.                        | Wilmington | DE         | Kinderhook Industries                     |   | 10/19/2021                          |                              |   | 1,948,548  |                                 | 5,059,227   | 1.140                            |
| 000000-00-0                  | Lime Rock Partners VIII, L.P.                            |            | CYM        | Lime Rock Partners                        |   | 10/31/2018                          |                              |   | 706,902  |                                 | 1,890,679   | 3.330                            |
| 000000-00-0                  | Lovell Minnick Equity Partners IV, L.P.                  | Wilmington | DE         | Lovell Minnick Partners                   |   | 10/28/2014                          |                              |   | 94,347   |                                 | 1,774,325   | 3.620                            |
| 000000-00-0                  | Lovell Minnick Equity Partners V, LP                     | Wilmington | DE         | Lovell Minnick Partners                   |   | 11/16/2018                          |                              |   | 190,551  |                                 | 1,988,428   | 1.680                            |
| 000000-00-0                  | Meritech Capital Partners VI, L.P.                       | Wilmington | DE         | Meritech Capital Partners                 |   | 05/18/2018                          |                              |   | 105,000  |                                 | 315,000   | 1.590                            |
| 000000-00-0                  | MSouth Equity Partners IV, L.P.                          | Wilmington | DE         | MSouth Equity Partners                    |   | 02/28/2018                          |                              |   | 53,809   |                                 | 1,478,438   | 2.130                            |
| 000000-00-0                  | Nautic Partners VI, L.P.                                 |            | CYM        | Nautic Partners                           |   | 03/31/2007                          |                              |   | 26,550   |                                 | 327,276   | 3.440                            |
| 000000-00-0                  | Opus Capital Venture Partners VI, LP                     | Wilmington | DE         | Opus Capital                              |   | 05/06/2010                          |                              |   | 42,319   |                                 | 3,356,811   | 10.080                           |
| 000000-00-0                  | Platte River Equity IV, L.P.                             | Wilmington | DE         | Platte River Equity                       |   | 06/15/2017                          |                              |   | 601,005  |                                 | 703,329   | 3.200                            |
| 000000-00-0                  | Platte River Equity V, L.P.                              | Wilmington | DE         | Platte River Equity                       |   | 07/25/2024                          |                              | 3,234,659                                     |  |                                 | 18,765,341  | 5.500                            |
| 000000-00-0                  | Primus Capital Fund VIII, L.P.                           | Wilmington | DE         | Primus Capital                            |   | 06/22/2017                          |                              |   | 77,979   |                                 | 2,434,725   | 3.890                            |
| 000000-00-0                  | QED Fund VII, LP   | Wilmington | DE         | QED Investors                             |   | 07/29/2021                          |                              |   | 196,496  |                                 | 1,423,831   | 0.990                            |
| 000000-00-0                  | QED Fund VIII, LP  | Wilmington | DE         | QED Investors                             |   | 04/14/2023                          |                              |   | 170,727  |                                 | 8,162,883   | 1.380                            |
| 000000-00-0                  | QED Growth Fund, LP                                      | Wilmington | DE         | QED Investors                             |   | 08/12/2021                          |                              |   | 227,971  |                                 | 617,584   | 1.670                            |
| 000000-00-0                  | Radical Ventures III, L.P.                               |            | CAN        | Radical Ventures                          |   | 07/31/2023                          |                              |   | 186,211  |                                 | 3,039,897   | 0.860                            |
| 000000-00-0                  | Redpoint Ventures VIII, L.P.                             | Wilmington | DE         | Redpoint Ventures                         |   | 04/15/2020                          |                              |   | 198,000  |                                 | 774,560   | 0.790                            |
| 000000-00-0                  | Redview Capital  |            | CYM        | Redview Capital                           |   | 11/20/2015                          |                              |   | 93,234   |                                 | 1,296,764   | 1.600                            |
| 000000-00-0                  | Redview Capital II L.P.                                  |            | CYM        | Redview Capital                           |   | 03/29/2018                          |                              |   | 48,588   |                                 | 2,351,588   | 1.210                            |
| 000000-00-0                  | Seidler Equity Partners VIII, L.P.                       | Wilmington | DE         | Seidler Equity Partners                   |   | 03/06/2023                          |                              |   | 2,016,000  |                                 | 15,799,500  | 1.800                            |
| 000000-00-0                  | STG Allegro, L.P.  |            | CYM        | Symphony Technology Group                 |   | 06/16/2021                          |                              |   | 2,117,193  |                                 | 9,921,189   | 3.370                            |
| 000000-00-0                  | STG VI, L.P.   |            | CYM        | Symphony Technology Group                 |   | 09/17/2020                          |                              |   | 57,698   |                                 | 548,879   | 0.720                            |
| 000000-00-0                  | Stork SPV, L.P.  | Wilmington | DE         | Amulet Capital Partners                   |   | 01/06/2022                          |                              |   | 15,451   |                                 | 1,410,576   | 1.690                            |

E03.1



STATEMENT AS OF SEPTEMBER 30, 2024 OF THE GUARDIAN LIFE INSURANCE COMPANY OF AMERICA

**SCHEDULE BA - PART 2**

Showing Other Long-Term Invested Assets ACQUIRED AND ADDITIONS MADE During the Current Quarter

| 1<br>CUSIP<br>Identification   | 2<br>Name or Description  | Location   |            | 5<br>Name of Vendor<br>or General Partner    | 6<br>NAIC<br>Designation,<br>NAIC<br>Designation<br>Modifier<br>and<br>SVO<br>Admini-<br>strative<br>Symbol | 7<br>Date<br>Originally<br>Acquired | 8<br>Type<br>and<br>Strategy | 9<br>Actual Cost<br>at Time of<br>Acquisition | 10<br>Additional<br>Investment Made<br>After Acquisition | 11<br>Amount of<br>Encumbrances | 12<br>Commitment<br>for<br>Additional<br>Investment | 13<br>Percentage of<br>Ownership |
|--|---|------------|------------|--|---|-------------------------------------|------------------------------|---|--|---------------------------------|---|----------------------------------|
|  |   | 3<br>City  | 4<br>State |  |   |                                     |                              |   |  |                                 |   |                                  |
| 000000-00-0  | Sumeru Equity Partners III, L.P.                                  | Wilmington | DE         | Sumeru Equity Partners                       |   | 06/18/2020                          |                              |   | 165,336  |                                 | 1,260,583   | 3.050                            |
| 000000-00-0  | Sumeru Equity Partners IV, L.P.                                   | Wilmington | DE         | Sumeru Equity Partners                       |   | 01/18/2022                          |                              |   | 2,102,112  |                                 | 11,359,068  | 1.760                            |
| 000000-00-0  | SVP Special Situations Fund V, LP                                 |            | CYM        | Strategic Value Partners                     |   | 04/27/2021                          |                              |   | 1,350,000  |                                 | 5,850,000   | 0.050                            |
| 000000-00-0  | Thompson Street Capital Partners IV, L.P.                         | Wilmington | DE         | Thompson Street Capital Partners             |   | 12/08/2015                          |                              |   | 1,696,500  |                                 | 7,657,580   | 3.120                            |
| 000000-00-0  | Thompson Street Capital Partners V, L.P.                          | Wilmington | DE         | Thompson Street Capital Partners             |   | 04/02/2018                          |                              |   | 47,048   |                                 | 2,514,967   | 1.700                            |
| 000000-00-0  | Thompson Street Capital VI, L.P.                                  | Wilmington | DE         | Thompson Street Capital Partners             |   | 04/20/2021                          |                              |   | 2,028,899  |                                 | 10,317,411  | 2.030                            |
| 000000-00-0  | Transpose Platform BOV II, L.P. Class A                           | Wilmington | DE         | Transpose Platform Management, LLC           |   | 04/08/2024                          |                              |   | 90,518   |                                 | 7,657,580   | 3.860                            |
| 000000-00-0  | Transpose Platform BOV II, L.P. Class B                           | Wilmington | DE         | Transpose Platform Management, LLC           |   | 04/08/2024                          |                              |   | 271,613  |                                 | 2,191,427   | 3.330                            |
| 000000-00-0  | Trident IX, L.P.  | Wilmington | DE         | Stone Point Capital                          |   | 12/06/2021                          |                              |   | 340,607  |                                 | 1,390,473   | 0.010                            |
| 000000-00-0  | Trident VI, L.P.  |            | CYM        | Stone Point Capital                          |   | 12/15/2013                          |                              |   | 50,395   |                                 | 899,635   | 0.560                            |
| 000000-00-0  | Trident VII, L.P.   | Wilmington | DE         | Stone Point Capital                          |   | 12/21/2016                          |                              |   | 32,464   |                                 | 964,229   | 0.470                            |
| 000000-00-0  | Trident VIII, L.P.  | Wilmington | DE         | Stone Point Capital                          |   | 04/16/2019                          |                              |   | 27,601   |                                 | 1,205,006   | 0.150                            |
| 000000-00-0  | Trivest Discovery Fund II, L.P.                                   | Wilmington | DE         | Trivest Partners                             |   | 03/14/2022                          |                              |   | 139,389  |                                 | 7,488,454   | 1.610                            |
| 000000-00-0  | Trivest Fund VI, L.P.   | Wilmington | DE         | Trivest Partners                             |   | 08/22/2017                          |                              |   | 744,846  |                                 | 10,751,632  | 3.410                            |
| 000000-00-0  | Trivest Fund VII, L.P.  | Wilmington | DE         | Trivest Partners                             |   | 03/14/2022                          |                              |   | 639,721  |                                 | 13,427,958  | 1.750                            |
| 000000-00-0  | Trivest Growth Investment Fund II, L.P.                           | Wilmington | DE         | Trivest Partners                             |   | 12/05/2019                          |                              |   | 1,074,148  |                                 | 2,069,231   | 1.820                            |
| 000000-00-0  | Trivest Recognition Fund, L.P.                                    | Wilmington | DE         | Trivest Partners                             |   | 06/30/2023                          |                              |   | 401,023  |                                 | 3,446,824   | 0.550                            |
| 000000-00-0  | TSCP CV II, L.P.  | Wilmington | DE         | Thompson Street LLC                          |   | 08/13/2024                          |                              | 2,500,000                                     | 9,619,862  |                                 | 2,423,972   | 3.540                            |
| 000000-00-0  | TSG7 L.P. A   | Wilmington | DE         | TSG Consumer Partners                        |   | 11/20/2015                          |                              |   | 76,149   |                                 | 2,723,527   | 0.050                            |
| 000000-00-0  | TSG8 L.P.   | Wilmington | DE         | TSG Consumer Partners                        |   | 10/25/2018                          |                              |   | 131,883  |                                 | 1,642,322   | 0.530                            |
| 000000-00-0  | Upfront V, L.P.   | Wilmington | DE         | Upfront Ventures                             |   | 12/23/2014                          |                              |   | 59,145   |                                 | 8,741,396   | 5.420                            |
| 000000-00-0  | Upfront VI, L.P.  | Wilmington | DE         | Upfront Ventures                             |   | 06/02/2017                          |                              |   | 125,877  |                                 | 1,676,260   | 0.260                            |
| 000000-00-0  | venBio Global Strategic Fund III, L.P.                            | Wilmington | DE         | venBio Partners                              |   | 12/18/2019                          |                              |   | 70,875   |                                 | 373,329   | 3.430                            |
| 000000-00-0  | venBio Global Strategic Fund IV, L.P.                             | Wilmington | DE         | venBio Partners                              |   | 04/30/2021                          |                              |   | 934,219  |                                 | 4,432,565   | 2.600                            |
| 000000-00-0  | VSC Pro-Vision LLC  | Wilmington | DE         | Vance Street Capital Management LLC          |   | 09/17/2024                          |                              | 3,755,560                                     |  |                                 |   | 3.050                            |
| 000000-00-0  | High Street Value Fund I, L.P.                                    | Wilmington | DE         | High Street Value Fund I, G.P.               |   | 06/26/2023                          |                              |   | 14,318,181   |                                 | 6,915,585   | 11.250                           |
| <b>2599999. Joint Venture Interests - Other - Unaffiliated</b>   |   |            |            |  |   |                                     |                              | 18,315,662                                    | 96,840,585   |                                 | 642,265,235   | XXX                              |
| 000000-00-0  | CREA Corporate Tax Credit Fund 85, LP                             | Wilmington | DE         | CREA Corporate Tax Credit Fund 85, LP        |   | 06/21/2021                          |                              |   | 1,907,007  |                                 |   |                                  |
| 000000-00-0  | R4 Housing Partners XVI LP  | Wilmington | DE         | R4 Housing Partners XVI LP                   |   | 07/01/2021                          |                              |   | 5,577,991  |                                 |   |                                  |
| 000000-00-0  | Red Stone Equity-Fund 95 Limited Partnership                      | Wilmington | DE         | Red Stone Equity-Fund 95 Limited Partnership |   | 06/01/2022                          |                              |   | 3,012,658  |                                 |   |                                  |
| 000000-00-0  | CREA Corporate Tax Credit Fund 91, LP                             | Wilmington | DE         | CREA Corporate Tax Credit Fund 91, LP        |   | 06/01/2022                          |                              |   | 3,747,108  |                                 |   |                                  |
| 000000-00-0  | WNC Institutional Tax Credit Fund 56 LP                           | Wilmington | DE         | WNC Institutional Tax Credit Fund 56 LP      |   | 04/04/2024                          |                              |   | 230,459  |                                 |   |                                  |
| <b>3799999. Non-Guaranteed Federal Low Income Housing Tax Credit - Unaffiliated</b>                                  |   |            |            |  |   |                                     |                              |   | 14,475,223   |                                 |   | XXX                              |
| 000000-00-0  | Core Senior Lending Fund II Feeder, L.P. - Equity Tranche         | Wilmington | DE         | HPS Investment Partners                      |   | 03/30/2022                          |                              |   | 18,362,731   |                                 | 108,784,710   | 12.420                           |
| 000000-00-0  | Credit Value Fund VII Feeder, L.P. - Equity Tranche               | Wilmington | DE         | HPS Investment Partners                      |   | 06/01/2022                          |                              |   | 191,030  |                                 | 4,874,013   | 3.600                            |
| 000000-00-0  | HPS Strategic Investment Partners V Feeder, L.P. - Equity Tranche | Wilmington | DE         | HPS Investment Partners                      |   | 02/24/2022                          |                              |   | 12,749,953   |                                 | 80,346,481  | 6.250                            |
| 000000-00-0  | HPS Specialty Loan Fund VI Feeder, L.P. - Equity Tranche          | Wilmington | DE         | HPS Investment Partners                      |   | 12/08/2022                          |                              |   | 15,000,000   |                                 | 135,000,000   | 2.440                            |
| 000000-00-0  | HPS Asset Value Fund III (USD), L.P. - Equity Tranche             | Wilmington | DE         | HPS Investment Partners, LLC                 |   | 08/21/2024                          |                              |   | 4,962,947  |                                 | 45,037,053  | 2.500                            |
| <b>5699999. Residual Tranches or Interests with Underlying Assets Having Characteristics of Other - Unaffiliated</b> |   |            |            |  |   |                                     |                              | 4,962,947                                     | 46,303,714   |                                 | 374,042,257   | XXX                              |
| 000000-00-0  | MG Hoosier Clowns, LLC  | Wilmington | DE         | MG Hoosier Clowns, LLC                       |   | 01/28/2022                          |                              |   | 65,648   |                                 |   |                                  |
| 000000-00-0  | MG Shad, LLC  | Wilmington | DE         | MG Shad, LLC                                 |   | 08/31/2022                          |                              |   | 492,500  |                                 |   |                                  |
| <b>5899999. Any Other Class of Assets - Unaffiliated</b>   |   |            |            |  |   |                                     |                              |   | 558,148  |                                 |   | XXX                              |
| 000000-00-0  | Guardian Acquisition II LLC                                       | Wilmington | DE         | Guardian Acquisition II LLC                  |   | 06/03/2024                          |                              |   | 21,571,308   |                                 |   |                                  |
| <b>5999999. Any Other Class of Assets - Affiliated</b>   |   |            |            |  |   |                                     |                              |   | 21,571,308   |                                 |   | XXX                              |
| <b>6099999. Total - Unaffiliated</b>   |   |            |            |  |   |                                     |                              | 23,278,610                                    | 194,356,243  |                                 | 1,059,340,822                                       | XXX                              |
| <b>6199999. Total - Affiliated</b>   |   |            |            |  |   |                                     |                              |   | 22,242,141   |                                 | 535,308   | XXX                              |
| <b>6299999 - Totals</b>  |   |            |            |  |   |                                     |                              | 23,278,610                                    | 216,598,385  |                                 | 1,059,876,130                                       | XXX                              |

E03.2

STATEMENT AS OF SEPTEMBER 30, 2024 OF THE GUARDIAN LIFE INSURANCE COMPANY OF AMERICA

**SCHEDULE BA - PART 3**

Showing Other Long-Term Invested Assets DISPOSED, Transferred or Repaid During the Current Quarter

| 1<br>CUSIP<br>Identification  | 2<br>Name or Description                          | Location    |            | 5<br>Name of Purchaser or<br>Nature of Disposal | 6<br>Date<br>Originally<br>Acquired | 7<br>Disposal<br>Date | 8<br>Book/<br>Adjusted<br>Carrying<br>Value<br>Less<br>Encum-<br>brances,<br>Prior<br>Year | Change in Book/Adjusted Carrying Value                       |  |  |  |  |   | 15<br>Book/<br>Adjusted<br>Carrying<br>Value<br>Less<br>Encum-<br>brances<br>on<br>Disposal | 16<br>Consid-<br>eration | 17<br>Foreign<br>Exchange<br>Gain<br>(Loss)<br>on<br>Disposal | 18<br>Realized<br>Gain<br>(Loss) on<br>Disposal | 19<br>Total<br>Gain<br>(Loss) on<br>Disposal | 20<br>Invest-<br>ment<br>Income |
|---|---|-------------|------------|---|-------------------------------------|-----------------------|--|--|--|--|--|--|---|---|--------------------------|---|---|--|---------------------------------|
|   |   | 3<br>City   | 4<br>State |   |                                     |                       |  | 9<br>Unrealized<br>Valuation<br>Increase/<br>(De-<br>crease) | 10<br>Current<br>Year's<br>(Depre-<br>ciation) or<br>(Amorti-<br>zation)/<br>Accretion | 11<br>Current<br>Year's<br>Other<br>Than<br>Temporary<br>Impairment<br>Recogn-<br>ized | 12<br>Capital-<br>ized<br>Deferred<br>Interest<br>and<br>Other | 13<br>Total<br>Change in<br>Book/<br>Adjusted<br>Carrying<br>Value<br>(9+10-<br>11+12) | 14<br>Total<br>Foreign<br>Exchange<br>Change in<br>Book/<br>Adjusted<br>Carrying<br>Value |   |                          |   |   |  |                                 |
| 000000-00-0   | North Bridge Venture Partners VI, L.P.            | Wilmington  | DE         | CAPITAL DISTRIBUTION                            | 03/31/2006                          | 09/19/2024            | 40,984   |  |  |  |  |  |   | 40,984  | 40,984                   |   |   |  | (151,430)                       |
| <b>1999999. Joint Venture Interests - Common Stock - Unaffiliated</b> |   |             |            |   |                                     |                       |  |  |  |  |  |  |   |   |                          |   |   |  |                                 |
| 000000-00-0   | G-M JOINT VENTURE                                 | Nashville   | TN         | G-M JOINT VENTURE                               | 09/01/1989                          | 09/30/2024            | 225,002  |  |  |  |  |  |   | 225,002   | 225,002                  |   |   |  |                                 |
| 000000-00-0   | CHESLA PLACE APARTMENTS, LLC                      | Chelsea     | MA         | CHESLA PLACE APARTMENTS, LLC                    | 08/16/2018                          | 09/30/2024            | 205,315  |  |  |  |  |  |   | 205,315   | 205,315                  |   |   |  |                                 |
| 000000-00-0   | REIGL Maple Culebra Market LLC                    | San Antonio | TX         | REIGL Maple Culebra Market LLC                  | 11/17/2022                          | 09/30/2024            | 474,335  |  |  |  |  |  |   | 474,335   | 474,335                  |   |   |  |                                 |
| <b>2299999. Joint Venture Interests - Real Estate - Affiliated</b>    |   |             |            |   |                                     |                       |  |  |  |  |  |  |   |   |                          |   |   |  |                                 |
|   |   |             |            |   |                                     |                       | 904,652  |  |  |  |  |  |   | 904,652   | 904,652                  |   |   |  |                                 |
| 000000-00-0   | 57 Stars Global Opportunity 3 (Guardian) Series 2 | Wilmington  | DE         | CAPITAL DISTRIBUTION                            | 09/23/2015                          | 07/25/2024            | 1,420,883  |  |  |  |  |  |   | 1,420,883   | 1,420,883                |   |   |  |                                 |
| 000000-00-0   | 57 Stars Global Opportunity 3 (Guardian) Series 3 | Wilmington  | DE         | CAPITAL DISTRIBUTION                            | 03/27/2017                          | 09/12/2024            | 413,617  |  |  |  |  |  |   | 413,617   | 413,617                  |   |   |  |                                 |
| 000000-00-0   | 57 Stars Global Opportunity Fund 3 L.P.           | Wilmington  | DE         | CAPITAL DISTRIBUTION                            | 04/13/2011                          | 07/10/2024            | 758,786  |  |  |  |  |  |   | 758,786   | 758,786                  |   |   |  |                                 |
| 000000-00-0   | Advantech Capital                                 |             | CYM        | CAPITAL DISTRIBUTION                            | 11/20/2015                          | 09/04/2024            | 3,741  |  |  |  |  |  |   | 3,741   | 3,741                    |   |   |  | (743,966)                       |
| 000000-00-0   | Affinity Asia Pacific Fund V L.P.                 |             | CYM        | CAPITAL DISTRIBUTION                            | 11/17/2017                          | 07/17/2024            | 14,631   |  |  |  |  |  |   | 14,631  | 14,631                   |   |   |  |                                 |
| 000000-00-0   | Amulet Capital Fund II, L.P.                      | Wilmington  | DE         | CAPITAL DISTRIBUTION                            | 03/31/2021                          | 07/19/2024            | 1,497  |  |  |  |  |  |   | 1,497   | 1,497                    |   |   |  |                                 |
| 000000-00-0   | Amulet Capital Fund III, L.P.                     | Wilmington  | DE         | CAPITAL DISTRIBUTION                            | 01/26/2023                          | 08/28/2024            | 145,444  |  |  |  |  |  |   | 145,444   | 145,444                  |   |   |  | (11,305)                        |
| 000000-00-0   | Andressen Horowitz LsV Fund I, L.P.               | Wilmington  | DE         | CAPITAL DISTRIBUTION                            | 03/26/2019                          | 09/10/2024            | 132,945  |  |  |  |  |  |   | 132,945   | 132,945                  |   |   |  | (356,695)                       |
| 000000-00-0   | ASF VII Infrastructure L.P.                       |             |            | CAPITAL DISTRIBUTION                            | 05/24/2017                          | 09/04/2024            | 130,683  |  |  |  |  |  |   | 130,683   | 130,683                  |   |   |  |                                 |
| 000000-00-0   | Battery Venture XIII Side Fund, L.P.              | Wilmington  | DE         | CAPITAL DISTRIBUTION                            | 01/13/2020                          | 09/26/2024            | 100,059  |  |  |  |  |  |   | 100,059   | 100,059                  |   |   |  | (513,799)                       |
| 000000-00-0   | Battery Ventures XII                              | Wilmington  | DE         | CAPITAL DISTRIBUTION                            | 02/01/2018                          | 07/30/2024            | 248,168  |  |  |  |  |  |   | 248,168   | 248,168                  |   |   |  | (4,183,411)                     |
| 000000-00-0   | Battery Ventures XII Side Fund                    | Wilmington  | DE         | CAPITAL DISTRIBUTION                            | 02/01/2018                          | 07/30/2024            | 243,414  |  |  |  |  |  |   | 243,414   | 243,414                  |   |   |  | (4,103,269)                     |
| 000000-00-0   | Battery Ventures XIII, L.P.                       | Wilmington  | DE         | CAPITAL DISTRIBUTION                            | 01/13/2020                          | 09/26/2024            | 83,196   |  |  |  |  |  |   | 83,196  | 83,196                   |   |   |  | (427,209)                       |
| 000000-00-0   | Black Diamond Capital Opportunity Fund V, L.P.    | Wilmington  | DE         | CAPITAL DISTRIBUTION                            | 10/29/2019                          | 08/28/2024            | 20,003   |  |  |  |  |  |   | 20,003  | 20,003                   |   |   |  | (572,074)                       |
| 000000-00-0   | CapStreet IV, L.P.                                | Wilmington  | DE         | CAPITAL DISTRIBUTION                            | 12/15/2013                          | 07/01/2024            | 404,384  |  |  |  |  |  |   | 404,384   | 404,384                  |   |   |  | (193,420)                       |
| 000000-00-0   | Centerbridge Capital Partners II                  | Wilmington  | DE         | CAPITAL DISTRIBUTION                            | 12/22/2010                          | 09/26/2024            | 479,688  |  |  |  |  |  |   | 479,688   | 479,688                  |   |   |  | (22,684)                        |
| 000000-00-0   | Centerbridge Capital Partners III, L.P.           | Wilmington  | DE         | CAPITAL DISTRIBUTION                            | 10/24/2014                          | 07/26/2024            | 753,582  |  |  |  |  |  |   | 753,582   | 753,582                  |   |   |  | (1,647,188)                     |
| 000000-00-0   | Centre Lane Partners IV, L.P.                     | Wilmington  | DE         | CAPITAL DISTRIBUTION                            | 01/22/2016                          | 08/23/2024            | 194,642  |  |  |  |  |  |   | 194,642   | 194,642                  |   |   |  |                                 |
| 000000-00-0   | Centre Lane Partners V, L.P.                      | Wilmington  | DE         | CAPITAL DISTRIBUTION                            | 10/31/2018                          | 07/30/2024            | 11,908   |  |  |  |  |  |   | 11,908  | 11,908                   |   |   |  |                                 |
| 000000-00-0   | Columbia Capital Equity Partners V, L.P.          | Wilmington  | DE         | CAPITAL DISTRIBUTION                            | 12/28/2009                          | 08/21/2024            | 138,326  |  |  |  |  |  |   | 138,326   | 138,326                  |   |   |  | (4,293,792)                     |
| 000000-00-0   | Columbia Capital Equity Partners VI (QP), L.P.    | Wilmington  | DE         | CAPITAL DISTRIBUTION                            | 08/26/2014                          | 09/09/2024            | 845,954  |  |  |  |  |  |   | 845,954   | 845,954                  |   |   |  | (903,330)                       |
| 000000-00-0   | Core Industrial Partners Fund II, LP              | Wilmington  | DE         | CAPITAL DISTRIBUTION                            | 01/13/2021                          | 08/28/2024            | 1,132,068  |  |  |  |  |  |   | 1,132,068   | 1,132,068                |   |   |  |                                 |
| 000000-00-0   | Energy Spectrum VIII LP                           | Wilmington  | DE         | CAPITAL DISTRIBUTION                            | 11/01/2018                          | 07/02/2024            | 3,807,453  |  |  |  |  |  |   | 3,807,453   | 3,807,453                |   |   |  | (4,934,752)                     |
| 000000-00-0   | Equistone Partners Europe Fund VI, L.P.           |             | LUX        | CAPITAL DISTRIBUTION                            | 02/01/2018                          | 09/18/2024            | 304,044  |  |  |  |  |  |   | 304,044   | 304,044                  |   |   |  | (979,487)                       |
| 000000-00-0   | Equistone Partners Europe Fund VII A SCSp         |             | LUX        | CAPITAL DISTRIBUTION                            | 08/01/2023                          | 09/17/2024            | 814,639  |  |  |  |  |  |   | 814,639   | 814,639                  |   |   |  |                                 |
| 000000-00-0   | Felicitas Ventures V LP                           | Wilmington  | DE         | CAPITAL DISTRIBUTION                            | 04/20/2016                          | 09/18/2024            | 1,356,923  |  |  |  |  |  |   | 1,356,923   | 1,356,923                |   |   |  |                                 |
| 000000-00-0   | Foundation Capital VIII, L.P.                     |             | CYM        | CAPITAL DISTRIBUTION                            | 06/16/2015                          | 09/06/2024            | 2,899  |  |  |  |  |  |   | 2,899   | 2,899                    |   |   |  | (3,225,728)                     |
| 000000-00-0   | Gainline Equity Fund II LP                        | Wilmington  | DE         | CAPITAL DISTRIBUTION                            | 09/24/2021                          | 07/19/2024            | 100,494  |  |  |  |  |  |   | 100,494   | 100,494                  |   |   |  |                                 |
| 000000-00-0   | Genstar Capital Partners IX, L.P.                 | Wilmington  | DE         | CAPITAL DISTRIBUTION                            | 01/28/2019                          | 09/26/2024            | 1,117,910  |  |  |  |  |  |   | 1,117,910   | 1,117,910                |   |   |  | (3,136,662)                     |
| 000000-00-0   | Genstar Capital Partners VII, L.P.                | Wilmington  | DE         | CAPITAL DISTRIBUTION                            | 07/02/2015                          | 07/17/2024            | 218,362  |  |  |  |  |  |   | 218,362   | 218,362                  |   |   |  |                                 |
| 000000-00-0   | Global Infrastructure Partners II - A, L.P.       | Wilmington  | DE         | CAPITAL DISTRIBUTION                            | 06/29/2012                          | 08/23/2024            | 1,068,056  |  |  |  |  |  |   | 1,068,056   | 1,068,056                |   |   |  | (2,566,847)                     |
| 000000-00-0   | Global Infrastructure Partners III A/B            | Wilmington  | DE         | CAPITAL DISTRIBUTION                            | 07/08/2016                          | 07/31/2024            | 520,672  |  |  |  |  |  |   | 520,672   | 520,672                  |   |   |  | (667,912)                       |
| 000000-00-0   | Global Infrastructure Partners IV, L.P.           | Wilmington  | DE         | CAPITAL DISTRIBUTION                            | 05/01/2019                          | 08/08/2024            | 13,740   |  |  |  |  |  |   | 13,740  | 13,740                   |   |   |  | (37,905)                        |
| 000000-00-0   | Green Equity Investors VI, L.P.                   | Wilmington  | DE         | CAPITAL DISTRIBUTION                            | 12/15/2011                          | 07/09/2024            | 628,814  |  |  |  |  |  |   | 628,814   | 628,814                  |   |   |  |                                 |
| 000000-00-0   | Green Equity Investors VII, L.P. & Side VII       | Wilmington  | DE         | CAPITAL DISTRIBUTION                            | 02/29/2016                          | 08/02/2024            | 253,200  |  |  |  |  |  |   | 253,200   | 253,200                  |   |   |  | (270,638)                       |
| 000000-00-0   | GSO Capital Opportunities Fund III                | Wilmington  | DE         | CAPITAL DISTRIBUTION                            | 06/17/2016                          | 08/05/2024            | 241,482  |  |  |  |  |  |   | 241,482   | 241,482                  |   |   |  | (201,793)                       |
| 000000-00-0   | GSO Energy Select Opportunities Fund II LP        | Wilmington  | DE         | CAPITAL DISTRIBUTION                            | 11/09/2018                          | 08/05/2024            | 1,521,253  |  |  |  |  |  |   | 1,521,253   | 1,521,253                |   |   |  | (127,795)                       |
| 000000-00-0   | Harbourvest Guardian Co-Investment Fund L.P.      | Wilmington  | DE         | CAPITAL DISTRIBUTION                            | 12/11/2015                          | 08/28/2024            | 4,189,173  |  |  |  |  |  |   | 4,189,173   | 4,189,173                |   |   |  | (7,195,827)                     |
| 000000-00-0   | Harvest Partners VIII, L.P.                       | Wilmington  | DE         | CAPITAL DISTRIBUTION                            | 11/16/2018                          | 08/20/2024            | 2,023,590  |  |  |  |  |  |   | 2,023,590   | 2,023,590                |   |   |  | (1,080,970)                     |
| 000000-00-0   | HPS Mezzanine Partners 2019, L.P.                 | Wilmington  | DE         | CAPITAL DISTRIBUTION                            | 06/21/2019                          | 09/30/2024            | 1,272,989  |  |  |  |  |  |   | 1,272,989   | 1,272,989                |   |   |  | (371,815)                       |
| 000000-00-0   | HPS Mezzanine Partners III, L.P.                  | Wilmington  | DE         | CAPITAL DISTRIBUTION                            | 07/11/2016                          | 09/06/2024            | 2,016,908  |  |  |  |  |  |   | 2,016,908   | 2,016,908                |   |   |  | (1,247,507)                     |

E03.3

STATEMENT AS OF SEPTEMBER 30, 2024 OF THE GUARDIAN LIFE INSURANCE COMPANY OF AMERICA

**SCHEDULE BA - PART 3**

Showing Other Long-Term Invested Assets DISPOSED, Transferred or Repaid During the Current Quarter

| 1  | 2   | Location   |       | 5  | 6                        | 7             | 8   | Change in Book/Adjusted Carrying Value    |  |   |   |  |  | 15  | 16            | 17                                       | 18                               | 19                            | 20                |              |  |
|--|---|------------|-------|--|--------------------------|---------------|---|---|--|---|---|--|--|---|---------------|--|----------------------------------|-------------------------------|-------------------|--------------|--|
|  |   | 3          | 4     |  |                          |               |   | 9   | 10   | 11  | 12                                      | 13   | 14   |   |               |  |                                  |                               |                   |              |  |
| CUSIP Identification   | Name or Description                                 | City       | State | Name of Purchaser or Nature of Disposal  | Date Originally Acquired | Disposal Date | Book/ Adjusted Carrying Value Less Encumbrances, Prior Year | Unrealized Valuation Increase/ (Decrease) | Current Year's (Depreciation) or (Amortization)/ Accretion | Current Year's Other Than Temporary Impairment Recognized | Capitalized Deferred Interest and Other | Total Change in Book/ Adjusted Carrying Value (9+10-11+12) | Total Foreign Exchange Change in Book/ Adjusted Carrying Value | Book/ Adjusted Carrying Value Less Encumbrances on Disposal | Consideration | Foreign Exchange Gain (Loss) on Disposal | Realized Gain (Loss) on Disposal | Total Gain (Loss) on Disposal | Investment Income |              |  |
| 000000-00-0  | Investindustrial VII L.P.                           | Wilmington | DE    | CAPITAL DISTRIBUTION                     | 03/26/2019               | 09/11/2024    | 768,711   |   |  |   |   |  |  | 768,711   | 768,711       |  |                                  |                               |                   | (15,863)     |  |
| 000000-00-0  | Jade Equity Investors, L.P.                         | Wilmington | DE    | CAPITAL DISTRIBUTION                     | 10/03/2019               | 08/20/2024    | 35,403  |   |  |   |   |  |  | 35,403  | 35,403        |  |                                  |                               |                   |              |  |
| 000000-00-0  | KCP Enduring Value I, LP (Spatco)                   | Wilmington | DE    | CAPITAL DISTRIBUTION                     | 05/29/2024               | 09/25/2024    | 37,393  |   |  |   |   |  |  | 37,393  | 37,393        |  |                                  |                               |                   |              |  |
| 000000-00-0  | Lime Rock Partners VIII, L.P.                       | Wilmington | DE    | CAPITAL DISTRIBUTION                     | 10/31/2018               | 09/20/2024    | 360,493   |   |  |   |   |  |  | 360,493   | 360,493       |  |                                  |                               |                   | (836,987)    |  |
| 000000-00-0  | MSouth Equity Partners IV, L.P.                     | Wilmington | DE    | CAPITAL DISTRIBUTION                     | 02/28/2018               | 08/21/2024    | 2,350,426   |   |  |   |   |  |  | 2,350,426   | 2,350,426     |  |                                  |                               |                   | (3,862,953)  |  |
| 000000-00-0  | New Leaf Ventures III, L.P.                         | Wilmington | DE    | CAPITAL DISTRIBUTION                     | 12/03/2015               | 07/02/2024    | 1,633,688   |   |  |   |   |  |  | 1,633,688   | 1,633,688     |  |                                  |                               |                   |              |  |
| 000000-00-0  | Platte River Equity IV, L.P.                        | Wilmington | DE    | CAPITAL DISTRIBUTION                     | 06/15/2017               | 08/27/2024    | 69,702  |   |  |   |   |  |  | 69,702  | 69,702        |  |                                  |                               |                   |              |  |
| 000000-00-0  | Primus Capital Fund VIII, L.P.                      | Wilmington | DE    | CAPITAL DISTRIBUTION                     | 06/22/2017               | 07/24/2024    | 1,252,702   |   |  |   |   |  |  | 1,252,702   | 1,252,702     |  |                                  |                               |                   | (3,152,314)  |  |
| 000000-00-0  | Redview Capital                                     | Wilmington | DE    | CAPITAL DISTRIBUTION                     | 11/20/2015               | 07/26/2024    | 313,080   |   |  |   |   |  |  | 313,080   | 313,080       |  |                                  |                               |                   | (244,640)    |  |
| 000000-00-0  | Redview Capital II L.P.                             | Wilmington | DE    | CAPITAL DISTRIBUTION                     | 03/29/2018               | 08/29/2024    | 442,712   |   |  |   |   |  |  | 442,712   | 442,712       |  |                                  |                               |                   | (82,530)     |  |
| 000000-00-0  | STG VI, L.P.  | Wilmington | DE    | CAPITAL DISTRIBUTION                     | 09/17/2020               | 07/11/2024    | 413,083   |   |  |   |   |  |  | 413,083   | 413,083       |  |                                  |                               |                   | (9,172)      |  |
| 000000-00-0  | SVB Capital Preferred Return Fund, LP               | Wilmington | DE    | CAPITAL DISTRIBUTION                     | 09/16/2009               | 07/12/2024    | 25,515  |   |  |   |   |  |  | 25,515  | 25,515        |  |                                  |                               |                   | (338,984)    |  |
| 000000-00-0  | SVP Dislocation Fund, L.P.                          | Wilmington | DE    | CAPITAL DISTRIBUTION                     | 08/19/2020               | 09/24/2024    | 815,173   |   |  |   |   |  |  | 815,173   | 815,173       |  |                                  |                               |                   |              |  |
| 000000-00-0  | Thompson Street Capital Partners IV, L.P.           | Wilmington | DE    | CAPITAL DISTRIBUTION                     | 12/08/2015               | 09/10/2024    | 1,324,903   |   |  |   |   |  |  | 1,324,903   | 1,324,903     |  |                                  |                               |                   | (9,991,459)  |  |
| 000000-00-0  | Thompson Street Capital Partners V, L.P.            | Wilmington | DE    | CAPITAL DISTRIBUTION                     | 04/02/2018               | 07/12/2024    | 787,574   |   |  |   |   |  |  | 787,574   | 787,574       |  |                                  |                               |                   | (21,532)     |  |
| 000000-00-0  | Trident IX, L.P.                                    | Wilmington | DE    | CAPITAL DISTRIBUTION                     | 12/06/2021               | 08/29/2024    | 3,304   |   |  |   |   |  |  | 3,304   | 3,304         |  |                                  |                               |                   | (25,895)     |  |
| 000000-00-0  | Trident V, L.P.                                     | Wilmington | DE    | CAPITAL DISTRIBUTION                     | 12/16/2010               | 08/28/2024    | 253,583   |   |  |   |   |  |  | 253,583   | 253,583       |  |                                  |                               |                   | (435,307)    |  |
| 000000-00-0  | Trident VI, L.P.                                    | Wilmington | DE    | CAPITAL DISTRIBUTION                     | 12/15/2013               | 07/17/2024    | 179,576   |   |  |   |   |  |  | 179,576   | 179,576       |  |                                  |                               |                   | (332,716)    |  |
| 000000-00-0  | Trident VII, L.P.                                   | Wilmington | DE    | CAPITAL DISTRIBUTION                     | 12/21/2016               | 09/30/2024    | 248,018   |   |  |   |   |  |  | 248,018   | 248,018       |  |                                  |                               |                   | (2,831,770)  |  |
| 000000-00-0  | Trident VIII, L.P.                                  | Wilmington | DE    | CAPITAL DISTRIBUTION                     | 04/16/2019               | 08/12/2024    | 45,067  |   |  |   |   |  |  | 45,067  | 45,067        |  |                                  |                               |                   | (313,652)    |  |
| 000000-00-0  | Trilantic Capital Partners IV, L.P.                 | Wilmington | DE    | CAPITAL DISTRIBUTION                     | 06/30/2007               | 07/12/2024    | 64,733  |   |  |   |   |  |  | 64,733  | 64,733        |  |                                  |                               |                   | (148,274)    |  |
| 000000-00-0  | Trivest Fund V LP                                   | Wilmington | DE    | CAPITAL DISTRIBUTION                     | 09/20/2012               | 09/12/2024    | 1,264,163   |   |  |   |   |  |  | 1,264,163   | 1,264,163     |  |                                  |                               |                   | (2,433,036)  |  |
| 000000-00-0  | Trivest Fund VI, L.P.                               | Wilmington | DE    | CAPITAL DISTRIBUTION                     | 08/22/2017               | 07/16/2024    | 2,922,749   |   |  |   |   |  |  | 2,922,749   | 2,922,749     |  |                                  |                               |                   | (5,945,416)  |  |
| 000000-00-0  | Upfront VI, L.P.                                    | Wilmington | DE    | CAPITAL DISTRIBUTION                     | 06/02/2017               | 07/11/2024    | 54,122  |   |  |   |   |  |  | 54,122  | 54,122        |  |                                  |                               |                   |              |  |
| 000000-00-0  | venBio Global Strategic Fund III, L.P.              | Wilmington | DE    | CAPITAL DISTRIBUTION                     | 12/18/2019               | 09/25/2024    | 123,510   |   |  |   |   |  |  | 123,510   | 123,510       |  |                                  |                               |                   | (322,499)    |  |
| 000000-00-0  | Warburg Pincus China-Southeast Asia II, L.P.        | Wilmington | DE    | CAPITAL DISTRIBUTION                     | 04/29/2019               | 09/09/2024    | 103,200   |   |  |   |   |  |  | 103,200   | 103,200       |  |                                  |                               |                   |              |  |
| 000000-00-0  | Warburg Pincus Private Equity XII, L.P.             | Wilmington | DE    | CAPITAL DISTRIBUTION                     | 11/19/2015               | 07/19/2024    | 127,680   |   |  |   |   |  |  | 127,680   | 127,680       |  |                                  |                               |                   | (107,280)    |  |
| 000000-00-0  | Warburg, Pincus Private Equity XI, LP               | Wilmington | DE    | CAPITAL DISTRIBUTION                     | 08/01/2012               | 07/03/2024    | 377,500   |   |  |   |   |  |  | 377,500   | 377,500       |  |                                  |                               |                   | (675,000)    |  |
| 000000-00-0  | High Street Value Fund I, L.P.                      | Wilmington | DE    | CAPITAL DISTRIBUTION                     | 06/26/2023               | 09/04/2024    | 77,409  |   |  |   |   |  |  | 77,409  | 77,409        |  |                                  |                               |                   | (5,947)      |  |
| 000000-00-0  | Eads Investment Holdings, LLC (Guardian)            | Wilmington | DE    | Additional Distribution                  | 06/30/2012               | 09/30/2024    |   |   |  |   |   |  |  |   | 16,245        |  | 16,245                           | 16,245                        |                   |              |  |
| <b>2599999. Joint Venture Interests - Other - Unaffiliated</b>   |   |            |       |  |                          |               | 45,625,391  |   |  |   |   |  |  | 45,625,391  | 45,641,636    |  | 16,245                           | 16,245                        |                   | (76,151,007) |  |
| 000000-00-0  | Credit Value Fund VII Feeder, L.P. - Equity Tranche | Wilmington | DE    | CAPITAL DISTRIBUTION                     | 06/01/2022               | 08/30/2024    | 1,686,880   |   |  |   |   |  |  | 1,686,880   | 1,686,880     |  |                                  |                               |                   | (355,493)    |  |
| <b>5699999. Residual Tranches or Interests with Underlying Assets Having Characteristics of Other - Unaffiliated</b> |   |            |       |  |                          |               | 1,686,880   |   |  |   |   |  |  | 1,686,880   | 1,686,880     |  |                                  |                               |                   |              |  |
| 000000-00-0  | Blue Earth Solar 2017, LLC                          | Wilmington | DE    | Blue Earth Solar 2017, LLC               | 10/26/2017               | 09/30/2024    | 868   |   |  |   |   |  |  | 868   | 868           |  |                                  |                               |                   |              |  |
| 000000-00-0  | Conway RG Solar, LLC                                | Wilmington | DE    | Conway RG Solar, LLC                     | 02/09/2018               | 09/30/2024    | 121,309   |   |  | 3,248,720   |   | (3,248,720)  |  | 121,309   | 179,476       |  | 58,167                           |                               | 58,167            |              |  |
| 000000-00-0  | RG Plymouth Solar, LLC                              | Wilmington | DE    | RG Plymouth Solar, LLC                   | 05/30/2018               | 09/30/2024    | 121,343   |   |  |   |   |  |  | 121,343   | 121,343       |  |                                  |                               |                   |              |  |
| 000000-00-0  | USB RETC Fund 2018-11, LLC                          | Wilmington | DE    | USB RETC Fund 2018-11, LLC               | 06/18/2018               | 09/30/2024    | 156,066   |   |  |   |   |  |  | 156,066   | 156,066       |  |                                  |                               |                   |              |  |
| 000000-00-0  | USB RETC 2018-10, LLC                               | Wilmington | DE    | USB RETC 2018-10, LLC                    | 07/26/2018               | 09/30/2024    | 98,255  |   |  |   |   |  |  | 98,255  | 98,255        |  |                                  |                               |                   |              |  |
| 000000-00-0  | RG Waseca Solar, LLC                                | Wilmington | DE    | RG Waseca Solar, LLC                     | 09/20/2018               | 09/30/2024    | 51,053  |   |  |   |   |  |  | 51,053  | 51,053        |  |                                  |                               |                   |              |  |
| 000000-00-0  | RG Worcester Solar, LLC                             | Wilmington | DE    | RG Worcester Solar, LLC                  | 10/09/2018               | 09/30/2024    | 36,982  |   |  |   |   |  |  | 36,982  | 36,982        |  |                                  |                               |                   |              |  |
| 000000-00-0  | Advantage Capital Solar Partners II, LLC            | Wilmington | DE    | Advantage Capital Solar Partners II, LLC | 10/29/2018               | 09/30/2024    | 110,058   |   |  |   |   |  |  | 110,058   | 110,058       |  |                                  |                               |                   |              |  |
| 000000-00-0  | Fayetteville RG Solar, LLC                          | Wilmington | DE    | Fayetteville RG Solar, LLC               | 11/05/2018               | 09/30/2024    | 81,815  |   |  |   |   |  |  | 81,815  | 81,815        |  |                                  |                               |                   |              |  |
| 000000-00-0  | RG Paiute Solar, LLC                                | Wilmington | DE    | RG Paiute Solar, LLC                     | 03/07/2019               | 09/30/2024    | 44,811  |   |  |   |   |  |  | 44,811  | 44,811        |  |                                  |                               |                   |              |  |
| 000000-00-0  | MPC 2019 Energy Fund I, LLC                         | Wilmington | DE    | MPC 2019 Energy Fund I, LLC              | 04/24/2019               | 09/30/2024    | 289,218   |   |  |   |   |  |  | 289,218   | 289,218       |  |                                  |                               |                   |              |  |
| 000000-00-0  | RBC-VSF 26 Holding Company, LLC                     | Wilmington | DE    | RBC-VSF 26 Holding Company, LLC          | 06/03/2019               | 09/30/2024    | 204,210   |   |  |   |   |  |  | 204,210   | 204,210       |  |                                  |                               |                   |              |  |
| 000000-00-0  | RG Roanoke Solar, LLC                               | Wilmington | DE    | RG Roanoke Solar, LLC                    | 06/27/2019               | 09/30/2024    | 76,914  |   |  |   |   |  |  | 76,914  | 76,914        |  |                                  |                               |                   |              |  |
| 000000-00-0  | MG Clackamas, LLC                                   | Wilmington | DE    | MG Clackamas, LLC                        | 07/26/2019               | 09/30/2024    | 680,355   |   |  |   |   |  |  | 680,355   | 680,355       |  |                                  |                               |                   |              |  |
| 000000-00-0  | RG Nittany Solar, LLC                               | Wilmington | DE    | RG Nittany Solar, LLC                    | 08/28/2019               | 09/30/2024    | 337,600   |   |  |   |   |  |  | 337,600   | 337,600       |  |                                  |                               |                   |              |  |
| 000000-00-0  | MG Gas City, LLC                                    | Wilmington | DE    | MG Gas City, LLC                         | 04/13/2020               | 09/30/2024    | 174,855   |   |  |   |   |  |  | 174,855   | 174,855       |  |                                  |                               |                   |              |  |
| 000000-00-0  | RG Mankato Solar, LLC                               | Wilmington | DE    | RG Mankato Solar, LLC                    | 04/15/2020               | 09/30/2024    | 95,308  |   |  |   |   |  |  | 95,308  | 95,308        |  |                                  |                               |                   |              |  |
| 000000-00-0  | MG Dancing Feather, LLC                             | Wilmington | DE    | MG Dancing Feather, LLC                  | 04/15/2021               | 09/30/2024    | 499,526   |   |  |   |   |  |  | 499,526   | 499,526       |  |                                  |                               |                   |              |  |

E03.4

STATEMENT AS OF SEPTEMBER 30, 2024 OF THE GUARDIAN LIFE INSURANCE COMPANY OF AMERICA

**SCHEDULE BA - PART 3**

Showing Other Long-Term Invested Assets DISPOSED, Transferred or Repaid During the Current Quarter

| 1<br>CUSIP<br>Identification                             | 2<br>Name or Description                     | Location         |            | 5<br>Name of Purchaser or<br>Nature of Disposal | 6<br>Date<br>Originally<br>Acquired | 7<br>Disposal<br>Date | 8<br>Book/<br>Adjusted<br>Carrying<br>Value<br>Less<br>Encum-<br>brances,<br>Prior<br>Year | Change in Book/Adjusted Carrying Value                       |  |   |  |  |   | 15<br>Book/<br>Adjusted<br>Carrying<br>Value<br>Less<br>Encum-<br>brances<br>on<br>Disposal | 16<br>Consid-<br>eration | 17<br>Foreign<br>Exchange<br>Gain<br>(Loss)<br>on<br>Disposal | 18<br>Realized<br>Gain<br>(Loss) on<br>Disposal | 19<br>Total<br>Gain<br>(Loss) on<br>Disposal | 20<br>Invest-<br>ment<br>Income |
|--|--|------------------|------------|---|-------------------------------------|-----------------------|--|--|--|---|--|--|---|---|--------------------------|---|---|--|---------------------------------|
|  |  | 3<br>City        | 4<br>State |   |                                     |                       |  | 9<br>Unrealized<br>Valuation<br>Increase/<br>(De-<br>crease) | 10<br>Current<br>Year's<br>(Depre-<br>ciation) or<br>(Amorti-<br>zation)/<br>Accretion | 11<br>Current<br>Year's<br>Other<br>Than<br>Temporary<br>Impair-<br>ment<br>Recog-<br>nized | 12<br>Capital-<br>ized<br>Deferred<br>Interest<br>and<br>Other | 13<br>Total<br>Change in<br>Book/<br>Adjusted<br>Carrying<br>Value<br>(9+10-<br>11+12) | 14<br>Total<br>Foreign<br>Exchange<br>Change in<br>Book/<br>Adjusted<br>Carrying<br>Value |   |                          |   |   |  |                                 |
| 000000-00-0 .....  | RG Haberdasher Solar, LLC .....              | Wilmington ..... | DE.....    | RG Haberdasher Solar, LLC .....                 | 04/15/2021 .....                    | 09/30/2024 .....      | 73,872   |  |  |   |  |  |   | 73,872  | 73,872                   |   |   |  |                                 |
| 000000-00-0 .....  | Advantage Capital Solar Partners IV, LLC ... | Wilmington ..... | DE.....    | Advantage Capital Solar Partners IV, LLC        | 08/26/2021 .....                    | 09/30/2024 .....      | 105,123  |  |  |   |  |  |   | 105,123   | 105,123                  |   |   |  |                                 |
| 000000-00-0 .....  | MG Hoosier Clowns, LLC .....                 | Wilmington ..... | DE.....    | MG Hoosier Clowns, LLC .....                    | 01/28/2022 .....                    | 09/30/2024 .....      | 197,685  |  |  |   |  |  |   | 197,685   | 197,685                  |   |   |  |                                 |
| 000000-00-0 .....  | MG Shad, LLC .....                           | Wilmington ..... | DE.....    | MG Shad, LLC .....                              | 08/31/2022 .....                    | 09/30/2024 .....      | 193,046  |  |  |   |  |  |   | 193,046   | 193,046                  |   |   |  |                                 |
| <b>5899999. Any Other Class of Assets - Unaffiliated</b> |  |                  |            |   |                                     |                       | 3,750,272  |  |  | 3,248,720   |  | (3,248,720)  |   | 3,750,272   | 3,808,438                |   | 58,167  | 58,167                                       |                                 |
| <b>6099999. Total - Unaffiliated</b>                     |  |                  |            |   |                                     |                       | 51,103,527   |  |  | 3,248,720   |  | (3,248,720)  |   | 51,103,527  | 51,177,939               |   | 74,412  | 74,412                                       | (76,657,929)                    |
| <b>6199999. Total - Affiliated</b>                       |  |                  |            |   |                                     |                       | 904,652  |  |  |   |  |  |   | 904,652   | 904,652                  |   |   |  |                                 |
| <b>6299999 - Totals</b>                                  |  |                  |            |   |                                     |                       | 52,008,179   |  |  | 3,248,720   |  | (3,248,720)  |   | 52,008,179  | 52,082,591               |   | 74,412  | 74,412                                       | (76,657,929)                    |

STATEMENT AS OF SEPTEMBER 30, 2024 OF THE GUARDIAN LIFE INSURANCE COMPANY OF AMERICA

**SCHEDULE D - PART 3**

Show All Long-Term Bonds and Stock Acquired During the Current Quarter

| 1  | 2   | 3       | 4             | 5                          | 6                         | 7           | 8          | 9                                       | 10  |
|--|---|---------|---------------|----------------------------|---------------------------|-------------|------------|---|---|
| CUSIP Identification                                       | Description   | Foreign | Date Acquired | Name of Vendor             | Number of Shares of Stock | Actual Cost | Par Value  | Paid for Accrued Interest and Dividends | NAIC Designation, NAIC Designation Modifier and SVO Administrative Symbol |
| 912810-FE-3  | US TREASURY N/B 5 1/2% Due 8/15/2028 FA15 5.500% 08/15/28                     |         | 07/10/2024    | GOLDMAN SACHS              |                           | 472,711     | 450,000    | 9,995                                   | 1.A   |
| <b>0109999999 Subtotal - Bonds - U.S. Governments</b>      |   |         |               |                            |                           | 472,711     | 450,000    | 9,995                                   | XXX   |
| 46514B-RM-1  | STATE OF ISRAEL GOVT NATIONAL 5.750% 03/12/54                                 | D       | 08/05/2024    | ALLIANCE BERNSTEIN         |                           | 2,692,289   | 2,900,000  | 66,561                                  | 1.F FE  |
| 698299-BY-9  | REPUBLIC OF PANAMA GOVT NATIONAL 8.000% 03/01/38                              | D       | 09/16/2024    | ALLIANCE BERNSTEIN         |                           | 4,009,780   | 3,600,000  | 39,913                                  | 2.C FE  |
| 760942-BG-6  | REPUBLICA ORIENT URUGUAY GOVT NATIONAL 5.250% 09/10/60                        | D       | 09/03/2024    | ALLIANCE BERNSTEIN         |                           | 4,090,624   | 4,118,714  |   | 2.B FE  |
| 77586R-AV-2  | ROMANIA GOVT NATIONAL 5.750% 03/24/35   | D       | 09/23/2024    | ALLIANCE BERNSTEIN         |                           | 3,902,613   | 3,930,000  |   | 2.C FE  |
| AF2793-45-9  | REPUBLIC OF KAZAKHSTAN GOVT NATIONAL 6.500% 07/21/45                          | D       | 08/07/2024    | ALLIANCE BERNSTEIN         |                           | 3,033,544   | 2,635,000  | 8,088                                   | 2.C FE  |
| <b>0309999999 Subtotal - Bonds - All Other Governments</b> |   |         |               |                            |                           | 17,728,850  | 17,183,714 | 114,562                                 | XXX   |
| 709225-LM-6  | PENNSYLVANIA ST TURNPIKE COMMI BASIC 5.000% 12/01/39                          |         | 09/12/2024    | Tax Free Exchange          |                           | 923,075     | 920,000    | 12,906                                  | 1.D FE  |
| 709225-LN-4  | PENNSYLVANIA ST TURNPIKE COMMI BASIC 5.000% 12/01/39                          |         | 09/12/2024    | Tax Free Exchange          |                           | 1,083,610   | 1,080,000  | 15,150                                  | 1.D FE  |
| <b>0909999999 Subtotal - Bonds - U.S. Special Revenues</b> |   |         |               |                            |                           | 2,006,685   | 2,000,000  | 28,056                                  | XXX   |
| 00489L-AL-7  | ACRISURE LLC BASIC 7.500% 11/06/30  |         | 07/10/2024    | UBS WARBURG CONVERTIBLES   |                           | 1,010,000   | 1,000,000  | 4,375                                   | 4.B FE  |
| 018522-P@-5  | ALLETE, INC. ALLETE, INC. 6.180% 09/05/34                                     |         | 09/05/2024    | WELLS FARGO SECURITIES LLC |                           | 25,000,000  | 25,000,000 |   | 2.B Z   |
| 023586-F#-2  | U-HAUL HOLDING COMPANY U-HAUL HOLDING COMPANY 5.950% 08/21/34                 |         | 08/21/2024    | BANK OF AMERICA            |                           | 3,000,000   | 3,000,000  |   | 2.B Z   |
| 023586-F#-6  | U-HAUL HOLDING COMPANY U-HAUL HOLDING COMPANY 5.860% 08/21/32                 |         | 08/21/2024    | BANK OF AMERICA            |                           | 7,000,000   | 7,000,000  |   | 2.B Z   |
| 023586-F@-4  | U-HAUL HOLDING COMPANY U-HAUL HOLDING COMPANY 5.910% 08/21/33                 |         | 08/21/2024    | BANK OF AMERICA            |                           | 9,000,000   | 9,000,000  |   | 2.B Z   |
| 023586-G*-5  | U-HAUL HOLDING COMPANY U-HAUL HOLDING COMPANY 6.000% 08/21/35                 |         | 08/21/2024    | BANK OF AMERICA            |                           | 8,000,000   | 8,000,000  |   | 2.B Z   |
| 023945-AA-6  | AMERICAN AIRLINES, INC AMERICAN AIRLINES, INC 7.150% 12/22/29                 |         | 08/15/2024    | DEUTSCHE BANK              |                           | 58,000,000  | 58,000,000 |   | 2.C FE  |
| 03027X-BK-5  | AMERICAN TOWER CORP - CL A BASIC 2.950% 01/15/51                              |         | 09/30/2024    | J.P. MORGAN                |                           | 3,073,995   | 4,500,000  | 28,025                                  | 2.B FE  |
| 031162-CY-4  | AMGEN INC 2.77% Due 09/01/2053 2.770% 09/01/53                                |         | 09/30/2024    | J.P. MORGAN                |                           | 2,948,040   | 4,500,000  | 10,388                                  | 2.A FE  |
| 03464X-AA-7  | Angel Oak Mortgage Trust SERIES 20223 CLASS A1 4.000% 01/25/67                |         | 08/27/2024    | BANK OF AMERICA            |                           | 13,085,595  | 13,487,046 | 40,461                                  | 1.A FE  |
| 03465X-AA-7  | Angel Oak Mortgage Trust SERIES 20241 CLASS A1 5.210% 08/25/68                |         | 07/25/2024    | BANK OF AMERICA            |                           | 11,160,401  | 11,308,830 | 40,916                                  | 1.A FE  |
| 036752-AM-5  | ANTHEM INC BASIC 3.125% 05/15/50  |         | 09/30/2024    | J.P. MORGAN                |                           | 7,153,100   | 10,000,000 | 118,056                                 | 2.A FE  |
| 036752-BA-0  | ANTHEM INC BASIC 5.650% 06/15/54  |         | 09/17/2024    | J.P. MORGAN                |                           | 968,229     | 900,000    | 15,255                                  | 2.A FE  |
| 03740L-AE-2  | AON CORP/AON GLOBAL HOLD BASIC 3.900% 02/28/52                                |         | 09/30/2024    | J.P. MORGAN                |                           | 2,819,495   | 3,500,000  | 12,513                                  | 2.A FE  |
| 03740M-AF-7  | AON NORTH AMERICA INC BASIC 5.750% 03/01/54                                   |         | 08/02/2024    | BANK OF AMERICA            |                           | 1,035,130   | 1,000,000  | 24,597                                  | 2.A FE  |
| 03770D-AA-1  | APOLLO DEBT SOLUTIONS BD BASIC 6.900% 04/13/29                                |         | 09/16/2024    | Various                    |                           | 25,571,354  | 24,844,000 | 683,430                                 | 2.C FE  |
| 04010L-BF-9  | ARES CAPITAL CORP. BASIC 5.875% 03/01/29                                      |         | 08/01/2024    | BARCLAYS                   |                           | 10,061,900  | 10,000,000 | 308,438                                 | 2.B FE  |
| 04010L-BG-7  | ARES CAPITAL CORP. BASIC 5.950% 07/15/29                                      |         | 08/01/2024    | GOLDMAN SACHS              |                           | 10,069,700  | 10,000,000 | 28,097                                  | 2.B FE  |
| 05555L-AB-7  | BGC GROUP INC BASIC 6.600% 06/10/29   |         | 09/30/2024    | Tax Free Exchange          |                           | 19,988,337  | 19,992,000 | 403,172                                 | 2.C FE  |
| 06051G-HG-7  | BANK OF AMERICA CORP BASIC 3.970% 03/05/29                                    |         | 07/31/2024    | WELLS FARGO SECURITIES LLC |                           | 11,618,160  | 12,000,000 | 193,207                                 | 1.E FE  |
| 071813-CV-9  | BAXTER INTERNATIONAL INC BASIC 3.132% 12/01/51                                |         | 09/30/2024    | J.P. MORGAN                |                           | 6,864,600   | 10,000,000 | 104,400                                 | 2.B FE  |
| 07336W-BD-0  | BARCLAYS COMMERCIAL MORTGAGE S SERIES 2024C28 CLASS AS 5.674% 09/15/57        |         | 08/08/2024    | BARCLAYS                   |                           | 9,269,494   | 9,000,000  | 40,908                                  | 1.A FE  |
| 08621@-AB-6  | BERWIND CONSOLIDATED HOLD II BERWIND CONSOLIDATED HOLD II 6.140% 07/25/34     |         | 07/01/2024    | BANK OF AMERICA            |                           | 19,000,000  | 19,000,000 |   | 2.B Z   |
| 103304-BU-4  | BOYD GAMING CORP BASIC 4.750% 12/01/27  |         | 09/11/2024    | Various                    |                           | 2,122,675   | 2,155,000  | 28,536                                  | 3.C FE  |
| 10373Q-BU-3  | BP CAP MARKETS AMERICA BASIC 4.812% 02/13/33                                  |         | 07/31/2024    | WELLS FARGO SECURITIES LLC |                           | 13,356,630  | 13,500,000 | 303,156                                 | 1.E FE  |
| 12189L-BG-5  | BURLINGTN NORTH SANTA FE BASIC 3.300% 09/15/51                                |         | 09/30/2024    | J.P. MORGAN                |                           | 1,143,570   | 1,500,000  | 2,200                                   | 1.D FE  |
| 12542@-NB-5  | CHS INC. CHS INC. 6.050% 07/16/37   |         | 07/16/2024    | RABO SECURITIES            |                           | 2,000,000   | 2,000,000  |   | 2.C Z   |
| 125523-CK-4  | CIGNA CORP BASIC 3.400% 03/15/50  |         | 09/30/2024    | J.P. MORGAN                |                           | 7,023,540   | 9,500,000  | 14,356                                  | 2.A FE  |
| 125523-CQ-1  | CIGNA CORP BASIC 3.400% 03/15/51  |         | 09/30/2024    | J.P. MORGAN                |                           | 2,935,360   | 4,000,000  | 6,044                                   | 2.A FE  |
| 12621E-AM-5  | CNO FINANCIAL GROUP INC BASIC 6.450% 06/15/34                                 |         | 09/05/2024    | MARKET AXESS               |                           | 2,005,659   | 1,900,000  | 38,467                                  | 2.C FE  |
| 172441-BH-9  | CINEMARK USA INC BASIC 7.000% 08/01/32  |         | 07/09/2024    | WELLS FARGO SECURITIES LLC |                           | 2,000,000   | 2,000,000  |   | 4.B FE  |
| 18586*-AG-9  | CLEVELAND BROTHERS HOLDINGS, I CLEVELAND BROTHERS HOLDINGS, I 5.630% 08/15/31 |         | 07/30/2024    | BANK OF AMERICA            |                           | 5,000,000   | 5,000,000  |   | 2.C PL  |
| 18586*-AH-7  | CLEVELAND BROTHERS HOLDINGS, I CLEVELAND BROTHERS HOLDINGS, I 5.810% 08/15/34 |         | 07/30/2024    | BANK OF AMERICA            |                           | 16,000,000  | 16,000,000 |   | 2.C PL  |
| 191098-AP-7  | COCA-COLA CONSOLIDATED BASIC 5.450% 06/01/34                                  |         | 09/05/2024    | HSBC SECURITIES INC.       |                           | 2,009,934   | 1,900,000  | 27,901                                  | 2.A FE  |
| 20030N-DL-2  | COMCAST CORP. BASIC 2.800% 01/15/51   |         | 09/30/2024    | J.P. MORGAN                |                           | 5,694,745   | 8,500,000  | 50,244                                  | 1.G FE  |
| 20030N-DP-3  | COMCAST CORP. BASIC 2.450% 08/15/52   |         | 09/30/2024    | J.P. MORGAN                |                           | 7,067,095   | 11,500,000 | 36,001                                  | 1.G FE  |
| 20030N-DS-7  | COMCAST CORP. BASIC 2.887% 11/01/51   |         | 09/30/2024    | J.P. MORGAN                |                           | 12,507,665  | 18,500,000 | 222,540                                 | 1.G FE  |

E04

STATEMENT AS OF SEPTEMBER 30, 2024 OF THE GUARDIAN LIFE INSURANCE COMPANY OF AMERICA

**SCHEDULE D - PART 3**

Show All Long-Term Bonds and Stock Acquired During the Current Quarter

| 1                    | 2  | 3       | 4             | 5                          | 6                         | 7           | 8          | 9                                       | 10  |
|----------------------|--|---------|---------------|----------------------------|---------------------------|-------------|------------|---|---|
| CUSIP Identification | Description  | Foreign | Date Acquired | Name of Vendor             | Number of Shares of Stock | Actual Cost | Par Value  | Paid for Accrued Interest and Dividends | NAIC Designation, NAIC Designation Modifier and SVO Administrative Symbol |
| 210385-AE-0          | CONSTELLATION EN GEN LLC BASIC 6.500% 10/01/53                                 |         | 07/31/2024    | WELLS FARGO SECURITIES LLC |                           | 3,286,530   | 3,000,000  | 65,000                                  | 2.A FE  |
| 22822V-AU-5          | CROWN CASTLE INTL CORP. BASIC 3.250% 01/15/51                                  |         | 09/30/2024    | J.P. MORGAN                |                           | 1,075,830   | 1,500,000  | 10,292                                  | 2.B FE  |
| 23918K-AW-8          | DAVITA INC BASIC 6.875% 09/01/32   |         | 08/09/2024    | TRUIST                     |                           | 6,000,000   | 6,000,000  |   | 3.C FE  |
| 27616#-AK-1          | EASTERLY GOVERNMENT PROP EASTERLY GOVERNMENT PROPERTIES 6.560% 08/14/33        |         | 08/01/2024    | CITICORP SECURITIES        |                           | 2,000,000   | 2,000,000  |   | 2.B FE  |
| 27965#-AX-0          | EDENS LIMITED PARTNERSHIP EDENS LIMITED PARTNERSHIP 5.760% 08/06/30            |         | 07/23/2024    | BANK OF AMERICA            |                           | 12,000,000  | 12,000,000 |   | 2.B Z   |
| 27965#-AY-8          | EDENS LIMITED PARTNERSHIP EDENS LIMITED PARTNERSHIP 5.820% 08/06/31            |         | 07/23/2024    | BANK OF AMERICA            |                           | 7,000,000   | 7,000,000  |   | 2.B Z   |
| 29364W-BB-3          | ENTERGY LOUISIANA LLC BASIC 4.200% 09/01/48                                    |         | 07/31/2024    | WELLS FARGO SECURITIES LLC |                           | 814,020     | 1,000,000  | 17,500                                  | 1.F FE  |
| 30161M-AG-8          | EXELON GENERATION CO 6 1/4% Due 10/1/2039 A01 6.250% 10/01/39                  |         | 07/31/2024    | WELLS FARGO SECURITIES LLC |                           | 6,932,185   | 6,500,000  | 135,417                                 | 2.A FE  |
| 30161M-AN-3          | EXELON GENERATION CO BASIC 5.600% 06/15/42                                     |         | 07/31/2024    | WELLS FARGO SECURITIES LLC |                           | 986,270     | 1,000,000  | 7,156                                   | 2.A FE  |
| 31428X-CA-2          | FEDEX CORPORATION BASIC 5.250% 05/15/50  |         | 09/05/2024    | J.P. MORGAN                |                           | 993,500     | 1,000,000  | 16,188                                  | 2.B FE  |
| 341081-FQ-5          | FLORIDA POWER & LIGHT BASIC 3.950% 03/01/48                                    |         | 09/30/2024    | J.P. MORGAN                |                           | 864,100     | 1,000,000  | 3,292                                   | 1.D FE  |
| 341081-GE-1          | FLORIDA POWER & LIGHT BASIC 2.875% 12/04/51                                    |         | 09/30/2024    | J.P. MORGAN                |                           | 3,137,580   | 4,500,000  | 42,047                                  | 1.D FE  |
| 341081-GG-6          | FLORIDA POWER & LIGHT BASIC 2.450% 02/03/32                                    |         | 07/31/2024    | WELLS FARGO SECURITIES LLC |                           | 5,543,460   | 6,500,000  | 78,740                                  | 1.D FE  |
| 341081-GK-7          | FLORIDA POWER & LIGHT BASIC 5.050% 04/01/28                                    |         | 07/31/2024    | WELLS FARGO SECURITIES LLC |                           | 10,159,700  | 10,000,000 | 168,333                                 | 1.D FE  |
| 341081-GM-3          | FLORIDA POWER & LIGHT BASIC 5.300% 04/01/53                                    |         | 09/30/2024    | J.P. MORGAN                |                           | 6,842,680   | 6,500,000  |   | 1.E FE  |
| 341081-GN-1          | FLORIDA POWER & LIGHT BASIC 4.400% 05/15/28                                    |         | 07/31/2024    | WELLS FARGO SECURITIES LLC |                           | 6,956,670   | 7,000,000  | 65,022                                  | 1.D FE  |
| 341081-GT-8          | FLORIDA POWER & LIGHT BASIC 5.150% 06/15/29                                    |         | 07/31/2024    | WELLS FARGO SECURITIES LLC |                           | 2,556,775   | 2,500,000  |   | 1.D FE  |
| 341081-GV-3          | FLORIDA POWER & LIGHT BASIC 5.600% 06/15/54                                    |         | 09/30/2024    | J.P. MORGAN                |                           | 9,896,040   | 9,000,000  | 165,200                                 | 1.D FE  |
| 34417V-AA-5          | FOCUS FINANCIAL PARTNERS BASIC 6.750% 09/15/31                                 |         | 09/10/2024    | RBC CAPITAL MARKETS        |                           | 5,000,000   | 5,000,000  |   | 4.B FE  |
| 35906A-BF-4          | FRONTIER COMMUNICATIONS BASIC 5.000% 05/01/28                                  |         | 09/12/2024    | Various                    |                           | 3,854,390   | 3,879,000  | 70,849                                  | 4.B FE  |
| 38016L-AA-3          | GO DADDY OPCO/FINCO BASIC 5.250% 12/01/27                                      |         | 09/11/2024    | Various                    |                           | 9,456,525   | 9,500,000  | 135,115                                 | 3.C FE  |
| 38179R-AA-3          | GOLUB CAPITAL CAP FND BASIC 5.800% 09/12/29                                    |         | 09/10/2024    | Various                    |                           | 14,912,960  | 15,000,000 |   | 2.C FE  |
| 404119-CB-3          | HCA-THE HEALTHCARE CO. BASIC 3.500% 07/15/51                                   |         | 09/30/2024    | J.P. MORGAN                |                           | 5,437,350   | 7,500,000  | 55,417                                  | 2.C FE  |
| 40488*-AA-5          | HPS STRATEGIC INVESTMENT PART STRATEGIC INVEST V SENIOR 9.104% 12/05/32        |         | 09/26/2024    | DIRECT - 1                 |                           | 10,456,039  | 10,456,039 |   | 3.A PL  |
| 40488*-AB-3          | HPS STRATEGIC INVESTMENT PART STRATEGIC INVEST V JUNIOR 10.354% 12/05/32       |         | 09/26/2024    | DIRECT - 1                 |                           | 5,228,020   | 5,228,020  |   | 3.B PL  |
| 40493*-AA-8          | HPS ASSET VALUE FUND III FEEDS HPS AVF III Senior Tranche 8.057% 12/31/31      |         | 08/21/2024    | DIRECT - 1                 |                           | 9,925,895   | 9,925,895  |   | 2.C PL  |
| 40493*-AB-6          | HPS ASSET VALUE FUND III FEEDS HPS AVF III Junior Tranche 9.057% 12/31/31      |         | 08/21/2024    | DIRECT - 1                 |                           | 6,203,684   | 6,203,684  |   | 3.B PL  |
| 40493*-AC-4          | HPS ASSET VALUE FUND III FEEDS HPS AVF III Subordinated Tranc 10.557% 12/31/31 |         | 08/21/2024    | DIRECT - 1                 |                           | 3,722,211   | 3,722,211  |   | 3.C PL  |
| 42256#-AC-5          | HEARTHSTONE UTILITIES HEARTHSTONE UTILITIES 5.990% 09/01/33                    |         | 08/14/2024    | BANK OF AMERICA            |                           | 7,000,000   | 7,000,000  |   | 2.C Z   |
| 42256#-AD-3          | HEARTHSTONE UTILITIES HEARTHSTONE UTILITIES 6.120% 09/01/35                    |         | 08/14/2024    | BANK OF AMERICA            |                           | 3,000,000   | 3,000,000  |   | 2.C Z   |
| 423452-AJ-0          | HELMERICH AND PAYNE BASIC 4.850% 12/01/29                                      |         | 09/10/2024    | GOLDMAN SACHS              |                           | 14,982,450  | 15,000,000 |   | 2.B FE  |
| 432833-AR-2          | HILTON DOMESTIC OPERATIN BASIC 5.875% 03/15/33                                 |         | 09/05/2024    | J.P. MORGAN                |                           | 5,000,000   | 5,000,000  |   | 3.B FE  |
| 432830-AC-4          | HILTON GRAND VAC BOR ESC BASIC 6.625% 01/15/32                                 |         | 08/16/2024    | WELLS FARGO SECURITIES LLC |                           | 599,880     | 600,000    | 3,754                                   | 3.A FE  |
| 432891-AK-5          | HILTON WORLDWIDE FIN LLC BASIC 4.875% 04/01/27                                 |         | 09/11/2024    | Various                    |                           | 4,962,500   | 5,000,000  | 108,604                                 | 3.B FE  |
| 43942#-AC-3          | HOPE GAS HOPE GAS 5.990% 09/01/33  |         | 08/14/2024    | BANK OF AMERICA            |                           | 14,000,000  | 14,000,000 |   | 2.C Z   |
| 45111#-BB-4          | ICONIC ISSUER LLC ICONIC ISSUER LLC 6.464% 05/31/65                            |         | 09/27/2024    | DIRECT - 1                 |                           | 1,095,238   | 1,095,238  |   | 1.F Z   |
| 45866F-BB-9          | INTERCONTINENTALEXCHANGE INC. BASIC 3.625% 09/01/28                            |         | 09/11/2024    | Tax Free Exchange          |                           | 6,822,563   | 7,198,670  | 6,523                                   | 1.G FE  |
| 47587*-AA-0          | JEN HOLDCO 24 LLC JEN HOLDCO 24 LLC 8.007% 03/16/29                            |         | 08/15/2024    | DIRECT - 1                 |                           | 6,322,500   | 6,322,500  |   | 2.B PL  |
| 48250N-AC-9          | KFC HLD/PIZZA HUT/TACO BASIC 4.750% 06/01/27                                   |         | 09/05/2024    | Various                    |                           | 5,936,250   | 6,000,000  | 74,813                                  | 3.B FE  |
| 49177J-AP-7          | KENVUE INC BASIC 5.050% 03/22/53   |         | 09/17/2024    | CITICORP SECURITIES        |                           | 1,045,560   | 1,000,000  | 24,689                                  | 1.F FE  |
| 50245X-AA-5          | LV 2024-SHOW SERIES 2024SHOW CLASS A 5.274% 10/10/29                           |         | 09/27/2024    | GOLDMAN SACHS              |                           | 6,999,998   | 7,000,000  | 17,435                                  | 1.A FE  |
| 50245X-AC-1          | LV 2024-SHOW SERIES 2024SHOW CLASS B 5.826% 10/10/29                           |         | 09/27/2024    | GOLDMAN SACHS              |                           | 3,449,999   | 3,450,000  | 9,491                                   | 1.D Z   |
| 52885A-AA-6          | Lex Commercial Loan Master Tru SERIES 2024BBG CLASS A 4.874% 10/13/37          |         | 09/17/2024    | DEUTSCHE BANK              |                           | 9,749,997   | 9,750,000  | 39,598                                  | 1.A FE  |
| 532457-BY-3          | LILLY (ELI) & CO BASIC 2.250% 05/15/50   |         | 09/30/2024    | J.P. MORGAN                |                           | 3,172,400   | 5,000,000  | 42,500                                  | 1.E FE  |
| 548661-DZ-7          | LOWE'S COMPANIES BASIC 3.000% 10/15/50   |         | 09/30/2024    | J.P. MORGAN                |                           | 18,682,305  | 18,500,000 | 255,917                                 | 2.A FE  |
| 548661-EJ-2          | LOWE'S COMPANIES BASIC 4.250% 04/01/52   |         | 09/30/2024    | J.P. MORGAN                |                           | 10,237,560  | 12,000,000 |   | 2.A FE  |
| 55279H-AW-0          | MANUF & TRADERS TRUST CO BASIC 4.700% 01/27/28                                 |         | 08/02/2024    | MORGAN STANLEY             |                           | 1,977,460   | 2,000,000  | 2,089                                   | 1.G FE  |
| 56633#-AN-3          | THE MARCUS CORPORATION THE MARCUS CORPORATION 6.890% 07/09/31                  |         | 07/01/2024    | BANK OF AMERICA            |                           | 20,000,000  | 20,000,000 |   | 2.C PL  |

E04.1

STATEMENT AS OF SEPTEMBER 30, 2024 OF THE GUARDIAN LIFE INSURANCE COMPANY OF AMERICA

**SCHEDULE D - PART 3**

Show All Long-Term Bonds and Stock Acquired During the Current Quarter

| 1                    | 2   | 3       | 4             | 5                              | 6                         | 7           | 8          | 9                                       | 10  |
|----------------------|---|---------|---------------|--------------------------------|---------------------------|-------------|------------|---|---|
| CUSIP Identification | Description   | Foreign | Date Acquired | Name of Vendor                 | Number of Shares of Stock | Actual Cost | Par Value  | Paid for Accrued Interest and Dividends | NAIC Designation, NAIC Designation Modifier and SVO Administrative Symbol |
| 56633#-AP-8          | THE MARCUS CORPORATION THE MARCUS CORPORATION 7.020% 07/09/34         |         | 07/01/2024    | BANK OF AMERICA                |                           | 5,000,000   | 5,000,000  |   | 2.C Z   |
| 58933Y-BB-0          | MERCK & COMPANY, INC. BASIC 2.450% 06/24/50                           |         | 09/30/2024    | J.P. MORGAN                    |                           | 7,136,470   | 11,000,000 | 72,615                                  | 1.E FE  |
| 58933Y-BF-1          | MERCK & COMPANY, INC. BASIC 2.750% 12/10/51                           |         | 09/30/2024    | J.P. MORGAN                    |                           | 14,967,260  | 22,000,000 | 186,542                                 | 1.E FE  |
| 58933Y-BM-6          | MERCK & COMPANY, INC. BASIC 5.000% 05/17/53                           |         | 09/30/2024    | J.P. MORGAN                    |                           | 3,043,980   | 3,000,000  | 55,833                                  | 1.E FE  |
| 60041#-AA-1          | MILLENNIUM PIPELINE MILLENNIUM PIPELINE 5.600% 09/30/29               |         | 08/09/2024    | BANK OF AMERICA                |                           | 15,000,000  | 15,000,000 |   | 2.C PL  |
| 60041#-AC-7          | MILLENNIUM PIPELINE MILLENNIUM PIPELINE 5.990% 09/30/34               |         | 08/09/2024    | BANK OF AMERICA                |                           | 30,000,000  | 30,000,000 |   | 2.C PL  |
| 665772-CX-5          | NORTHERN STATES POWER CO BASIC 5.100% 05/15/53                        |         | 09/30/2024    | J.P. MORGAN                    |                           | 7,118,510   | 7,000,000  | 134,867                                 | 1.E FE  |
| 66989H-AS-7          | NOVARTIS CAPITAL CORP BASIC 2.750% 08/14/50                           |         | 09/30/2024    | J.P. MORGAN                    |                           | 9,932,440   | 14,000,000 | 50,264                                  | 1.D FE  |
| 66989H-AW-8          | NOVARTIS CAPITAL CORP BASIC 4.700% 09/18/54                           |         | 09/30/2024    | Various                        |                           | 10,861,700  | 11,000,000 | 16,972                                  | 1.D FE  |
| 68233J-CM-4          | ONCOR ELECTRIC DELIVERY BASIC 4.950% 09/15/52                         |         | 09/30/2024    | J.P. MORGAN                    |                           | 981,850     | 1,000,000  | 2,200                                   | 1.F FE  |
| 68233J-CT-9          | ONCOR ELECTRIC DELIVERY BASIC 5.550% 06/15/54                         |         | 09/30/2024    | Various                        |                           | 4,681,722   | 4,400,000  | 62,438                                  | 1.F FE  |
| 68622F-AB-7          | ORGANON & CO/ORGANON FOR BASIC 7.875% 05/15/34                        |         | 08/07/2024    | MARKET AXESS                   |                           | 2,049,100   | 2,000,000  | 35,438                                  | 4.A FE  |
| 69450*-AB-6          | PGA TOUR, INC PGA TOUR, INC 4.430% 05/30/41                           |         | 09/16/2024    | Tax Free Exchange              |                           | 19,823,005  | 22,320,916 | 225,429                                 | 1.F Z   |
| 69450*-AC-4          | PGA TOUR, INC PGA TOUR, INC 4.350% 05/30/41                           |         | 09/16/2024    | Tax Free Exchange              |                           | 8,816,566   | 9,986,450  | 98,505                                  | 1.F Z   |
| 71684#-AA-0          | PETROS CONNECTICUT FUND II PETROS CONNECTICUT FUND II 6.000% 12/15/30 |         | 07/01/2024    | Interest Capitalization        |                           | 166,828     | 166,828    |   | 1.C FE  |
| 737446-AV-6          | POST HOLDINGS INC BASIC 6.375% 03/01/33                               |         | 08/08/2024    | BARCLAYS                       |                           | 3,500,000   | 3,500,000  |   | 4.B FE  |
| 744448-CV-1          | PUBLIC SERVICE CO OF COLO BASIC 1.875% 06/15/31                       |         | 07/31/2024    | WELLS FARGO SECURITIES LLC     |                           | 6,970,510   | 8,500,000  | 20,365                                  | 1.E FE  |
| 744448-CY-5          | PUBLIC SERVICE CO OF COLO BASIC 5.250% 04/01/53                       |         | 09/30/2024    | Various                        |                           | 5,880,030   | 6,000,000  | 52,500                                  | 1.E FE  |
| 744448-DA-6          | PUBLIC SERVICE CO OF COLO BASIC 5.750% 05/15/54                       |         | 09/30/2024    | Various                        |                           | 8,365,640   | 8,000,000  | 178,250                                 | 1.E FE  |
| 75041V-AC-8          | RADIOLOGY PARTNERS INC BASIC 10.250% 02/15/30                         |         | 08/01/2024    | Interest Capitalization        |                           | 303,426     | 303,426    |   | 5.C FE  |
| 75513E-CL-3          | RTX CORPORATION BASIC 2.820% 09/01/51                                 |         | 09/30/2024    | J.P. MORGAN                    |                           | 1,010,445   | 1,500,000  | 3,525                                   | 2.A FE  |
| 75513E-CP-4          | RTX CORPORATION BASIC 3.030% 03/15/52                                 |         | 09/30/2024    | J.P. MORGAN                    |                           | 7,034,400   | 10,000,000 | 13,467                                  | 2.A FE  |
| 78351G-AA-3          | RYAN SPECIALTY BASIC 5.875% 08/01/32                                  |         | 09/05/2024    | J.P. MORGAN                    |                           | 3,500,000   | 3,500,000  |   | 4.A FE  |
| 78396*-AY-4          | STONEBRIAR FINANCE HOLDINGS SCF FUNDING LLC 6.700% 08/27/32           |         | 07/31/2024    | BNP PARIBAS - RS ONLY OR INACT |                           | 15,000,000  | 15,000,000 |   | 2.B Z   |
| 78403D-BD-1          | SBA TOWER TRUST BASIC 4.831% 10/15/29                                 |         | 09/10/2024    | BARCLAYS                       |                           | 10,000,000  | 10,000,000 |   | 1.F FE  |
| 78525C-AA-3          | S&S HOLDINGS LLC BASIC 8.375% 10/01/31                                |         | 09/20/2024    | UBS WARBURG CONVERTIBLES       |                           | 3,000,000   | 3,000,000  |   | 4.B FE  |
| 829932-AC-6          | SIXTH STREET LENDING PAR BASIC 5.750% 01/15/30                        |         | 09/10/2024    | BANK OF AMERICA                |                           | 14,987,950  | 15,000,000 |   | 2.C FE  |
| 85573J-AC-0          | Starwood Mortgage Residential SERIES 20213 CLASS A3 1.518% 06/25/56   |         | 08/26/2024    | BANK OF AMERICA                |                           | 5,702,415   | 6,559,212  | 7,191                                   | 1.A   |
| 86156*-AC-5          | STOLTHAVEN HOUSTON INC. STOLTHAVEN HOUSTON INC. 5.980% 07/17/34       |         | 07/17/2024    | CITICORP SECURITIES            |                           | 12,000,000  | 12,000,000 |   | 2.B PL  |
| 864300-AG-3          | SUBWAY FUNDING LLC SERIES 20243A CLASS A21 5.246% 07/30/54            |         | 09/06/2024    | BARCLAYS                       |                           | 21,500,000  | 21,500,000 |   | 2.B FE  |
| 87165B-AV-5          | SYNCHRONY FINANCIAL BASIC 5.935% 08/02/30                             |         | 08/02/2024    | MORGAN STANLEY                 |                           | 15,181,300  | 15,000,000 | 2,473                                   | 2.C FE  |
| 87264A-CT-0          | T-MOBILE USA INC BASIC 3.400% 10/15/52                                |         | 09/30/2024    | J.P. MORGAN                    |                           | 15,122,235  | 20,500,000 | 321,394                                 | 2.B FE  |
| 876030-AE-7          | TAPESTRY INC BASIC 7.700% 11/27/30                                    |         | 07/31/2024    | WELLS FARGO SECURITIES LLC     |                           | 12,680,040  | 12,000,000 | 164,267                                 | 2.B FE  |
| 876030-AF-4          | TAPESTRY INC BASIC 7.850% 11/27/33                                    |         | 07/31/2024    | WELLS FARGO SECURITIES LLC     |                           | 12,798,600  | 12,000,000 | 167,467                                 | 2.B FE  |
| 87612E-BN-5          | TARGET CORP BASIC 2.950% 01/15/52                                     |         | 09/30/2024    | J.P. MORGAN                    |                           | 9,991,380   | 14,000,000 | 87,189                                  | 1.F FE  |
| 88039G-DB-3          | TENET HEALTHCARE CORP BASIC 5.125% 11/01/27                           |         | 09/05/2024    | Various                        |                           | 4,968,760   | 5,000,000  | 87,552                                  | 3.C FE  |
| 88732J-AJ-7          | TIME WARNER CABLE INC 6.55% Due 5/1/2037 MN1 6.550% 05/01/37          |         | 07/31/2024    | WELLS FARGO SECURITIES LLC     |                           | 2,444,650   | 2,500,000  | 40,938                                  | 2.C FE  |
| 88732J-AN-8          | TIME WARNER CABLE INC 7.3% Due 7/1/2038 J1 7.300% 07/01/38            |         | 07/31/2024    | WELLS FARGO SECURITIES LLC     |                           | 7,279,160   | 7,000,000  | 42,583                                  | 2.C FE  |
| 88732J-AY-4          | TIME WARNER CABLE INC 5 7/8% Due 11/15/2040 MN15 5.875% 11/15/40      |         | 07/31/2024    | WELLS FARGO SECURITIES LLC     |                           | 7,168,240   | 8,000,000  | 99,222                                  | 2.C FE  |
| 88732J-BB-3          | TIME WARNER CABLE INC BASIC 5.500% 09/01/41                           |         | 07/31/2024    | WELLS FARGO SECURITIES LLC     |                           | 3,001,215   | 3,500,000  | 80,208                                  | 2.C FE  |
| 89788M-AK-8          | TRUIST FINANCIAL CORP BASIC 6.123% 10/28/33                           |         | 07/31/2024    | WELLS FARGO SECURITIES LLC     |                           | 6,795,035   | 6,500,000  | 102,815                                 | 2.A FE  |
| 89788M-AM-4          | TRUIST FINANCIAL CORP BASIC 5.122% 01/26/34                           |         | 07/31/2024    | WELLS FARGO SECURITIES LLC     |                           | 6,858,110   | 7,000,000  | 4,980                                   | 1.G FE  |
| 89788M-AQ-5          | TRUIST FINANCIAL CORP BASIC 7.161% 10/30/29                           |         | 07/31/2024    | WELLS FARGO SECURITIES LLC     |                           | 10,213,070  | 9,500,000  | 171,963                                 | 1.G FE  |
| 90140B-AA-5          | MESIROW OPAL TI TRUST MESIROW OPAL TI TRUST 8.157% 01/10/30           |         | 09/10/2024    | Interest Capitalization        |                           | 392,037     | 392,037    |   | 1.F PL  |
| 911312-CE-4          | UNITED PARCEL SERVICE CL B BASIC 5.500% 05/22/54                      |         | 08/02/2024    | WELLS FARGO SECURITIES LLC     |                           | 2,589,700   | 2,500,000  | 27,882                                  | 1.F FE  |
| 91324P-DZ-2          | UNITED HEALTHCARE BASIC 2.900% 05/15/50                               |         | 09/30/2024    | J.P. MORGAN                    |                           | 3,174,795   | 4,500,000  | 49,300                                  | 1.F FE  |
| 91324P-EF-5          | UNITED HEALTHCARE BASIC 3.250% 05/15/51                               |         | 09/30/2024    | J.P. MORGAN                    |                           | 7,088,045   | 9,500,000  | 116,639                                 | 1.F FE  |
| 91324P-FC-1          | UNITED HEALTHCARE BASIC 5.375% 04/15/54                               |         | 09/30/2024    | J.P. MORGAN                    |                           | 1,044,980   | 1,000,000  | 28,368                                  | 1.F FE  |

STATEMENT AS OF SEPTEMBER 30, 2024 OF THE GUARDIAN LIFE INSURANCE COMPANY OF AMERICA

**SCHEDULE D - PART 3**

Show All Long-Term Bonds and Stock Acquired During the Current Quarter

| 1                    | 2  | 3       | 4             | 5                               | 6                         | 7           | 8          | 9                                       | 10  |
|----------------------|--|---------|---------------|---------------------------------|---------------------------|-------------|------------|---|---|
| CUSIP Identification | Description  | Foreign | Date Acquired | Name of Vendor                  | Number of Shares of Stock | Actual Cost | Par Value  | Paid for Accrued Interest and Dividends | NAIC Designation, NAIC Designation Modifier and SVO Administrative Symbol |
| 91324P-FL-1          | UNITED HEALTHCARE BASIC 5.625% 07/15/54                            |         | 09/05/2024    | BANK OF AMERICA                 |                           | 1,075,750   | 1,000,000  | 6,406                                   | 1.F FE  |
| 92212K-AG-1          | Vantage Data Centers LLC SERIES 20241A CLASS A2 5.100% 09/15/54    |         | 09/27/2024    | DEUTSCHE BANK                   |                           | 8,400,000   | 8,400,000  |   | 1.G FE  |
| 931142-EV-1          | WAL-MART STORES BASIC 2.650% 09/22/51                              |         | 09/30/2024    | J.P. MORGAN                     |                           | 6,931,600   | 10,000,000 | 6,625                                   | 1.C FE  |
| 931142-EZ-2          | WAL-MART STORES BASIC 4.500% 09/09/52                              |         | 09/30/2024    | J.P. MORGAN                     |                           | 2,925,810   | 3,000,000  | 8,250                                   | 1.C FE  |
| 931142-FE-8          | WAL-MART STORES BASIC 4.500% 04/15/53                              |         | 09/30/2024    | J.P. MORGAN                     |                           | 15,072,355  | 15,500,000 | 321,625                                 | 1.C FE  |
| 94106B-AD-3          | WASTE CONNECTIONS INC 2.95 Due 1/15/2052 2.950% 01/15/52           |         | 09/30/2024    | J.P. MORGAN                     |                           | 6,913,100   | 10,000,000 | 62,278                                  | 2.A FE  |
| 95000U-2J-6          | WELLS FARGO & COMPANY BASIC 3.350% 03/02/33                        |         | 07/31/2024    | WELLS FARGO SECURITIES LLC      |                           | 12,387,340  | 14,000,000 | 194,114                                 | 2.A FE  |
| 95000U-3A-9          | WELLS FARGO & COMPANY BASIC 4.808% 07/25/28                        |         | 07/31/2024    | WELLS FARGO SECURITIES LLC      |                           | 12,445,000  | 12,500,000 | 10,017                                  | 2.A FE  |
| 983133-AD-1          | WYNN RESORTS FINANCE LLC BASIC 6.250% 03/15/33                     |         | 09/10/2024    | DEUTSCHE BANK                   |                           | 500,000     | 500,000    |   | 3.C FE  |
| 98389B-BA-7          | XCEL ENERGY INC. BASIC 5.450% 08/15/33                             |         | 07/31/2024    | WELLS FARGO SECURITIES LLC      |                           | 3,033,600   | 3,000,000  | 75,392                                  | 2.A FE  |
| 98389B-BB-5          | XCEL ENERGY INC. BASIC 5.500% 03/15/34                             |         | 07/31/2024    | WELLS FARGO SECURITIES LLC      |                           | 7,070,910   | 7,000,000  | 162,556                                 | 2.A FE  |
| 64217F-AA-8          | HPS SLF VI FEEDER, L.P. HPS SLF VI FEEDER, L.P. 9.057% 03/31/33    |         | 07/15/2024    | DIRECT - 1                      |                           | 35,000,000  | 35,000,000 |   | 1.F PL  |
| C5864@-AN-9          | MULLEN GROUP LTD MULLEN GROUP LTD 5.930% 07/10/34                  |         | 07/10/2024    | J.P. MORGAN                     |                           | 20,559,504  | 20,559,504 |   | 2.C PL  |
| 00131L-AR-6          | AIA GROUP LTD BASIC 4.950% 03/30/35                                | D.      | 09/23/2024    | ALLIANCE BERNSTEIN              |                           | 1,165,741   | 1,170,000  |   | 1.G FE  |
| 00723L-2C-2          | ADNOC MURBAN RSC LTD BASIC 5.125% 09/11/54                         | D.      | 09/05/2024    | ALLIANCE BERNSTEIN              |                           | 1,147,759   | 1,165,000  |   | 1.C FE  |
| 01609H-AX-0          | ALIBABA GROUP HOLDING BASIC 2.125% 02/09/31                        | D.      | 09/13/2024    | ALLIANCE BERNSTEIN              |                           | 785,799     | 900,000    | 1,966                                   | 1.E FE  |
| 02364W-AP-0          | AMERICAN MOVIL SA DE CV 6 1/8% Due 11/15/2037 MN15 6.125% 11/15/37 | D.      | 08/14/2024    | ALLIANCE BERNSTEIN              |                           | 3,078,074   | 2,810,000  | 43,028                                  | 2.A FE  |
| 03328W-BE-7          | ANHC 2016-9A SERIES 20169A CLASS AR3 7.636% 07/15/37               | D.      | 07/12/2024    | WELLS FARGO SECURITIES LLC      |                           | 40,000,000  | 40,000,000 |   | 1.A FE  |
| 03328W-BJ-6          | ANHC 2016-9A SERIES 20169A CLASS CR3 7.636% 07/15/37               | D.      | 07/12/2024    | WELLS FARGO SECURITIES LLC      |                           | 9,850,000   | 9,850,000  |   | 1.F FE  |
| 034863-BE-9          | ANGLO AMERICAN CAPITAL BASIC 5.750% 04/05/34                       | D.      | 09/05/2024    | ALLIANCE BERNSTEIN              |                           | 1,177,788   | 1,130,000  | 27,253                                  | 2.B FE  |
| 03512T-AF-8          | ANGLOGOLD HOLDINGS PLC BASIC 3.375% 11/01/28                       | D.      | 07/16/2024    | ALLIANCE BERNSTEIN              |                           | 411,885     | 452,000    | 3,221                                   | 2.C FE  |
| 036011-AS-3          | ANNSA 2016-2A SERIES 20162A CLASS BRR 6.783% 07/20/31              | D.      | 07/12/2024    | BARCLAYS                        |                           | 15,000,000  | 15,000,000 |   | 1.A FE  |
| 05593P-AA-4          | BG BETA I LTD BG BETA I LTD 6.280% 07/01/54                        | C.      | 07/01/2024    | CITICORP SECURITIES             |                           | 35,000,000  | 35,000,000 |   | 1.F PL  |
| 05964H-BB-0          | BANCO SANTANDER CHILE BASIC 5.538% 03/14/30                        | D.      | 07/31/2024    | WELLS FARGO SECURITIES LLC      |                           | 12,631,875  | 12,500,000 | 263,440                                 | 1.G FE  |
| 05964H-BF-1          | BANCO SANTANDER CHILE BASIC 5.365% 07/15/28                        | D.      | 07/31/2024    | WELLS FARGO SECURITIES LLC      |                           | 7,055,440   | 7,000,000  | 16,691                                  | 1.F FE  |
| 05974E-AA-8          | FIEMEX ENERGIA - BANC AC BASIC 7.250% 01/31/41                     | D.      | 09/10/2024    | ALLIANCE BERNSTEIN              |                           | 857,000     | 857,000    |   | 2.C FE  |
| 06000B-AC-6          | BANGKOK BANK PCL/HK BASIC 5.650% 07/05/34                          | D.      | 07/02/2024    | ALLIANCE BERNSTEIN              |                           | 1,492,050   | 1,500,000  |   | 2.A FE  |
| 06738E-CE-3          | BARCLAYS PLC BASIC 7.437% 11/02/33                                 | D.      | 07/31/2024    | WELLS FARGO SECURITIES LLC      |                           | 10,148,670  | 9,000,000  | 165,473                                 | 2.A FE  |
| 07135L-AN-6          | BATTALION CLO LTD SERIES 202223A CLASS BR 7.086% 10/15/37          | D.      | 08/15/2024    | BANK OF AMERICA                 |                           | 12,000,000  | 12,000,000 |   | 1.C FE  |
| 07336U-AC-7          | BBVA BANCOMER SA TEXAS BASIC 5.250% 09/10/29                       | D.      | 09/03/2024    | ALLIANCE BERNSTEIN              |                           | 779,204     | 781,000    |   | 2.B FE  |
| 090976-AL-5          | Birch Grove CLO Ltd. SERIES 20235A CLASS AIR 6.693% 10/20/37       | D.      | 09/16/2024    | J.P. MORGAN                     |                           | 30,000,000  | 30,000,000 | 387,304                                 | 1.A FE  |
| 090976-AQ-4          | Birch Grove CLO Ltd. SERIES 20235A CLASS CR 7.333% 10/20/37        | D.      | 09/16/2024    | J.P. MORGAN                     |                           | 12,000,000  | 12,000,000 | 168,584                                 | 1.E FE  |
| 090976-AW-1          | Birch Grove CLO Ltd. SERIES 20235A CLASS BR 7.083% 10/20/37        | D.      | 09/16/2024    | J.P. MORGAN                     |                           | 5,000,000   | 5,000,000  | 71,021                                  | 1.B FE  |
| 15033E-AQ-1          | Cedar Funding Ltd SERIES 20189A CLASS BR 7.133% 07/20/37           | D.      | 07/15/2024    | CITICORP SECURITIES             |                           | 13,000,000  | 13,000,000 |   | 1.C FE  |
| 251526-CD-9          | DEUTSCHE BANK NY BASIC 3.547% 09/18/31                             | D.      | 07/31/2024    | WELLS FARGO SECURITIES LLC      |                           | 7,198,480   | 8,000,000  | 104,834                                 | 2.A FE  |
| 251526-CK-3          | DEUTSCHE BANK NY BASIC 3.035% 05/28/32                             | D.      | 07/31/2024    | WELLS FARGO SECURITIES LLC      |                           | 3,012,205   | 3,500,000  | 18,589                                  | 2.A FE  |
| 29245J-AP-7          | EMPRESA NACIONAL DEL PET BASIC 5.950% 07/30/34                     | D.      | 07/24/2024    | ALLIANCE BERNSTEIN              |                           | 990,156     | 1,005,000  |   | 2.C FE  |
| 29359U-AC-3          | ENSTAR GROUP LTD BASIC 3.100% 09/01/31                             | D.      | 08/07/2024    | MARKET AXESS                    |                           | 1,963,402   | 2,350,000  | 31,771                                  | 2.B FE  |
| 370910-AG-6          | Generate CLO Ltd. SERIES 2A CLASS CR2 7.583% 10/22/37              | D.      | 08/06/2024    | CITICORP SECURITIES             |                           | 10,000,000  | 10,000,000 |   | 1.F FE  |
| 37148B-AG-5          | Generate CLO Ltd. SERIES 4A CLASS CR 7.483% 07/20/37               | D.      | 07/02/2024    | GOLDMAN SACHS                   |                           | 6,000,000   | 6,000,000  |   | 1.F FE  |
| 37149H-AN-6          | Generate CLO Ltd. SERIES 202311A CLASS BR 7.083% 10/20/37          | D.      | 09/06/2024    | J.P. MORGAN                     |                           | 12,500,000  | 12,500,000 |   | 1.C FE  |
| 37149H-AQ-9          | Generate CLO Ltd. SERIES 202311A CLASS CR 7.383% 10/20/37          | D.      | 09/06/2024    | J.P. MORGAN                     |                           | 8,000,000   | 8,000,000  |   | 1.F FE  |
| 39541E-AD-5          | GREENSAIF PIPELINES BDC BASIC 5.852% 02/23/36                      | D.      | 07/17/2024    | ALLIANCE BERNSTEIN              |                           | 1,140,000   | 1,140,000  |   | 1.E FE  |
| 40049J-BB-2          | GRUPO TELEVISIVA SA - SPONS GDR BASIC 4.625% 01/30/26              | D.      | 09/23/2024    | ALLIANCE BERNSTEIN              |                           | 1,274,093   | 1,291,000  | 8,261                                   | 2.B FE  |
| 40638U-AS-8          | HalseyPoint CLO 3, Ltd. SERIES 20203A CLASS AIR 6.728% 07/30/37    | D.      | 08/23/2024    | CITICORP SECURITIES             |                           | 40,000,000  | 40,000,000 |   | 1.A FE  |
| 55609N-AE-8          | MACQUARIE AIRFINANCE HLD BASIC 5.150% 03/17/30                     | D.      | 09/11/2024    | J.P. MORGAN                     |                           | 10,002,850  | 10,000,000 |   | 3.A FE  |
| 55819T-BC-4          | Madison Park Funding Ltd SERIES 201620A CLASS B1RR 7.005% 10/27/37 | D.      | 09/19/2024    | CIBC WORLD MARKETS              |                           | 15,000,000  | 15,000,000 |   | 1.C FE  |
| 58533E-AE-3          | MEITUAN BASIC 4.500% 04/02/28                                      | D.      | 09/24/2024    | ALLIANCE BERNSTEIN              |                           | 1,564,270   | 1,570,000  |   | 2.B FE  |
| 636274-AE-2          | NATIONAL GRID PLC BASIC 5.809% 06/12/33                            | D.      | 07/31/2024    | WELLS FARGO SECURITIES LLC      |                           | 10,289,700  | 10,000,000 | 79,067                                  | 2.B FE  |
| 65345Y-AA-0          | NIAGARA ENERGY SAC BASIC 5.746% 10/03/34                           | D.      | 09/26/2024    | ALLIANCE BERNSTEIN              |                           | 1,587,000   | 1,587,000  |   | 2.C FE  |
| 67113G-AW-7          | Oak Hill Credit Partners SERIES 20205A CLASS B1R 6.982% 10/18/37   | D.      | 09/30/2024    | CITICORP SECURITIES             |                           | 7,500,000   | 7,500,000  |   | 1.C FE  |
| 67576P-BC-0          | OCTAGON INVESTMENT PTMRS SERIES 20193A CLASS BRR 7.086% 07/15/37   | D.      | 07/17/2024    | NOMURA SECURITIES INTERNATIONAL |                           | 1,500,000   | 1,500,000  | 5,677                                   | 1.C FE  |
| 67576P-BE-6          | OCTAGON INVESTMENT PTMRS SERIES 20193A CLASS CR 7.386% 07/15/37    | D.      | 07/17/2024    | NOMURA SECURITIES INTERNATIONAL |                           | 15,000,000  | 15,000,000 | 43,465                                  | 1.F FE  |
| 67576P-BG-1          | OCTAGON INVESTMENT PTMRS SERIES 20193A CLASS D1RR 8.486% 07/15/37  | D.      | 07/17/2024    | NOMURA SECURITIES INTERNATIONAL |                           | 10,000,000  | 10,000,000 | 37,817                                  | 2.C FE  |

E04.3



STATEMENT AS OF SEPTEMBER 30, 2024 OF THE GUARDIAN LIFE INSURANCE COMPANY OF AMERICA

**SCHEDULE D - PART 3**

Show All Long-Term Bonds and Stock Acquired During the Current Quarter

| 1                    | 2  | 3       | 4             | 5                          | 6                         | 7             | 8             | 9                                       | 10  |
|----------------------|--|---------|---------------|----------------------------|---------------------------|---------------|---------------|---|---|
| CUSIP Identification | Description  | Foreign | Date Acquired | Name of Vendor             | Number of Shares of Stock | Actual Cost   | Par Value     | Paid for Accrued Interest and Dividends | NAIC Designation, NAIC Designation Modifier and SVO Administrative Symbol |
| 70018C-AU-0          | Park Blue CLO Ltd SERIES 20222A CLASS CR 7.433% 07/20/37           | D       | 07/12/2024    | MORGAN STANLEY             |                           | 9,000,000     | 9,000,000     |   | 1.E FE  |
| 73742D-AQ-4          | Post CLO LTD SERIES 20181A CLASS BR 7.079% 10/16/37                | D       | 08/28/2024    | J.P. MORGAN                |                           | 7,200,000     | 7,200,000     |   | 1.C FE  |
| 73742D-AS-0          | Post CLO LTD SERIES 20181A CLASS CR 7.429% 10/16/37                | D       | 08/28/2024    | J.P. MORGAN                |                           | 5,600,000     | 5,600,000     |   | 1.F FE  |
| 74390T-AA-7          | PT SORIK MAR GEO POW BASIC 7.750% 08/05/31                         | D       | 07/30/2024    | ALLIANCE BERNSTEIN         |                           | 760,550       | 760,000       |   | 3.A FE  |
| 80414L-20-7          | SAUDI ARABIAN OIL CO BASIC 5.875% 07/17/64                         | D       | 07/10/2024    | ALLIANCE BERNSTEIN         |                           | 2,852,035     | 2,921,000     |   | 1.E FE  |
| 822582-AD-4          | SHELL INTERNATIONAL FIN 6 3/8% Due 12/15/2038 JD15 6.375% 12/15/38 | D       | 07/31/2024    | WELLS FARGO SECURITIES LLC |                           | 10,176,030    | 9,000,000     | 73,313                                  | 1.D FE  |
| 822582-AN-2          | SHELL INTERNATIONAL FIN 5 1/2% Due 3/25/2040 MS25 5.500% 03/25/40  | D       | 07/31/2024    | WELLS FARGO SECURITIES LLC |                           | 1,032,650     | 1,000,000     | 19,250                                  | 1.D FE  |
| 822582-AY-8          | SHELL INTERNATIONAL FIN 4.55% Due 8/12/2043 FA12 4.550% 08/12/43   | D       | 07/31/2024    | WELLS FARGO SECURITIES LLC |                           | 3,207,330     | 3,500,000     | 74,759                                  | 1.D FE  |
| 822582-BF-8          | SHELL INTERNATIONAL FIN 4 3/8% Due 5/11/2045 MN11 4.375% 05/11/45  | D       | 07/31/2024    | WELLS FARGO SECURITIES LLC |                           | 2,203,200     | 2,500,000     | 24,306                                  | 1.D FE  |
| 822582-CB-6          | SHELL INTERNATIONAL FIN BASIC 3.875% 11/13/28                      | D       | 07/31/2024    | WELLS FARGO SECURITIES LLC |                           | 3,904,120     | 4,000,000     | 33,583                                  | 1.D FE  |
| 82671E-AE-5          | Signal Peak CLO, LLC SERIES 20191A CLASS BR 7.083% 10/20/37        | D       | 09/13/2024    | J.P. MORGAN                |                           | 11,000,000    | 11,000,000    |   | 1.C FE  |
| 83012B-AE-7          | Sixth Street CLO LTD, SERIES 202015A CLASS BR 7.005% 10/24/37      | D       | 09/27/2024    | BARCLAYS                   |                           | 22,350,000    | 22,350,000    |   | 1.C FE  |
| 833636-AP-8          | SOCIEDAD QUIMICA Y MINER BASIC 5.500% 09/10/34                     | D       | 09/05/2024    | ALLIANCE BERNSTEIN         |                           | 774,914       | 780,000       |   | 2.A FE  |
| 88032X-BA-1          | TENCENT HOLDINGS LTD BASIC 2.880% 04/22/31                         | D       | 09/13/2024    | ALLIANCE BERNSTEIN         |                           | 860,000       | 860,000       | 9,907                                   | 1.E FE  |
| 88167A-AE-1          | TEVA PHARMACEUTICALS NE 3.150% 10/01/26                            | D       | 09/04/2024    | UBS WARBURG CONVERTIBLES   |                           | 9,562,500     | 10,000,000    | 134,750                                 | 3.B FE  |
| 92676X-AG-2          | VIKING CRUISES LTD BASIC 9.125% 07/15/31                           | D       | 07/10/2024    | UBS WARBURG CONVERTIBLES   |                           | 1,088,750     | 1,000,000     | 44,611                                  | 4.C FE  |
| 92863U-AC-0          | VOLCAN CIA MINERA SAA-OM BASIC 8.750% 01/24/30                     | D       | 09/10/2024    | Tax Free Exchange          |                           | 337,017       | 345,000       |   | 5.A FE  |
| 948596-AE-1          | WEIBO CORP BASIC 3.375% 07/08/30                                   | D       | 09/24/2024    | ALLIANCE BERNSTEIN         |                           | 1,556,238     | 1,720,000     | 9,732                                   | 2.B FE  |
| 98105T-AA-2          | WOORI BANK BASIC 6.375% Perpet                                     | D       | 07/17/2024    | ALLIANCE BERNSTEIN         |                           | 899,000       | 899,000       |   | 2.C FE  |
| 000000-00-0          | MINEJESA CAPITAL BV BASIC 4.625% 08/10/30                          | D       | 08/23/2024    | ALLIANCE BERNSTEIN         |                           | 2,132,101     | 2,470,000     | 21,847                                  | 2.C FE  |
| AF3278-51-6          | ORBIA ADVANCE CORP SAB BASIC 4.000% 10/04/27                       | D       | 09/11/2024    | ALLIANCE BERNSTEIN         |                           | 228,705       | 237,000       | 4,161                                   | 2.C FE  |
| AW9637-07-4          | LLPL CAPITAL PTE LTD BASIC 6.875% 02/04/39                         | D       | 09/11/2024    | ALLIANCE BERNSTEIN         |                           | 1,925,655     | 1,889,750     | 13,714                                  | 2.C FE  |
| BM4694-25-3          | ENA MASTER TRUST BASIC 4.000% 05/19/48                             | D       | 08/16/2024    | ALLIANCE BERNSTEIN         |                           | 330,124       | 453,000       |   | 2.C FE  |
| 000000-00-0          | ALPEK SA DE CV BASIC 3.250% 02/25/31                               | D       | 09/24/2024    | ALLIANCE BERNSTEIN         |                           | 1,189,250     | 1,340,000     | 3,629                                   | 2.C FE  |
| BP4387-48-9          | ORBIA ADVANCE CORP SAB BASIC 1.875% 05/11/26                       | D       | 09/16/2024    | ALLIANCE BERNSTEIN         |                           | 614,446       | 650,000       | 4,194                                   | 2.C FE  |
| BR4328-96-8          | SOCIEDAD QUIMICA Y MINER BASIC 3.500% 09/10/51                     | D       | 07/12/2024    | ALLIANCE BERNSTEIN         |                           | 611,100       | 900,000       | 10,938                                  | 2.A FE  |
| BS4744-55-0          | GREAT WALL INTL V BASIC 2.875% 11/23/26                            | D       | 09/13/2024    | ALLIANCE BERNSTEIN         |                           | 1,556,360     | 1,640,000     | 14,931                                  | 2.B FE  |
| F6101F-AF-2          | M FINANCE M FINANCE 5.040% 05/07/34                                | B       | 07/03/2024    | CREDIT AGRICOLE SECURITIES |                           | 32,697,000    | 32,697,000    |   | 2.C Z   |
| F85688-AJ-8          | SONEPAR SONEPAR 5.730% 07/24/34                                    | D       | 07/02/2024    | DIRECT - 1                 |                           | 30,000,000    | 30,000,000    |   | 1.G Z   |
| G2530F-AA-2          | HPS CSL II Fund Prvt HPS CSL II Fund Prvt Senior 7.604% 12/02/33   | C       | 07/30/2024    | DIRECT - 1                 |                           | 32,999,870    | 32,999,870    |   | 2.B PL  |
| G2530F-AB-0          | HPS CSL II Fund Prvt HPS CSL II Fund Prvt Junior 9.104% 12/02/33   | C       | 07/30/2024    | DIRECT - 1                 |                           | 16,499,935    | 16,499,935    |   | 2.C PL  |
| TN0716-24-0          | LAURENT PERRIER S.A. LAURENT PERRIER S.A. 4.500% 07/16/34          | B       | 07/16/2024    | CANEYAN FINANCE            |                           | 10,899,000    | 10,899,000    |   | 2.B Z   |
| ZL5139-29-6          | CEMEX SAB DE CV BASIC 9.125% Perpet                                | D       | 09/11/2024    | ALLIANCE BERNSTEIN         |                           | 781,200       | 720,000       | 16,060                                  | 3.B FE  |
| ZM3846-00-7          | BANK LEUMI LE-ISRAEL BASIC 7.129% 07/18/33                         | D       | 07/01/2024    | ALLIANCE BERNSTEIN         |                           | 342,225       | 351,000       | 11,608                                  | 2.C FE  |
| 1109999999           | Subtotal - Bonds - Industrial and Miscellaneous (Unaffiliated)     |         |               |                            |                           | 1,770,483,369 | 1,854,646,061 | 10,093,596                              | XXX   |
| LX1731-82-2          | BROOKFIELD RETAIL HOLDINGS BROOKFIELD RETAIL TLB S+250 08/24/25    |         | 07/16/2024    | WELLS FARGO SECURITIES LLC |                           | 2,986,012     | 2,993,512     |   | 4.A FE  |
| LX1852-97-4          | CABLE & WIRELESS SABLE INT'L-CABLE TLB5 S+225 01/31/28             |         | 09/05/2024    | Various                    |                           | 7,925,000     | 8,000,000     |   | 3.C FE  |
| LX1912-32-3          | CONSTELLATION RENEVABLES CONSTELLATION RENEWA TLB S+225 12/15/27   |         | 07/18/2024    | JEFFERIES & COMPANY INC.   |                           | 1,931,602     | 1,931,602     |   | 3.C FE  |
| LX1914-15-4          | ASURION LLC ASURION TLB-8 +325 12/23/26                            |         | 08/23/2024    | BANK OF AMERICA            |                           | 997,500       | 1,000,000     |   | 4.A FE  |
| LX1923-65-0          | PETSMART PETSMART TLB S+375 02/11/28                               |         | 08/08/2024    | J.P. MORGAN                |                           | 1,990,000     | 2,000,000     |   | 4.A FE  |
| LX1926-58-8          | AMMINS AMMINS GROUP INC TLB S+225 02/19/28                         |         | 09/11/2024    | GOLDMAN SACHS              |                           | 2,000,000     | 2,000,000     |   | 4.A FE  |
| LX2023-03-9          | EMBECTA CORP EMBECTA CORP TLB S+300 03/30/29                       |         | 07/11/2024    | MORGAN STANLEY             |                           | 824,760       | 872,762       |   | 4.A FE  |
| LX2034-23-4          | HOUGHTON MIFFLIN HARCOURT HOUGHTON MIFFLIN TLB S+525 04/01/29      |         | 07/15/2024    | BANK OF AMERICA            |                           | 2,147,178     | 2,249,365     |   | 4.C FE  |
| LX2095-55-7          | NIELSEN HOLDINGS NIELSEN HDG - NEPTUN TLB S+500 04/11/29           |         | 08/01/2024    | BANK OF AMERICA            |                           | 962,475       | 962,475       |   | 4.B FE  |
| LX2110-38-0          | SEDGWICK SEDGWICK TLB S+300 06/27/31                               |         | 08/01/2024    | BANK OF AMERICA            |                           | 4,419,832     | 4,430,909     |   | 4.B FE  |
| LX2139-01-7          | CALPINE CORP CALPINE CONSTR TLB 1L S+200 07/20/30                  |         | 09/06/2024    | CITICORP SECURITIES        |                           | 5,357,692     | 5,384,615     |   | 3.B FE  |
| LX2207-37-6          | AVIS BUDGET CAR RENTAL LLC AVIS BUDGET CAR TLC S+300 03/16/29      |         | 07/15/2024    | J.P. MORGAN                |                           | 2,005,000     | 2,005,000     |   | 3.A FE  |
| LX2261-53-0          | CORE & MAIN CORE & MAIN TLB S+225 02/05/31                         |         | 09/05/2024    | BANK OF AMERICA            |                           | 1,745,614     | 1,745,614     |   | 3.C FE  |
| LX2268-57-6          | ASSUREDPARTNERS INC ASSUREDPARTNERS TLB5 S+350 02/14/31            |         | 09/26/2024    | MORGAN STANLEY             |                           | 4,993,750     | 5,000,000     |   | 4.B FE  |
| LX2276-36-3          | RADIOLOGY PARTNERS INC RADIOLOGY PARTNR TLB PIK S+500 01/31/29     |         | 08/22/2024    | PAYMENT-IN-KIND            |                           | 60,100        | 60,100        |   | 4.C FE  |
| LX2283-96-3          | DYNASTY ACQUISITION CO INC DYNASTY ACQ TLB1 S+350 08/24/28         |         | 09/05/2024    | UBS WARBURG CONVERTIBLES   |                           | 240,574       | 240,574       |   | 4.C FE  |
| LX2283-97-1          | DYNASTY ACQUISITION CO INC DYNASTY ACQ TLB2 S+350 08/24/28         |         | 09/05/2024    | UBS WARBURG CONVERTIBLES   |                           | 92,759        | 92,759        |   | 4.C FE  |
| LX2288-50-9          | GENESEE & WYOMING INC GENESEE & WYOMING TLB S+200 04/10/31         |         | 09/05/2024    | RBC CAPITAL MARKETS        |                           | 5,000,000     | 5,000,000     |   | 3.C FE  |

E04.4

STATEMENT AS OF SEPTEMBER 30, 2024 OF THE GUARDIAN LIFE INSURANCE COMPANY OF AMERICA

**SCHEDULE D - PART 3**

Show All Long-Term Bonds and Stock Acquired During the Current Quarter

| 1                    | 2  | 3       | 4             | 5                          | 6                         | 7             | 8             | 9                                       | 10  |
|----------------------|--|---------|---------------|----------------------------|---------------------------|---------------|---------------|---|---|
| CUSIP Identification | Description  | Foreign | Date Acquired | Name of Vendor             | Number of Shares of Stock | Actual Cost   | Par Value     | Paid for Accrued Interest and Dividends | NAIC Designation, NAIC Designation Modifier and SVO Administrative Symbol |
| LX2297-05-4          | DAVITA DAVITA TLB-1 S+200 04/25/31                               |         | 08/07/2024    | SCOTIA CAPITAL             |                           | 3,000,000     | 3,000,000     |   | 3.A FE  |
| LX2301-55-9          | AIR MEDICAL GLOBAL MEDICAL TLB PIK S+550 10/02/28                |         | 09/20/2024    | PAYMENT-IN-KIND            |                           | 46,413        | 46,413        |   | 4.C FE  |
| LX2330-15-2          | TIBCO SOFTWARE INC CLOUD SOFTWARE TIBCO TLB S+400 03/29/29       |         | 09/09/2024    | Various                    |                           | 12,500,000    | 12,500,000    |   | 4.B FE  |
| LX2334-79-0          | GO DADDY OPERATING CO LLC GO DADDY OPERATING TLB7 S+175 06/02/31 |         | 09/04/2024    | Various                    |                           | 5,053,000     | 5,053,000     |   | 3.B FE  |
| LX2335-43-3          | MCAFFEE CORP MCAFFEE CORP TLB1 S+325 03/01/29                    |         | 07/01/2024    | J.P. MORGAN                |                           | 1,125,000     | 1,125,000     |   | 4.C FE  |
| LX2339-40-1          | USI INC USI INC/NY 1L TLB S+275 09/27/30                         |         | 08/12/2024    | BANK OF AMERICA            |                           | 2,996,250     | 3,000,000     |   | 4.B FE  |
| LX2342-73-6          | SOLIANT LOWER INTERMEDIA SOLIANT LOWER INTER TL1L S+375 06/20/31 |         | 07/01/2024    | J.P. MORGAN                |                           | 4,950,000     | 5,000,000     |   | 4.B FE  |
| LX2342-75-1          | SURGERY CENTER HOLDINGS SURGERY CENTER 1L TL S+275 12/19/30      |         | 08/06/2024    | JEFFERIES & COMPANY INC.   |                           | 1,000,000     | 1,000,000     |   | 4.B FE  |
| LX2350-94-5          | MEDLINE INDUSTRIES INC MEDLINE 1L ADDON S+225 10/23/28           |         | 07/15/2024    | BANK OF AMERICA            |                           | 5,003,750     | 5,000,000     |   | 4.A FE  |
| LX2352-01-6          | 1011778 BC ULC RESTAURANT BRANDS TLB6 S+175 09/23/30             |         | 09/10/2024    | J.P. MORGAN                |                           | 19,887,500    | 20,000,000    |   | 3.B FE  |
| LX2352-61-0          | ECOVYST CATALYST TECHNOL PQ CORP - ECOVYST TLB S+225 06/09/31    |         | 07/01/2024    | CITICORP SECURITIES        |                           | 1,974,643     | 1,979,592     |   | 4.A FE  |
| LX2362-19-7          | LIGHT & WONDER LIGHT & WONDER INC TLB S+225 04/16/29             |         | 07/01/2024    | J.P. MORGAN                |                           | 13,266,455    | 13,266,455    |   | 3.B FE  |
| LX2363-35-1          | FRONTIER COMMUNICATIONS FRONTIER COMM TLB S+350 06/20/31         |         | 07/01/2024    | J.P. MORGAN                |                           | 3,233,750     | 3,250,000     |   | 4.C FE  |
| LX2363-73-2          | GRIFFON CORP GRIFFON CORP TLB S+200 01/24/29                     |         | 07/01/2024    | BANK OF AMERICA            |                           | 8,396,341     | 8,396,341     |   | 3.B FE  |
| LX2364-46-6          | DISTRIBUTED POWER INNIO GROUP TLB S+325 11/06/28                 |         | 07/16/2024    | Tax Free Exchange          |                           | 6,946,885     | 7,238,959     |   | 4.A FE  |
| LX2365-14-1          | NAVICURE INC NAVICURE-WAYSTAR 1L '29 S+275 10/22/29              |         | 07/01/2024    | Tax Free Exchange          |                           | 5,050,639     | 5,128,352     |   | 4.A FE  |
| LX2366-55-2          | GTCR W MERGER SUB WORLDPAY-BOOST NICO TLB S+250 01/31/31         |         | 08/01/2024    | Tax Free Exchange          |                           | 4,938,527     | 5,000,000     |   | 3.C FE  |
| LX2366-78-4          | B&G Foods B&G FOODS TLB-5 S+350 10/27/29                         |         | 07/12/2024    | Tax Free Exchange          |                           | 4,742,736     | 4,777,148     |   | 4.A FE  |
| LX2366-35-2          | ARSENAL AIC PARENT LLC ARCONIC - ARSENAL TLB S+325 08/19/30      |         | 08/21/2024    | Tax Free Exchange          |                           | 3,377,045     | 3,473,794     |   | 4.A FE  |
| LX2390-95-8          | AMENTUM HOLDINGS AMENTUM-AMAZON 1LTL S+225 07/30/31              |         | 09/16/2024    | J.P. MORGAN                |                           | 10,000,000    | 10,000,000    |   | 3.C FE  |
| LX2391-13-9          | GRAHAM PACKAGING GRAHAM PACKAGING 1LTL S+250 08/04/27            |         | 08/08/2024    | Various                    |                           | 14,421,056    | 14,418,556    |   | 4.B FE  |
| LX2395-02-3          | CPPIB CAPITAL INC CPPIB OVM TLB S+325 08/07/31                   |         | 08/07/2024    | BARCLAYS                   |                           | 3,970,000     | 4,000,000     |   | 4.B FE  |
| LX2395-94-0          | KBR INC KBR INC TLB S+200 01/17/31                               |         | 08/08/2024    | BANK OF AMERICA            |                           | 3,117,188     | 3,117,188     |   | 3.B FE  |
| LX2395-94-0          | KBR INC KBR INC TLB S+200 01/17/31                               |         | 08/14/2024    | Tax Free Exchange          |                           | 1,853,022     | 1,870,313     |   | 3.B FE  |
| LX2396-20-3          | MCGRAW-HILL EDUCATION MCGRAW-HILL EDU TLB S+400 08/01/31         |         | 08/01/2024    | BANK OF AMERICA            |                           | 2,773,006     | 2,779,956     |   | 4.B FE  |
| LX2396-20-3          | MCGRAW-HILL EDUCATION MCGRAW-HILL EDU TLB S+400 08/01/31         |         | 08/06/2024    | Tax Free Exchange          |                           | 6,841,190     | 6,810,415     |   | 4.B FE  |
| LX2396-33-6          | ARGUS MEDIA ARGUS MEDIA - FLEET TLB S+275 02/10/31               |         | 08/22/2024    | Tax Free Exchange          |                           | 2,482,838     | 2,513,958     |   | 4.B FE  |
| LX2445-34-9          | FRONERI INC US FRONERI US INC 1L S+200 09/18/31                  |         | 09/17/2024    | GOLDMAN SACHS              |                           | 14,962,500    | 15,000,000    |   | 3.C FE  |
| LX2445-55-4          | ROCKPOINT GAS STORAGE PA ROCKPOINT GAS TL 1L S+350 09/15/31      |         | 09/13/2024    | WELLS FARGO SECURITIES LLC |                           | 9,797,938     | 9,896,907     |   | 4.A FE  |
| LX2448-73-1          | RYAN SPECIALTY GROUP RYAN SPECIALTY GRP TLB S+250 09/11/31       |         | 09/10/2024    | J.P. MORGAN                |                           | 2,650,457     | 2,657,100     |   | 4.A FE  |
| LX2455-14-0          | MAGNITE INC MAGNITE INC TL B S+ 375 02/06/31                     |         | 09/13/2024    | MORGAN STANLEY             |                           | 3,744,165     | 3,744,165     |   | 4.B FE  |
| LX2455-21-5          | ALLIANT HOLDING ALLIANT HOLDINGS TLB-6 +300 09/12/31             |         | 09/12/2024    | J.P. MORGAN                |                           | 17,955,000    | 18,000,000    |   | 4.B FE  |
| LX2456-36-1          | BUCKEYE PARTNERS LP BUCKEYE PARTNERS TLB-1 S+175 11/02/26        |         | 09/12/2024    | MITSUBISHI SECURITIES      |                           | 5,871,784     | 5,875,432     |   | 3.A FE  |
| LX2457-73-2          | BURLINGTON COAT FACTORY BURLINGTON COAT TLB-7 S+175 09/19/31     |         | 09/24/2024    | Tax Free Exchange          |                           | 1,962,816     | 1,979,592     |   | 3.A FE  |
| LX2459-93-6          | S&S HOLDINGS LLC S&S HOLDINGS TLB S+500 10/31/31                 |         | 09/20/2024    | UBS WARBURG CONVERTIBLES   |                           | 5,910,000     | 6,000,000     |   | 4.B FE  |
| LX2462-13-8          | MADISON SAFETY & FLOW MADISON SAFETY&FLOW TLB S+325 09/19/31     |         | 09/19/2024    | WELLS FARGO SECURITIES LLC |                           | 2,943,443     | 2,950,820     |   | 4.B FE  |
| LX2472-69-9          | THUNDER GENERATION FUNDING THUNDER GENERATION TLB S+300 09/27/31 |         | 09/27/2024    | BARCLAYS                   |                           | 5,852,941     | 5,882,353     |   | 3.C FE  |
| LX2477-02-9          | GENESYS CLOUD SERVICES GENESYS CLOUD TLB S+300 12/01/27          |         | 09/26/2024    | GOLDMAN SACHS              |                           | 2,000,000     | 2,000,000     |   | 4.B FE  |
| LX2445-74-5          | FORMULA ONE FORMULA ONE -DELTA 2 TLB S+200 09/10/31              | D.      | 09/10/2024    | GOLDMAN SACHS              |                           | 4,333,333     | 4,333,333     |   | 3.A FE  |
| LX2457-34-4          | FORMULA ONE FORMULA ONE-DELTA2 DDTL S+200 09/10/31               | D.      | 09/10/2024    | GOLDMAN SACHS              |                           | 2,166,667     | 2,166,667     |   | 3.A FE  |
| 1909999999           | Subtotal - Bonds - Unaffiliated Bank Loans                       |         |               |                            |                           | 278,778,126   | 280,231,096   |   | XXX   |
| 2509999997           | Total - Bonds - Part 3   |         |               |                            |                           | 2,069,469,741 | 2,154,510,871 | 10,246,209                              | XXX   |
| 2509999998           | Total - Bonds - Part 5   |         |               |                            |                           | XXX           | XXX           | XXX                                     | XXX   |
| 2509999999           | Total - Bonds  |         |               |                            |                           | 2,069,469,741 | 2,154,510,871 | 10,246,209                              | XXX   |
| 4509999997           | Total - Preferred Stocks - Part 3                                |         |               |                            |                           |               | XXX           |   | XXX   |
| 4509999998           | Total - Preferred Stocks - Part 5                                |         |               |                            |                           | XXX           | XXX           | XXX                                     | XXX   |
| 4509999999           | Total - Preferred Stocks   |         |               |                            |                           |               | XXX           |   | XXX   |
| 79589L-10-6          | SAMSARA INC-CL A   |         | 09/17/2024    | DIRECT - 1                 |                           | 10,354,000    | 489,641       |   |   |

E04.5

STATEMENT AS OF SEPTEMBER 30, 2024 OF THE GUARDIAN LIFE INSURANCE COMPANY OF AMERICA

**SCHEDULE D - PART 3**

Show All Long-Term Bonds and Stock Acquired During the Current Quarter

| 1<br>CUSIP<br>Identification  | 2<br>Description                            | 3<br>Foreign | 4<br>Date<br>Acquired | 5<br>Name of Vendor  | 6<br>Number of<br>Shares of<br>Stock | 7<br>Actual Cost | 8<br>Par Value | 9<br>Paid for Accrued<br>Interest and<br>Dividends | 10<br>NAIC<br>Designation,<br>NAIC<br>Designation<br>Modifier<br>and<br>SVO<br>Admini-<br>strative<br>Symbol |
|---|---|--------------|-----------------------|----------------------|--------------------------------------|------------------|----------------|--|--|
| 896945-20-1   | TRIPADVISOR INC COMMON STOCK                |              | 08/28/2024            | J.P. MORGAN          | 1.000                                | 15               |                |  |  |
| <b>5019999999. Subtotal - Common Stocks - Industrial and Miscellaneous (Unaffiliated) Publicly Traded</b> |   |              |                       |                      |                                      | 489,656          | XXX            |  | XXX  |
| FHLB00-02-6   | Federal Home Loan Bank Activity Based Stock |              | 09/19/2024            | DIRECT - 1           | 175,538.000                          | 17,553,800       |                |  |  |
| <b>5029999999. Subtotal - Common Stocks - Industrial and Miscellaneous (Unaffiliated) Other</b>           |   |              |                       |                      |                                      | 17,553,800       | XXX            |  | XXX  |
| 319983-10-2   | First Commonwealth                          |              | 09/16/2024            | Capital Contribution |                                      | 8,800,000        |                |  |  |
| <b>5929999999. Subtotal - Common Stocks - Parent, Subsidiaries and Affiliates Other</b>                   |   |              |                       |                      |                                      | 8,800,000        | XXX            |  | XXX  |
| <b>5989999997. Total - Common Stocks - Part 3</b>   |   |              |                       |                      |                                      | 26,843,456       | XXX            |  | XXX  |
| <b>5989999998. Total - Common Stocks - Part 5</b>   |   |              |                       |                      |                                      | XXX              | XXX            | XXX  | XXX  |
| <b>5989999999. Total - Common Stocks</b>  |   |              |                       |                      |                                      | 26,843,456       | XXX            |  | XXX  |
| <b>5999999999. Total - Preferred and Common Stocks</b>  |   |              |                       |                      |                                      | 26,843,456       | XXX            |  | XXX  |
| <b>6009999999 - Totals</b>  |   |              |                       |                      |                                      | 2,096,313,197    | XXX            | 10,246,209   | XXX  |

STATEMENT AS OF SEPTEMBER 30, 2024 OF THE GUARDIAN LIFE INSURANCE COMPANY OF AMERICA

**SCHEDULE D - PART 4**

Show All Long-Term Bonds and Stock Sold, Redeemed or Otherwise Disposed of During the Current Quarter

| 1   | 2   | 3       | 4             | 5                  | 6                         | 7             | 8         | 9           | 10                                      | Change In Book/Adjusted Carrying Value   |   |   |   |  | 16  | 17                                       | 18                               | 19                            | 20   | 21                               | 22  |
|---|---|---------|---------------|--------------------|---------------------------|---------------|-----------|-------------|---|--|---|---|---|--|---|--|----------------------------------|-------------------------------|--|----------------------------------|---|
|   |   |         |               |                    |                           |               |           |             |   | 11                                       | 12                                      | 13  | 14  | 15   |   |  |                                  |                               |  |                                  |   |
| CUSIP Identification  | Description   | Foreign | Disposal Date | Name of Purchaser  | Number of Shares of Stock | Consideration | Par Value | Actual Cost | Prior Year Book/Adjusted Carrying Value | Unrealized Valuation Increase/(Decrease) | Current Year's (Amortization)/Accretion | Current Year's Other Than Temporary Impairment Recognized | Total Change in Book/Adjusted Carrying Value (11 + 12 - 13) | Total Foreign Exchange Change in Book /Adjusted Carrying Value | Book/Adjusted Carrying Value at Disposal Date | Foreign Exchange Gain (Loss) on Disposal | Realized Gain (Loss) on Disposal | Total Gain (Loss) on Disposal | Bond Interest/Stock Dividends Received During Year | Stated Contractual Maturity Date | NAIC Designation, NAIC Designation Modifier and SVO Administrative Symbol |
| ..36207E-NA-8   | GOVERNMENT NATIONAL MORTGAGE A 6% Due 12/15/2033 Mo-1 6.000% 12/15/33 |         | 09/01/2024    | Paydown            |                           | 11,260        | 11,260    | 11,814      | 11,474                                  |  | (214)                                   |   | (214)   |  | 11,260  |  |                                  |                               | 486  | 12/15/2033                       | 1.A   |
| ..91282C-CL-3   | US TREASURY N/B NOTES 0.375% 07/15/24                                 |         | 07/15/2024    | Maturity           |                           | 450,000       | 450,000   | 446,148     | 449,234                                 |  | 766                                     |   | 766   |  | 450,000                                       |  |                                  |                               | 1,688  | 07/15/2024                       | 1.A   |
| <b>0109999999. Subtotal - Bonds - U.S. Governments</b>      |   |         |               |                    |                           | 461,260       | 461,260   | 457,962     | 460,708                                 |  | 552                                     |   | 552   |  | 461,260                                       |  |                                  |                               | 2,174  | XXX                              | XXX   |
| ..50066C-AQ-2   | KOREA GAS CORP AGENCY DEBENTURES 1.125% 07/13/26                      | D       | 09/10/2024    | ALLIANCE BERNSTEIN |                           | 2,870,672     | 3,040,000 | 2,714,720   | 2,829,798                               |  | 55,372                                  |   | 55,372  |  | 2,885,169                                     |  | (14,497)                         | (14,497)                      | 39,615   | 07/13/2026                       | 1.C FE  |
| ..BH6207-38-6   | STATE OF QATAR GOVT NATIONAL 3.400% 04/16/25                          | D       | 08/15/2024    | ALLIANCE BERNSTEIN |                           | 3,047,660     | 3,080,000 | 3,272,032   | 3,155,701                               |  | (36,299)                                |   | (36,299)  |  | 3,119,403                                     |  | (71,743)                         | (71,743)                      | 86,976   | 04/16/2025                       | 1.C FE  |
| <b>0309999999. Subtotal - Bonds - All Other Governments</b> |   |         |               |                    |                           | 5,918,332     | 6,120,000 | 5,986,752   | 5,985,499                               |  | 19,073                                  |   | 19,073  |  | 6,004,572                                     |  | (86,240)                         | (86,240)                      | 126,591  | XXX                              | XXX   |
| ..31283H-Q8-1   | FREDDIE MAC 7 1/2% Due 2/1/2032 Mo-1 7.500% 02/01/32                  |         | 09/01/2024    | Paydown            |                           | 339           | 339       | 355         | 347                                     |  | (8)                                     |   | (8)   |  | 339   |  |                                  |                               | 17   | 02/01/2032                       | 1.A   |
| ..31287Q-7G-0   | FREDDIE MAC 6 1/2% Due 4/1/2032 Mo-1 6.500% 04/01/32                  |         | 09/01/2024    | Paydown            |                           | 827           | 827       | 861         | 838                                     |  | (11)                                    |   | (11)  |  | 827   |  |                                  |                               | 36   | 04/01/2032                       | 1.A   |
| ..31287U-AX-0   | FREDDIE MAC 7 1/2% Due 6/1/2032 Mo-1 7.500% 06/01/32                  |         | 09/01/2024    | Paydown            |                           | 3,484         | 3,484     | 3,649       | 3,549                                   |  | (66)                                    |   | (66)  |  | 3,484   |  |                                  |                               | 174  | 06/01/2032                       | 1.A   |
| ..31287U-JM-5   | FREDDIE MAC 7 1/2% Due 6/1/2032 Mo-1 7.500% 06/01/32                  |         | 09/01/2024    | Paydown            |                           | 817           | 817       | 856         | 830                                     |  | (13)                                    |   | (13)  |  | 817   |  |                                  |                               | 41   | 06/01/2032                       | 1.A   |
| ..31287U-JN-3   | FREDDIE MAC 7 1/2% Due 6/1/2032 Mo-1 7.500% 06/01/32                  |         | 09/01/2024    | Paydown            |                           | 1,234         | 1,234     | 1,292       | 1,254                                   |  | (20)                                    |   | (20)  |  | 1,234   |  |                                  |                               | 62   | 06/01/2032                       | 1.A   |
| ..31288J-ZU-3   | FREDDIE MAC 6 1/2% Due 4/1/2033 Mo-1 6.500% 04/01/33                  |         | 09/01/2024    | Paydown            |                           | 878           | 878       | 917         | 892                                     |  | (14)                                    |   | (14)  |  | 878   |  |                                  |                               | 38   | 04/01/2033                       | 1.A   |
| ..3128M6-RR-1   | FREDDIE MAC 7% Due 9/1/2038 Mo-1 7.000% 09/01/38                      |         | 09/01/2024    | Paydown            |                           | 919           | 919       | 958         | 944                                     |  | (25)                                    |   | (25)  |  | 919   |  |                                  |                               | 42   | 09/01/2038                       | 1.A   |
| ..31292H-PJ-7   | FREDDIE MAC 7 1/2% Due 1/1/2032 Mo-1 7.500% 01/01/32                  |         | 09/01/2024    | Paydown            |                           | 95            | 95        | 100         | 97                                      |  | (2)                                     |   | (2)   |  | 95  |  |                                  |                               | 5  | 01/01/2032                       | 1.A   |
| ..31292K-6A-0   | FREDDIE MAC 4% Due 12/1/2040 Mo-1 4.000% 12/01/40                     |         | 09/01/2024    | Paydown            |                           | 11,186        | 11,186    | 11,213      | 11,202                                  |  | (16)                                    |   | (16)  |  | 11,186  |  |                                  |                               | 290  | 12/01/2040                       | 1.A   |
| ..312943-WG-4   | FREDDIE MAC 4% Due 11/1/2040 Mo-1 4.000% 11/01/40                     |         | 09/01/2024    | Paydown            |                           | 2,897         | 2,897     | 2,904       | 2,901                                   |  | (4)                                     |   | (4)   |  | 2,897   |  |                                  |                               | 73   | 11/01/2040                       | 1.A   |
| ..31296R-H8-4   | FREDDIE MAC 6 1/2% Due 12/1/2033 Mo-1 6.500% 12/01/33                 |         | 09/01/2024    | Paydown            |                           | 2,365         | 2,365     | 2,442       | 2,395                                   |  | (29)                                    |   | (29)  |  | 2,365   |  |                                  |                               | 103  | 12/01/2033                       | 1.A   |
| ..31296S-YF-7   | FREDDIE MAC 6 1/2% Due 1/1/2034 Mo-1 6.500% 01/01/34                  |         | 09/01/2024    | Paydown            |                           | 624           | 624       | 644         | 631                                     |  | (8)                                     |   | (8)   |  | 624   |  |                                  |                               | 27   | 01/01/2034                       | 1.A   |
| ..31298M-7F-8   | FREDDIE MAC 7 1/2% Due 5/1/2031 Mo-1 7.500% 05/01/31                  |         | 09/01/2024    | Paydown            |                           | 331           | 331       | 346         | 336                                     |  | (5)                                     |   | (5)   |  | 331   |  |                                  |                               | 16   | 05/01/2031                       | 1.A   |
| ..313637-FB-1   | FANNIE MAE 6.64% Due 3/1/2028 Mo-1 6.640% 03/01/28                    |         | 09/01/2024    | Paydown            |                           | 394           | 394       | 394         | 394                                     |  |   |   |   |  | 394   |  |                                  |                               | 17   | 03/01/2028                       | 1.A   |
| ..3136A0-SE-8   | FANNIE MAE SERIES 201180 CLASS HE 3.500% 08/25/26                     |         | 09/01/2024    | Paydown            |                           | 54,144        | 54,144    | 55,159      | 54,279                                  |  | (135)                                   |   | (135)   |  | 54,144  |  |                                  |                               | 1,261  | 08/25/2026                       | 1.A   |
| ..3136AY-7L-1   | FANNIEMAE-ACES SERIES 2018M1 CLASS A2 3.090% 12/25/27                 |         | 09/01/2024    | Paydown            |                           | 31,575        | 31,575    | 30,177      | 30,874                                  |  | 701                                     |   | 701   |  | 31,575  |  |                                  |                               | 639  | 12/25/2027                       | 1.A   |
| ..31371G-2Y-5   | FANNIE MAE 7% Due 8/1/2028 Mo-1 7.000% 08/01/28                       |         | 09/01/2024    | Paydown            |                           | 3,088         | 3,088     | 3,262       | 3,141                                   |  | (54)                                    |   | (54)  |  | 3,088   |  |                                  |                               | 140  | 08/01/2028                       | 1.A   |
| ..31371G-4T-4   | FANNIE MAE 7% Due 9/1/2028 Mo-1 7.000% 09/01/28                       |         | 09/01/2024    | Paydown            |                           | 241           | 241       | 254         | 247                                     |  | (6)                                     |   | (6)   |  | 241   |  |                                  |                               | 11   | 09/01/2028                       | 1.A   |
| ..31371H-BY-3   | FANNIE MAE 7% Due 10/1/2028 Mo-1 7.000% 10/01/28                      |         | 09/01/2024    | Paydown            |                           | 1,728         | 1,728     | 1,826       | 1,749                                   |  | (20)                                    |   | (20)  |  | 1,728   |  |                                  |                               | 81   | 10/01/2028                       | 1.A   |
| ..31371H-D9-6   | FANNIE MAE 7% Due 12/1/2028 Mo-1 7.000% 12/01/28                      |         | 09/01/2024    | Paydown            |                           | 752           | 752       | 794         | 765                                     |  | (13)                                    |   | (13)  |  | 752   |  |                                  |                               | 35   | 12/01/2028                       | 1.A   |
| ..31371H-F2-9   | FANNIE MAE 7% Due 12/1/2028 Mo-1 7.000% 12/01/28                      |         | 09/01/2024    | Paydown            |                           | 154           | 154       | 162         | 157                                     |  | (3)                                     |   | (3)   |  | 154   |  |                                  |                               | 7  | 12/01/2028                       | 1.A   |

E05

STATEMENT AS OF SEPTEMBER 30, 2024 OF THE GUARDIAN LIFE INSURANCE COMPANY OF AMERICA

**SCHEDULE D - PART 4**

Show All Long-Term Bonds and Stock Sold, Redeemed or Otherwise Disposed of During the Current Quarter

| 1                    | 2   | 3       | 4             | 5                 | 6                         | 7             | 8         | 9           | 10                                      | Change In Book/Adjusted Carrying Value   |   |   |   |  | 16  | 17                                       | 18                               | 19                            | 20   | 21                               | 22  |
|----------------------|---|---------|---------------|-------------------|---------------------------|---------------|-----------|-------------|---|--|---|---|---|--|---|--|----------------------------------|-------------------------------|--|----------------------------------|---|
|                      |   |         |               |                   |                           |               |           |             |   | 11                                       | 12                                      | 13  | 14  | 15   |   |  |                                  |                               |  |                                  |   |
| CUSIP Identification | Description                                 | Foreign | Disposal Date | Name of Purchaser | Number of Shares of Stock | Consideration | Par Value | Actual Cost | Prior Year Book/Adjusted Carrying Value | Unrealized Valuation Increase/(Decrease) | Current Year's (Amortization)/Accretion | Current Year's Other Than Temporary Impairment Recognized | Total Change in Book/Adjusted Carrying Value (11 + 12 - 13) | Total Foreign Exchange Change in Book /Adjusted Carrying Value | Book/Adjusted Carrying Value at Disposal Date | Foreign Exchange Gain (Loss) on Disposal | Realized Gain (Loss) on Disposal | Total Gain (Loss) on Disposal | Bond Interest/Stock Dividends Received During Year | Stated Contractual Maturity Date | NAIC Designation, NAIC Designation Modifier and SVO Administrative Symbol |
| ..31371H-HL-5        | FANNIE MAE 7% Due 2/1/2029 Mo-1 7.000%      |         | 09/01/2024    | Paydown           |                           | 61            | 61        | 65          | 63                                      |  | (1)                                     |   | (1)   |  | 61  |  |                                  |                               | 3  | 02/01/2029                       | 1.A   |
| ..31371H-KX-5        | FANNIE MAE 7% Due 3/1/2029 Mo-1 7.000%      |         | 09/01/2024    | Paydown           |                           | 1,158         | 1,158     | 1,224       | 1,172                                   |  | (14)                                    |   | (14)  |  | 1,158   |  |                                  |                               | 54   | 03/01/2029                       | 1.A   |
| ..31371H-PB-8        | FANNIE MAE 7% Due 5/1/2029 Mo-1 7.000%      |         | 09/01/2024    | Paydown           |                           | 323           | 323       | 341         | 329                                     |  | (6)                                     |   | (6)   |  | 323   |  |                                  |                               | 15   | 05/01/2029                       | 1.A   |
| ..31371H-YB-8        | FANNIE MAE 7 1/2% Due 10/1/2029 Mo-1 7.500% |         | 09/01/2024    | Paydown           |                           | 209           | 209       | 220         | 212                                     |  | (4)                                     |   | (4)   |  | 209   |  |                                  |                               | 11   | 10/01/2029                       | 1.A   |
| ..31371K-BU-4        | FANNIE MAE 7 1/2% Due 9/1/2031 Mo-1 7.500%  |         | 09/01/2024    | Paydown           |                           | 535           | 535       | 564         | 551                                     |  | (16)                                    |   | (16)  |  | 535   |  |                                  |                               | 27   | 09/01/2031                       | 1.A   |
| ..31371K-NJ-6        | FANNIE MAE 7 1/2% Due 4/1/2032 Mo-1 7.500%  |         | 09/01/2024    | Paydown           |                           | 280           | 280       | 300         | 287                                     |  | (7)                                     |   | (7)   |  | 280   |  |                                  |                               | 14   | 04/01/2032                       | 1.A   |
| ..31371K-PB-8        | FANNIE MAE 7% Due 6/1/2032 Mo-1 7.000%      |         | 09/01/2024    | Paydown           |                           | 4,610         | 4,610     | 4,803       | 4,688                                   |  | (78)                                    |   | (78)  |  | 4,610   |  |                                  |                               | 203  | 06/01/2032                       | 1.A   |
| ..31371K-R4-5        | FANNIE MAE 7% Due 8/1/2032 Mo-1 7.000%      |         | 09/01/2024    | Paydown           |                           | 506           | 506       | 528         | 516                                     |  | (10)                                    |   | (10)  |  | 506   |  |                                  |                               | 24   | 08/01/2032                       | 1.A   |
| ..31384W-K5-8        | FANNIE MAE 8% Due 5/1/2031 Mo-1 8.000%      |         | 09/01/2024    | Paydown           |                           | 211           | 211       | 211         | 211                                     |  |   |   |   |  | 211   |  |                                  |                               | 11   | 05/01/2031                       | 1.A   |
| ..31385H-XF-4        | FANNIE MAE 7 1/2% Due 11/1/2031 Mo-1 7.500% |         | 09/01/2024    | Paydown           |                           | 40            | 40        | 43          | 41                                      |  | (1)                                     |   | (1)   |  | 40  |  |                                  |                               | 2  | 11/01/2031                       | 1.A   |
| ..31387X-2G-9        | FANNIE MAE 8% Due 9/1/2031 Mo-1 8.000%      |         | 09/01/2024    | Paydown           |                           | 1,082         | 1,082     | 1,083       | 1,082                                   |  |   |   |   |  | 1,082   |  |                                  |                               | 58   | 09/01/2031                       | 1.A   |
| ..31387X-GX-7        | FANNIE MAE 8% Due 8/1/2031 Mo-1 8.000%      |         | 09/01/2024    | Paydown           |                           | 2,833         | 2,833     | 2,835       | 2,833                                   |  |   |   |   |  | 2,833   |  |                                  |                               | 151  | 08/01/2031                       | 1.A   |
| ..31388J-W9-2        | FANNIE MAE 8% Due 9/1/2031 Mo-1 8.000%      |         | 09/01/2024    | Paydown           |                           | 1,021         | 1,021     | 1,021       | 1,021                                   |  |   |   |   |  | 1,021   |  |                                  |                               | 55   | 09/01/2031                       | 1.A   |
| ..3138A1-J3-6        | FANNIE MAE 4% Due 12/1/2040 Mo-1 4.000%     |         | 09/01/2024    | Paydown           |                           | 6,792         | 6,792     | 7,241       | 7,087                                   |  | (295)                                   |   | (295)   |  | 6,792   |  |                                  |                               | 181  | 12/01/2040                       | 1.A   |
| ..3138E6-VW-3        | FANNIE MAE 3 1/2% Due 2/1/2042 Mo-1 3.500%  |         | 09/01/2024    | Paydown           |                           | 15,049        | 15,049    | 15,281      | 15,211                                  |  | (163)                                   |   | (163)   |  | 15,049  |  |                                  |                               | 318  | 02/01/2042                       | 1.A   |
| ..3138E9-D9-8        | FANNIE MAE 3 1/2% Due 7/1/2042 Mo-1 3.500%  |         | 09/01/2024    | Paydown           |                           | 1,933         | 1,933     | 1,963       | 1,952                                   |  | (19)                                    |   | (19)  |  | 1,933   |  |                                  |                               | 45   | 07/01/2042                       | 1.A   |
| ..3138EJ-TK-4        | FANNIE MAE 3 1/2% Due 8/1/2042 Mo-1 3.500%  |         | 09/01/2024    | Paydown           |                           | 5,942         | 5,942     | 6,034       | 6,013                                   |  | (71)                                    |   | (71)  |  | 5,942   |  |                                  |                               | 139  | 08/01/2042                       | 1.A   |
| ..3138LU-VL-6        | FANNIE MAE 3 1/2% Due 7/1/2042 Mo-1 3.500%  |         | 09/01/2024    | Paydown           |                           | 1,108         | 1,108     | 1,125       | 1,119                                   |  | (11)                                    |   | (11)  |  | 1,108   |  |                                  |                               | 26   | 07/01/2042                       | 1.A   |
| ..3138LV-DV-0        | FANNIE MAE 3 1/2% Due 7/1/2042 Mo-1 3.500%  |         | 09/01/2024    | Paydown           |                           | 4,292         | 4,292     | 4,359       | 4,342                                   |  | (50)                                    |   | (50)  |  | 4,292   |  |                                  |                               | 100  | 07/01/2042                       | 1.A   |
| ..3138M5-3B-3        | FANNIE MAE 4% Due 8/1/2042 Mo-1 4.000%      |         | 09/01/2024    | Paydown           |                           | 703           | 703       | 750         | 734                                     |  | (31)                                    |   | (31)  |  | 703   |  |                                  |                               | 19   | 08/01/2042                       | 1.A   |
| ..3138M9-PP-0        | FANNIE MAE 3 1/2% Due 11/1/2042 Mo-1 3.500% |         | 09/01/2024    | Paydown           |                           | 4,326         | 4,326     | 4,393       | 4,384                                   |  | (58)                                    |   | (58)  |  | 4,326   |  |                                  |                               | 97   | 11/01/2042                       | 1.A   |
| ..3138ML-B4-5        | FANNIE MAE 3 1/2% Due 12/1/2042 Mo-1 3.500% |         | 09/01/2024    | Paydown           |                           | 5,368         | 5,368     | 5,451       | 5,434                                   |  | (66)                                    |   | (66)  |  | 5,368   |  |                                  |                               | 126  | 12/01/2042                       | 1.A   |
| ..3138W7-5S-9        | FANNIE MAE 3% Due 4/1/2043 Mo-1 3.000%      |         | 09/01/2024    | Paydown           |                           | 3,518         | 3,518     | 3,427       | 3,445                                   |  | 73                                      |   | 73  |  | 3,518   |  |                                  |                               | 71   | 04/01/2043                       | 1.A   |
| ..3138W7-NW-0        | FANNIE MAE 3 1/2% Due 6/1/2043 Mo-1 3.500%  |         | 09/01/2024    | Paydown           |                           | 922           | 922       | 936         | 933                                     |  | (11)                                    |   | (11)  |  | 922   |  |                                  |                               | 22   | 06/01/2043                       | 1.A   |
| ..3138WA-RV-1        | FANNIE MAE 3 1/2% Due 12/1/2043 Mo-1 3.500% |         | 09/01/2024    | Paydown           |                           | 2,614         | 2,614     | 2,654       | 2,641                                   |  | (27)                                    |   | (27)  |  | 2,614   |  |                                  |                               | 61   | 12/01/2043                       | 1.A   |
| ..3138WB-3A-1        | FANNIE MAE 3 1/2% Due 6/1/2044 Mo-1 3.500%  |         | 09/01/2024    | Paydown           |                           | 2,451         | 2,451     | 2,493       | 2,481                                   |  | (30)                                    |   | (30)  |  | 2,451   |  |                                  |                               | 57   | 06/01/2044                       | 1.A   |

STATEMENT AS OF SEPTEMBER 30, 2024 OF THE GUARDIAN LIFE INSURANCE COMPANY OF AMERICA

**SCHEDULE D - PART 4**

Show All Long-Term Bonds and Stock Sold, Redeemed or Otherwise Disposed of During the Current Quarter

| 1                    | 2   | 3            | 4                | 5                    | 6                               | 7                  | 8         | 9              | 10   | Change In Book/Adjusted Carrying Value             |  |   |   |   | 16  | 17   | 18  | 19                                  | 20  | 21   | 22   |
|----------------------|---|--------------|------------------|----------------------|---------------------------------|--------------------|-----------|----------------|--|--|--|---|---|---|---|--|---|-------------------------------------|---|--|--|
|                      |   |              |                  |                      |                                 |                    |           |                |  | 11   | 12   | 13  | 14  | 15  |   |  |   |                                     |   |  |  |
| CUSIP Identification | Description   | For-<br>eign | Disposal<br>Date | Name<br>of Purchaser | Number of<br>Shares of<br>Stock | Consid-<br>eration | Par Value | Actual<br>Cost | Prior Year<br>Book/<br>Adjusted<br>Carrying<br>Value | Unrealized<br>Valuation<br>Increase/<br>(Decrease) | Current<br>Year's<br>(Amor-<br>tization)/<br>Accretion | Current<br>Year's<br>Other Than<br>Temporary<br>Impairment<br>Recogn-<br>ized | Total<br>Change in<br>Book/<br>Adjusted<br>Carrying<br>Value<br>(11 + 12 -<br>13) | Total<br>Foreign<br>Exchange<br>Change in<br>Book<br>/Adjusted<br>Carrying<br>Value | Book/<br>Adjusted<br>Carrying<br>Value at<br>Disposal<br>Date | Foreign<br>Exchange<br>Gain<br>(Loss) on<br>Disposal | Realized<br>Gain<br>(Loss) on<br>Disposal | Total Gain<br>(Loss) on<br>Disposal | Bond<br>Interest/<br>Stock<br>Dividends<br>Received<br>During<br>Year | Stated<br>Con-<br>tractual<br>Maturity<br>Date | NAIC<br>Desig-<br>nation,<br>NAIC<br>Desig-<br>nation<br>Modifier<br>and<br>SVO<br>Admini-<br>strative<br>Symbol |
| ..3138WD-BH-3        | FANNIE MAE 4% Due 10/1/2044 Mo-1 4.000%<br>10/01/44       |              | 09/01/2024       | Paydown              |                                 | 10,023             | 10,023    | 10,666         | 10,565   |  | (542)  |   | (542)   |   | 10,023  |  |   |                                     | 245   | 10/01/2044                                     | 1.A  |
| ..3138WD-Y8-8        | FANNIE MAE 3% Due 1/1/2045 Mo-1 3.000%<br>01/01/45        |              | 09/01/2024       | Paydown              |                                 | 6,771              | 6,771     | 6,611          | 6,641  |  | 130  |   | 130   |   | 6,771   |  |   |                                     | 136   | 01/01/2045                                     | 1.A  |
| ..3138WD-Y9-6        | FANNIE MAE 3% Due 1/1/2045 Mo-1 3.000%<br>01/01/45        |              | 09/01/2024       | Paydown              |                                 | 4,787              | 4,787     | 4,674          | 4,694  |  | 93   |   | 93  |   | 4,787   |  |   |                                     | 91  | 01/01/2045                                     | 1.A  |
| ..3138WE-Q3-6        | FANNIE MAE 3% Due 5/1/2045 Mo-1 3.000%<br>05/01/45        |              | 09/01/2024       | Paydown              |                                 | 2,285              | 2,285     | 2,225          | 2,233  |  | 52   |   | 52  |   | 2,285   |  |   |                                     | 45  | 05/01/2045                                     | 1.A  |
| ..3138WF-LC-8        | FANNIE MAE 3 1/2% Due 9/1/2045 Mo-1 3.500%<br>09/01/45    |              | 09/01/2024       | Paydown              |                                 | 5,038              | 5,038     | 5,246          | 5,214  |  | (176)  |   | (176)   |   | 5,038   |  |   |                                     | 117   | 09/01/2045                                     | 1.A  |
| ..3138X0-ZA-9        | FANNIE MAE 3 1/2% Due 7/1/2043 Mo-1 3.500%<br>07/01/43    |              | 09/01/2024       | Paydown              |                                 | 1,941              | 1,941     | 1,971          | 1,964  |  | (23)   |   | (23)  |   | 1,941   |  |   |                                     | 46  | 07/01/2043                                     | 1.A  |
| ..3138X2-T9-5        | FANNIE MAE 3 1/2% Due 8/1/2043 Mo-1 3.500%<br>08/01/43    |              | 09/01/2024       | Paydown              |                                 | 1,840              | 1,840     | 1,871          | 1,864  |  | (24)   |   | (24)  |   | 1,840   |  |   |                                     | 43  | 08/01/2043                                     | 1.A  |
| ..3138X3-GV-8        | FANNIE MAE 3% Due 8/1/2043 Mo-1 3.000%<br>08/01/43        |              | 09/01/2024       | Paydown              |                                 | 931                | 931       | 907            | 911  |  | 20   |   | 20  |   | 931   |  |   |                                     | 18  | 08/01/2043                                     | 1.A  |
| ..3138XH-MC-2        | FANNIE MAE 3 1/2% Due 12/1/2043 Mo-1 3.500%<br>12/01/43   |              | 09/01/2024       | Paydown              |                                 | 3,219              | 3,219     | 3,269          | 3,253  |  | (33)   |   | (33)  |   | 3,219   |  |   |                                     | 74  | 12/01/2043                                     | 1.A  |
| ..3138Y2-3J-0        | FANNIE MAE 3% Due 11/1/2044 Mo-1 3.000%<br>11/01/44       |              | 09/01/2024       | Paydown              |                                 | 175                | 175       | 171            | 171  |  | 4  |   | 4   |   | 175   |  |   |                                     | 4   | 11/01/2044                                     | 1.A  |
| ..3138Y5-YH-3        | FANNIE MAE 3% Due 2/1/2045 Mo-1 3.000%<br>02/01/45        |              | 09/01/2024       | Paydown              |                                 | 3,729              | 3,729     | 3,641          | 3,652  |  | 76   |   | 76  |   | 3,729   |  |   |                                     | 71  | 02/01/2045                                     | 1.A  |
| ..3138Y9-EJ-3        | FANNIE MAE 3% Due 9/1/2044 Mo-1 3.000%<br>09/01/44        |              | 09/01/2024       | Paydown              |                                 | 3,118              | 3,118     | 3,044          | 3,052  |  | 66   |   | 66  |   | 3,118   |  |   |                                     | 63  | 09/01/2044                                     | 1.A  |
| ..3138YD-D0-9        | FANNIE MAE 3% Due 1/1/2045 Mo-1 3.000%<br>01/01/45        |              | 09/01/2024       | Paydown              |                                 | 2,216              | 2,216     | 2,164          | 2,174  |  | 42   |   | 42  |   | 2,216   |  |   |                                     | 44  | 01/01/2045                                     | 1.A  |
| ..3138YF-AZ-7        | FANNIE MAE 3% Due 1/1/2045 Mo-1 3.000%<br>01/01/45        |              | 09/01/2024       | Paydown              |                                 | 2,031              | 2,031     | 1,983          | 1,993  |  | 38   |   | 38  |   | 2,031   |  |   |                                     | 41  | 01/01/2045                                     | 1.A  |
| ..3138YF-GV-0        | FANNIE MAE 4% Due 2/1/2045 Mo-1 4.000%<br>02/01/45        |              | 09/01/2024       | Paydown              |                                 | 155                | 155       | 165            | 163  |  | (7)  |   | (7)   |   | 155   |  |   |                                     | 4   | 02/01/2045                                     | 1.A  |
| ..3138YN-PE-1        | FANNIE MAE 3% Due 7/1/2045 Mo-1 3.000%<br>07/01/45        |              | 09/01/2024       | Paydown              |                                 | 3,063              | 3,063     | 2,991          | 3,000  |  | 63   |   | 63  |   | 3,063   |  |   |                                     | 64  | 07/01/2045                                     | 1.A  |
| ..3138YP-AY-8        | FANNIE MAE 3% Due 5/1/2045 Mo-1 3.000%<br>05/01/45        |              | 09/01/2024       | Paydown              |                                 | 3,149              | 3,149     | 3,068          | 3,081  |  | 68   |   | 68  |   | 3,149   |  |   |                                     | 67  | 05/01/2045                                     | 1.A  |
| ..3138YS-BR-6        | FANNIE MAE 3% Due 8/1/2045 Mo-1 3.000%<br>08/01/45        |              | 09/01/2024       | Paydown              |                                 | 5,072              | 5,072     | 4,941          | 4,951  |  | 122  |   | 122   |   | 5,072   |  |   |                                     | 102   | 08/01/2045                                     | 1.A  |
| ..3138YT-4Q-4        | FANNIE MAE 3% Due 9/1/2045 Mo-1 3.000%<br>09/01/45        |              | 09/01/2024       | Paydown              |                                 | 1,932              | 1,932     | 1,882          | 1,892  |  | 40   |   | 40  |   | 1,932   |  |   |                                     | 39  | 09/01/2045                                     | 1.A  |
| ..3138YV-ZN-2        | FANNIE MAE 3% Due 7/1/2045 Mo-1 3.000%<br>07/01/45        |              | 09/01/2024       | Paydown              |                                 | 1,623              | 1,623     | 1,581          | 1,587  |  | 36   |   | 36  |   | 1,623   |  |   |                                     | 32  | 07/01/2045                                     | 1.A  |
| ..3138YX-4Z-5        | FANNIE MAE 3% Due 9/1/2045 Mo-1 3.000%<br>09/01/45        |              | 09/01/2024       | Paydown              |                                 | 1,404              | 1,404     | 1,368          | 1,369  |  | 35   |   | 35  |   | 1,404   |  |   |                                     | 28  | 09/01/2045                                     | 1.A  |
| ..3138YX-RQ-0        | FANNIE MAE 3% Due 9/1/2045 Mo-1 3.000%<br>09/01/45        |              | 09/01/2024       | Paydown              |                                 | 3,917              | 3,917     | 3,815          | 3,825  |  | 92   |   | 92  |   | 3,917   |  |   |                                     | 78  | 09/01/2045                                     | 1.A  |
| ..3138YX-Y6-6        | FANNIE MAE 3% Due 9/1/2045 Mo-1 3.000%<br>09/01/45        |              | 09/01/2024       | Paydown              |                                 | 931                | 931       | 907            | 912  |  | 20   |   | 20  |   | 931   |  |   |                                     | 19  | 09/01/2045                                     | 1.A  |
| ..31390A-GA-6        | FANNIE MAE 7% Due 2/1/2032 Mo-1 7.000%<br>02/01/32        |              | 09/01/2024       | Paydown              |                                 | 761                | 761       | 804            | 775  |  | (13)   |   | (13)  |   | 761   |  |   |                                     | 36  | 02/01/2032                                     | 1.A  |
| ..31392F-4F-1        | FNR 2002-77 5 1/2% Due 12/25/2032 Mo-1<br>5.500% 12/25/32 |              | 09/01/2024       | Paydown              |                                 | 15,034             | 15,034    | 16,930         | 15,906   |  | (871)  |   | (871)   |   | 15,034  |  |   |                                     | 549   | 12/25/2032                                     | 1.B FE   |
| ..31397S-G2-4        | FANNIE MAE SERIES 201146 CLASS B 3.000%<br>05/25/26       |              | 09/01/2024       | Paydown              |                                 | 28,035             | 28,035    | 28,031         | 28,031   |  | 4  |   | 4   |   | 28,035  |  |   |                                     | 560   | 05/25/2026                                     | 1.A  |

E05.2

STATEMENT AS OF SEPTEMBER 30, 2024 OF THE GUARDIAN LIFE INSURANCE COMPANY OF AMERICA

**SCHEDULE D - PART 4**

Show All Long-Term Bonds and Stock Sold, Redeemed or Otherwise Disposed of During the Current Quarter

| 1                    | 2  | 3       | 4             | 5                 | 6                         | 7             | 8         | 9           | 10                                      | Change In Book/Adjusted Carrying Value   |   |   |   |  | 16  | 17                                       | 18                               | 19                            | 20   | 21                               | 22  |
|----------------------|--|---------|---------------|-------------------|---------------------------|---------------|-----------|-------------|---|--|---|---|---|--|---|--|----------------------------------|-------------------------------|--|----------------------------------|---|
|                      |  |         |               |                   |                           |               |           |             |   | 11                                       | 12                                      | 13  | 14  | 15   |   |  |                                  |                               |  |                                  |   |
| CUSIP Identification | Description  | Foreign | Disposal Date | Name of Purchaser | Number of Shares of Stock | Consideration | Par Value | Actual Cost | Prior Year Book/Adjusted Carrying Value | Unrealized Valuation Increase/(Decrease) | Current Year's (Amortization)/Accretion | Current Year's Other Than Temporary Impairment Recognized | Total Change in Book/Adjusted Carrying Value (11 + 12 - 13) | Total Foreign Exchange Change in Book /Adjusted Carrying Value | Book/Adjusted Carrying Value at Disposal Date | Foreign Exchange Gain (Loss) on Disposal | Realized Gain (Loss) on Disposal | Total Gain (Loss) on Disposal | Bond Interest/Stock Dividends Received During Year | Stated Contractual Maturity Date | NAIC Designation, NAIC Designation Modifier and SVO Administrative Symbol |
| ..31407J-DD-1        | FANNIE MAE 6 1/2% Due 9/1/2036 Mo-1 6.500%                                   |         | 09/01/2024    | Paydown           |                           | 2,298         | 2,298     | 2,562       | 2,502                                   |  | (204)                                   |   | (204)   |  | 2,298   |  |                                  |                               | 99   | 09/01/2036                       | 1.A   |
| ..31407S-EK-4        | FANNIE MAE 5 1/2% Due 11/1/2035 Mo-1 5.500%                                  |         | 09/01/2024    | Paydown           |                           | 881           | 881       | 862         | 864                                     |  | 17                                      |   | 17  |  | 881   |  |                                  |                               | 32   | 11/01/2035                       | 1.A   |
| ..31408H-PN-9        | FANNIE MAE 6% Due 1/1/2036 Mo-1 6.000%                                       |         | 09/01/2024    | Paydown           |                           | 1,295         | 1,295     | 1,309       | 1,299                                   |  | (4)                                     |   | (4)   |  | 1,295   |  |                                  |                               | 52   | 01/01/2036                       | 1.A   |
| ..3140E1-BU-6        | FANNIE MAE 3% Due 9/1/2045 Mo-1 3.000%                                       |         | 09/01/2024    | Paydown           |                           | 1,995         | 1,995     | 1,943       | 1,955                                   |  | 40                                      |   | 40  |  | 1,995   |  |                                  |                               | 40   | 09/01/2045                       | 1.A   |
| ..3140G1-GZ-6        | FANNIE MAE POOL BH9215 3.500% 01/01/48                                       |         | 09/01/2024    | Paydown           |                           | 13            | 13        | 13          | 13                                      |  |   |   |   |  | 13  |  |                                  |                               |  | 01/01/2048                       | 1.A   |
| ..3140H7-Z9-1        | FANNIE MAE POOL BJ6167 3.500% 02/01/48                                       |         | 09/01/2024    | Paydown           |                           | 6,087         | 6,087     | 6,135       | 6,128                                   |  | (40)                                    |   | (40)  |  | 6,087   |  |                                  |                               | 141  | 02/01/2048                       | 1.A   |
| ..3140HB-GA-0        | FANNIE MAE POOL BJ9192 3.500% 05/01/33                                       |         | 09/01/2024    | Paydown           |                           | 4,219         | 4,219     | 4,252       | 4,241                                   |  | (22)                                    |   | (22)  |  | 4,219   |  |                                  |                               | 98   | 05/01/2033                       | 1.A   |
| ..314008-3U-7        | FANNIE MAE POOL CA1710 4.500% 05/01/48                                       |         | 09/01/2024    | Paydown           |                           | 16,721        | 16,721    | 17,406      | 17,356                                  |  | (635)                                   |   | (635)   |  | 16,721  |  |                                  |                               | 492  | 05/01/2048                       | 1.A   |
| ..31411G-JU-7        | FANNIE MAE F1t % Due 12/1/2036 Mo-1 7.701%                                   |         | 09/01/2024    | Paydown           |                           | 2,261         | 2,261     | 2,274       | 2,264                                   |  | (3)                                     |   | (3)   |  | 2,261   |  |                                  |                               | 89   | 12/01/2036                       | 1.A   |
| ..31412S-RC-1        | FANNIE MAE 6 1/2% Due 3/1/2038 Mo-1 6.500%                                   |         | 08/01/2024    | Paydown           |                           | 89,266        | 89,266    | 99,517      | 95,291                                  |  | (6,025)                                 |   | (6,025)   |  | 89,266  |  |                                  |                               | 3,866  | 03/01/2038                       | 1.A   |
| ..31413D-S5-7        | FANNIE MAE 6 1/2% Due 8/1/2037 Mo-1 6.500%                                   |         | 09/01/2024    | Paydown           |                           | 4,741         | 4,741     | 5,285       | 5,057                                   |  | (316)                                   |   | (316)   |  | 4,741   |  |                                  |                               | 206  | 08/01/2037                       | 1.A   |
| ..31413L-LL-1        | FANNIE MAE 6% Due 8/1/2037 Mo-1 6.000%                                       |         | 09/01/2024    | Paydown           |                           | 2,768         | 2,768     | 3,053       | 2,971                                   |  | (203)                                   |   | (203)   |  | 2,768   |  |                                  |                               | 111  | 08/01/2037                       | 1.A   |
| ..31413T-T9-3        | FANNIE MAE 6 1/2% Due 11/1/2037 Mo-1 6.500%                                  |         | 09/01/2024    | Paydown           |                           | 7,693         | 7,693     | 8,576       | 8,283                                   |  | (590)                                   |   | (590)   |  | 7,693   |  |                                  |                               | 329  | 11/01/2037                       | 1.A   |
| ..31414P-U3-1        | FANNIE MAE 6 1/2% Due 2/1/2038 Mo-1 6.500%                                   |         | 09/01/2024    | Paydown           |                           | 4,258         | 4,258     | 4,747       | 4,650                                   |  | (393)                                   |   | (393)   |  | 4,258   |  |                                  |                               | 187  | 02/01/2038                       | 1.A   |
| ..31414R-CN-3        | FANNIE MAE 5% Due 3/1/2038 Mo-1 5.000%                                       |         | 09/01/2024    | Paydown           |                           | 29,019        | 29,019    | 31,664      | 30,808                                  |  | (1,790)                                 |   | (1,790)   |  | 29,019  |  |                                  |                               | 885  | 03/01/2038                       | 1.A   |
| ..31414R-PN-9        | FANNIE MAE 5% Due 4/1/2038 Mo-1 5.000%                                       |         | 09/01/2024    | Paydown           |                           | 8,276         | 8,276     | 9,031       | 8,767                                   |  | (491)                                   |   | (491)   |  | 8,276   |  |                                  |                               | 276  | 04/01/2038                       | 1.A   |
| ..31416V-R9-7        | FANNIE MAE 6 1/2% Due 11/1/2038 Mo-1 6.500%                                  |         | 09/01/2024    | Paydown           |                           | 5,138         | 5,138     | 5,728       | 5,507                                   |  | (370)                                   |   | (370)   |  | 5,138   |  |                                  |                               | 223  | 11/01/2038                       | 1.A   |
| ..31417B-NC-7        | FANNIE MAE 3 1/2% Due 4/1/2042 Mo-1 3.500%                                   |         | 09/01/2024    | Paydown           |                           | 2,746         | 2,746     | 2,789       | 2,775                                   |  | (29)                                    |   | (29)  |  | 2,746   |  |                                  |                               | 64   | 04/01/2042                       | 1.A   |
| ..31417E-MS-7        | FANNIE MAE 3% Due 1/1/2043 Mo-1 3.000%                                       |         | 09/01/2024    | Paydown           |                           | 5,934         | 5,934     | 5,780       | 5,802                                   |  | 132                                     |   | 132   |  | 5,934   |  |                                  |                               | 119  | 01/01/2043                       | 1.A   |
| ..31417F-NR-5        | FANNIE MAE 3% Due 2/1/2043 Mo-1 3.000%                                       |         | 09/01/2024    | Paydown           |                           | 1,585         | 1,585     | 1,544       | 1,549                                   |  | 36                                      |   | 36  |  | 1,585   |  |                                  |                               | 32   | 02/01/2043                       | 1.A   |
| ..31417G-T5-5        | FANNIE MAE 3 1/2% Due 6/1/2043 Mo-1 3.500%                                   |         | 09/01/2024    | Paydown           |                           | 2,364         | 2,364     | 2,400       | 2,391                                   |  | (28)                                    |   | (28)  |  | 2,364   |  |                                  |                               | 55   | 06/01/2043                       | 1.A   |
| ..31418A-XY-9        | FANNIE MAE 4 1/2% Due 9/1/2043 Mo-1 4.500%                                   |         | 09/01/2024    | Paydown           |                           | 7,185         | 7,185     | 7,747       | 7,707                                   |  | (523)                                   |   | (523)   |  | 7,185   |  |                                  |                               | 216  | 09/01/2043                       | 1.A   |
| ..31418B-V5-2        | FANNIE MAE 3% Due 10/1/2045 Mo-1 3.000%                                      |         | 09/01/2024    | Paydown           |                           | 2,597         | 2,597     | 2,530       | 2,543                                   |  | 54                                      |   | 54  |  | 2,597   |  |                                  |                               | 49   | 10/01/2045                       | 1.A   |
| ..31418C-HT-4        | FANNIE MAE POOL MA2941 3.500% 03/01/32                                       |         | 09/01/2024    | Paydown           |                           | 17,096        | 17,096    | 17,230      | 17,182                                  |  | (86)                                    |   | (86)  |  | 17,096  |  |                                  |                               | 401  | 03/01/2032                       | 1.A   |
| ..31418C-RC-0        | FANNIE MAE POOL MA3182 3.500% 11/01/47                                       |         | 09/01/2024    | Paydown           |                           | 28,308        | 28,308    | 28,528      | 28,506                                  |  | (198)                                   |   | (198)   |  | 28,308  |  |                                  |                               | 675  | 11/01/2047                       | 1.A   |
| ..31418C-U7-7        | FANNIE MAE POOL MA3305 3.500% 03/01/48                                       |         | 09/01/2024    | Paydown           |                           | 39,664        | 39,664    | 39,619      | 39,623                                  |  | 41                                      |   | 41  |  | 39,664  |  |                                  |                               | 921  | 03/01/2048                       | 1.A   |
| ..31418C-U8-5        | FANNIE MAE POOL MA3306 4.000% 03/01/48                                       |         | 09/01/2024    | Paydown           |                           | 63,763        | 63,763    | 64,919      | 64,806                                  |  | (1,043)                                 |   | (1,043)   |  | 63,763  |  |                                  |                               | 1,744  | 03/01/2048                       | 1.A   |
| ..31418C-W2-6        | FANNIE MAE POOL MA3364 3.500% 05/01/33                                       |         | 09/01/2024    | Paydown           |                           | 16,036        | 16,036    | 16,161      | 16,120                                  |  | (84)                                    |   | (84)  |  | 16,036  |  |                                  |                               | 375  | 05/01/2033                       | 1.A   |
| ..59259N-ZH-9        | METRO TRANS AUTH NY DEDICATED TAX FD BUILD AMERICA BONDS-TXB 7.336% 11/15/39 |         | 08/09/2024    | Call              | 118,4230                  | 870,409       | 735,000   | 789,522     | 774,747                                 |  | (999)                                   |   | (999)   |  | 773,748                                       |  | (38,748)                         | (38,748)                      | 174,950  | 11/15/2039                       | 1.C FE  |
| ..709224-FS-3        | PENNSYLVANIA ST TURNPIKE COMM 5% Due 12/1/2039 JD1 5.000% 12/01/39           |         | 09/12/2024    | Tax Free Exchange |                           | 2,006,685     | 2,000,000 | 2,259,220   | 2,027,711                               |  | (21,025)                                |   | (21,025)  |  | 2,006,685                                     |  |                                  |                               | 78,056   | 12/01/2039                       | 1.D FE  |

STATEMENT AS OF SEPTEMBER 30, 2024 OF THE GUARDIAN LIFE INSURANCE COMPANY OF AMERICA

**SCHEDULE D - PART 4**

Show All Long-Term Bonds and Stock Sold, Redeemed or Otherwise Disposed of During the Current Quarter

| 1   | 2   | 3       | 4             | 5                 | 6                         | 7             | 8         | 9           | 10                                      | Change In Book/Adjusted Carrying Value   |   |   |   |  | 16  | 17                                       | 18                               | 19                            | 20   | 21                               | 22  |        |
|---|---|---------|---------------|-------------------|---------------------------|---------------|-----------|-------------|---|--|---|---|---|--|---|--|----------------------------------|-------------------------------|--|----------------------------------|---|--------|
|   |   |         |               |                   |                           |               |           |             |   | 11                                       | 12                                      | 13  | 14  | 15   |   |  |                                  |                               |  |                                  |   |        |
| CUSIP Identification                                | Description   | Foreign | Disposal Date | Name of Purchaser | Number of Shares of Stock | Consideration | Par Value | Actual Cost | Prior Year Book/Adjusted Carrying Value | Unrealized Valuation Increase/(Decrease) | Current Year's (Amortization)/Accretion | Current Year's Other Than Temporary Impairment Recognized | Total Change in Book/Adjusted Carrying Value (11 + 12 - 13) | Total Foreign Exchange Change in Book /Adjusted Carrying Value | Book/Adjusted Carrying Value at Disposal Date | Foreign Exchange Gain (Loss) on Disposal | Realized Gain (Loss) on Disposal | Total Gain (Loss) on Disposal | Bond Interest/Stock Dividends Received During Year | Stated Contractual Maturity Date | NAIC Designation, NAIC Designation Modifier and SVO Administrative Symbol |        |
| ..917565-LB-7                                       | UTAH TRAN AUTH BUILD AMERICA BONDS - SER B 5.937% 06/15/39                              |         | 08/30/2024    | Call              | 109.6780                  |               |           | 19,742,040  | 18,000,000                              | 18,071,425                               | 18,046,668                              |   | (2,821)   |  | (2,821)                                       | 18,043,847                               |                                  | (43,847)                      | (43,847)   | 2,499,008                        | 06/15/2039  | 1.C FE |
| 0909999999 Subtotal - Bonds - U.S. Special Revenues |   |         |               |                   |                           |               |           |             |   |  |   |   |   |  |   |  |                                  |                               |  |                                  |   |        |
|   |   |         |               |                   |                           |               |           | 23,292,480  | 21,408,346                              | 21,816,607                               | 21,536,563                              |   | (38,937)  |  | (38,937)                                      | 21,497,626                               |                                  | (82,595)                      | (82,595)   | 2,771,412                        | XXX   | XXX    |
| ..000780-MP-8                                       | AMAC 2003-11 5 1/2% Due 10/25/2033 Mo-1 5.500% 10/25/33                                 |         | 09/01/2024    | Paydown           |                           |               | 1,154     | 1,154       | 1,221                                   | 1,213                                    |   | (59)  |   | (59)   | 1,154   |  |                                  |                               | 42   | 10/25/2033                       | 1.A FM  |        |
| ..00150*-AA-6                                       | AIA COLCHIS LLC SENIOR SECURED NOTES 4.460% 12/31/31                                    |         | 08/10/2024    | Redemption        | 100.0000                  |               | 352,461   | 352,461     | 352,461                                 | 352,461                                  |   |   |   |  | 352,461                                       |  |                                  |                               | 11,790   | 12/31/2031                       | 2.B PL  |        |
| ..00176@-AA-4                                       | AMF FLORENCE LLC AMF FLORENCE LLC 3.210% 12/31/35                                       |         | 09/30/2024    | Redemption        | 100.0000                  |               | 962,823   | 962,823     | 962,823                                 | 962,823                                  |   |   |   |  | 962,823                                       |  |                                  |                               | 23,185   | 12/31/2035                       | 2.B PL  |        |
| ..00184@-AA-4                                       | AMAZON EUCLID CTL AMAZON EUCLID CTL 4.095% 06/30/39                                     |         | 09/30/2024    | Redemption        | 100.0000                  |               | 21,068    | 21,068      | 21,068                                  | 21,068                                   |   |   |   |  | 21,068  |  |                                  |                               | 575  | 06/30/2039                       | 1.D   |        |
| ..00191#-AA-3                                       | AMAZON TUCSCON CTL AMAZON TUCSCON CTL 4.095% 08/31/39                                   |         | 09/30/2024    | Redemption        | 100.0000                  |               | 39,272    | 39,272      | 39,272                                  | 39,272                                   |   |   |   |  | 39,272  |  |                                  |                               | 1,074  | 08/31/2039                       | 1.D   |        |
| ..00191@-AA-5                                       | AMAZON OKC CTL AMAZON OKC CTL 4.233% 09/30/39   |         | 09/30/2024    | Redemption        | 100.0000                  |               | 58,614    | 58,614      | 58,614                                  | 58,614                                   |   |   |   |  | 58,614  |  |                                  |                               | 1,655  | 09/30/2039                       | 1.E   |        |
| ..00193*-AA-5                                       | AMAZON TULSA CTL AMAZON TULSA CTL 4.233% 09/30/39                                       |         | 09/30/2024    | Redemption        | 100.0000                  |               | 39,398    | 39,398      | 39,398                                  | 39,287                                   | 111                                     |   | 111   |  | 39,398  |  |                                  |                               | 1,439  | 09/30/2039                       | 1.D   |        |
| ..00230@-AA-8                                       | AT&T PORTFOLIO 00230@AA8 4.003% 05/15/46 AMERICAN AIRLINES/AADVAN BASIC 5.500% 04/20/26 |         | 09/15/2024    | Various           |                           |               | 61,574    | 61,574      | 62,190                                  | 62,150                                   | (576)                                   |   | (576)   | 61,574   |   |  |                                  |                               | 1,644  | 05/15/2046                       | 2.B   |        |
| ..00253X-AA-9                                       | ADVANTAGE CAPITAL COMMUNITY ADVANTAGE CAPITAL COMMUNITY 0.001% 03/01/25                 |         | 07/23/2024    | Redemption        | 100.0000                  |               | 131,250   | 131,250     | 131,250                                 | 131,250                                  |   |   |   |  | 131,250                                       |  |                                  |                               | 5,454  | 04/20/2026                       | 3.A FE  |        |
| ..00796#-AA-2                                       | ADVANTAGE CAPITAL GROW NEW JER INVESTOR III LLC SENIOR NOTES 0.001% 03/01/28            |         | 09/01/2024    | Redemption        | 100.0000                  |               | 687,500   | 687,500     | 512,560                                 | 660,404                                  | 27,096                                  |   | 27,096  | 687,500  |   |  |                                  |                               |  | 03/01/2025                       | 1.E   |        |
| ..00800*-AA-0                                       | ADVANTAGE CAPITAL 2019 ST TAX ADVANTAGE CAPITAL 2019 ST TAX 0.001% 01/15/29             |         | 09/01/2024    | Redemption        | 100.0000                  |               | 1,250,000 | 1,250,000   | 908,725                                 | 1,119,518                                | 130,482                                 |   | 130,482   | 1,250,000  |   |  |                                  |                               |  | 03/01/2028                       | 1.E PL  |        |
| ..00804*-AC-2                                       | ADVANTAGE CAPITAL 2019 ST TAX ADVANTAGE CAPITAL 2019 ST TAX 0.001% 01/15/29             |         | 07/01/2024    | Redemption        | 100.0000                  |               | (190,271) | (190,271)   | (190,271)                               | (171,858)                                | (18,413)                                |   | (18,413)  | (190,271)  |   |  |                                  |                               |  | 01/15/2029                       | 1.D   |        |
| ..00804*-AC-2                                       | ADVANTAGE CAPITAL CONNETICUT P SERIES C 0.001% 09/01/25                                 |         | 09/01/2024    | Redemption        | 100.0000                  |               | 144,480   | 144,480     | 340,000                                 | 170,385                                  | (25,905)                                |   | (25,905)  | 144,480  |   |  |                                  |                               | (1)  | 01/15/2029                       | 1.E   |        |
| ..00835#-AC-1                                       | ADVANTAGE CAPITAL CONNETICUT P SERIES D 0.001% 09/01/25                                 |         | 09/01/2024    | Redemption        | 100.0000                  |               | 172,419   | 172,419     | 340,000                                 | 197,838                                  | (25,419)                                |   | (25,419)  | 172,419  |   |  |                                  |                               |  | 09/01/2025                       | 1.A FE  |        |
| ..009098-A*-5                                       | AMAZON FORT WORTH CTL AMAZON FORT WORTH CTL 4.494% 11/10/39                             |         | 09/10/2024    | Redemption        | 100.0000                  |               | 42,070    | 42,070      | 42,070                                  | 42,070                                   |   |   |   |  | 42,070  |  |                                  |                               | 1,159  | 11/10/2039                       | 1.E   |        |
| ..00910G-A*-4                                       | AMAZON SAN BERNARDINO CTL AMAZON SAN BERNARDINO CTL 4.494% 03/10/41                     |         | 09/10/2024    | Redemption        | 100.0000                  |               | 75,793    | 75,793      | 75,793                                  | 75,793                                   |   |   |   |  | 75,793  |  |                                  |                               | 2,105  | 03/10/2041                       | 1.E   |        |
| ..00914A-AK-8                                       | AIR LEASE CORP BASIC 3.125% 12/01/30  |         | 07/31/2024    | Redemption        | 100.0000                  |               | 8,482,075 | 9,500,000   | 7,813,370                               | 8,053,490                                | 101,152                                 |   | 101,152   | 8,154,642  |   | 327,433                                  | 327,433                          |                               | 197,917  | 12/01/2030                       | 2.B FE  |        |
| ..01185*-AA-3                                       | ALASKA VENTURES LLC ALASKA VENTURES LLC 4.670% 06/30/33                                 |         | 09/30/2024    | Redemption        | 100.0000                  |               | 534,958   | 534,958     | 534,958                                 | 534,958                                  |   |   |   |  | 534,958                                       |  |                                  |                               | 18,737   | 06/30/2033                       | 2.C PL  |        |
| ..01185*-AB-1                                       | ALASKA VENTURES LLC ALASKA VENTURES LLC 4.670% 06/30/33                                 |         | 09/30/2024    | Redemption        | 100.0000                  |               | 50,470    | 50,470      | 50,470                                  | 49,233                                   | 1,238                                   |   | 1,238   | 50,470   |   |  |                                  |                               | 2,970  | 06/30/2033                       | 2.C PL  |        |
| ..021345-AA-1                                       | ALTA WIND HOLDINGS LLC 7% Due 6/30/2035 JD31 7.000% 06/30/35                            |         | 07/01/2024    | Redemption        | 100.0000                  |               | (5,610)   | (5,610)     | (6,125)                                 | (6,152)                                  | 542                                     |   | 542   | (5,610)  |   |  |                                  |                               | 4,484  | 06/30/2035                       | 2.C FE  |        |
| ..02361@-AA-5                                       | AMEREN TRANSMISSION COMPANY AMEREN TRANSMISSION COMPANY 3.430% 08/31/50                 |         | 08/31/2024    | Redemption        | 100.0000                  |               | 1,100,000 | 1,100,000   | 1,100,000                               | 1,100,000                                |   |   |   |  | 1,100,000                                     |  |                                  |                               | 37,730   | 08/31/2050                       | 1.F FE  |        |
| ..02660T-DM-2                                       | American Home Mortgage Investm SERIES 20051 CLASS M1 5.825% 06/25/45                    |         | 09/25/2024    | Paydown           |                           |               | (20,354)  | (18,370)    | (19,083)                                | (19,083)                                 | (108)                                   |   | (108)   | (19,191)   |   | 19,191                                   | 19,191                           |                               | 604  | 06/25/2045                       | 1.G FM  |        |

E05.4



STATEMENT AS OF SEPTEMBER 30, 2024 OF THE GUARDIAN LIFE INSURANCE COMPANY OF AMERICA

**SCHEDULE D - PART 4**

Show All Long-Term Bonds and Stock Sold, Redeemed or Otherwise Disposed of During the Current Quarter

| 1                    | 2   | 3            | 4                | 5                          | 6                               | 7                  | 8          | 9              | 10   | Change In Book/Adjusted Carrying Value             |  |   |   |   | 16  | 17   | 18  | 19                                  | 20  | 21   | 22   |
|----------------------|---|--------------|------------------|----------------------------|---------------------------------|--------------------|------------|----------------|--|--|--|---|---|---|---|--|---|-------------------------------------|---|--|--|
|                      |   |              |                  |                            |                                 |                    |            |                |  | 11   | 12   | 13  | 14  | 15  |   |  |   |                                     |   |  |  |
| CUSIP Identification | Description   | For-<br>eign | Disposal<br>Date | Name<br>of Purchaser       | Number of<br>Shares of<br>Stock | Consid-<br>eration | Par Value  | Actual<br>Cost | Prior Year<br>Book/<br>Adjusted<br>Carrying<br>Value | Unrealized<br>Valuation<br>Increase/<br>(Decrease) | Current<br>Year's<br>(Amor-<br>tization)/<br>Accretion | Current<br>Year's<br>Other Than<br>Temporary<br>Impairment<br>Recogn-<br>ized | Total<br>Change in<br>Book/<br>Adjusted<br>Carrying<br>Value<br>(11 + 12 -<br>13) | Total<br>Foreign<br>Exchange<br>Change in<br>Book<br>/Adjusted<br>Carrying<br>Value | Book/<br>Adjusted<br>Carrying<br>Value at<br>Disposal<br>Date | Foreign<br>Exchange<br>Gain<br>(Loss) on<br>Disposal | Realized<br>Gain<br>(Loss) on<br>Disposal | Total Gain<br>(Loss) on<br>Disposal | Bond<br>Interest/<br>Stock<br>Dividends<br>Received<br>During<br>Year | Stated<br>Con-<br>tractual<br>Maturity<br>Date | NAIC<br>Desig-<br>nation,<br>NAIC<br>Desig-<br>nation<br>Modifier<br>and<br>SVO<br>Admini-<br>strative<br>Symbol |
| ..02665W-DN-8        | AMERICAN HONDA FINANCE BASIC 1.000%   |              | 09/30/2024       | J.P. MORGAN                |                                 | 14,551,200         | 15,000,000 | 13,725,600     | 14,298,725   |  | 305,235  |   | 305,235   |   | 14,603,960  |  | (52,760)                                  | (52,760)                            | 158,750   | 09/10/2025                                     | 1.G FE   |
| ..031100-L*-9        | AMETEK INC SENIOR NOTES 3.730% 09/30/24                                       |              | 09/30/2024       | Maturity                   |                                 | 10,000,000         | 10,000,000 | 10,000,000     | 10,000,000   |  |  |   |   |   | 10,000,000  |  |   | 373,000                             | 09/30/2024  | 2.A  |  |
| ..03464H-AA-3        | Angel Oak Mortgage Trust SERIES 20225 CLASS A1 4.500% 05/25/67                |              | 09/01/2024       | Paydown                    |                                 | 347,558            | 347,558    | 335,339        | 335,373  |  | 12,185   |   | 12,185  |   | 347,558   |  |   |                                     | 10,394  | 05/25/2067                                     | 1.A FE   |
| ..03464P-AA-5        | Angel Oak Mortgage Trust SERIES 20222 CLASS A1 3.353% 01/25/67                |              | 09/01/2024       | Paydown                    |                                 | 103,514            | 103,514    | 92,839         | 93,180   |  | 10,334   |   | 10,334  |   | 103,514   |  |   |                                     | 2,279   | 01/25/2067                                     | 1.A FE   |
| ..03464T-AA-7        | Angel Oak Mortgage Trust SERIES 20216 CLASS A1 4.000% 01/25/67                |              | 09/01/2024       | Paydown                    |                                 | 23,972             | 23,972     | 23,259         |  |  | 714  |   | 714   |   | 23,972  |  |   |                                     | 80  | 01/25/2067                                     | 1.A FE   |
| ..03465J-AA-8        | Angel Oak Mortgage Trust SERIES 20224 CLASS A1 1.458% 09/25/66                |              | 09/01/2024       | Paydown                    |                                 | 168,251            | 168,251    | 133,891        | 135,105  |  | 33,146   |   | 33,146  |   | 168,251   |  |   |                                     | 1,649   | 09/25/2066                                     | 1.A  |
| ..03465K-AA-5        | Angel Oak Mortgage Trust SERIES 20224 CLASS A1 4.650% 05/25/67                |              | 09/01/2024       | Paydown                    |                                 | 277,703            | 277,703    | 263,905        | 264,017  |  | 13,686   |   | 13,686  |   | 277,703   |  |   |                                     | 8,979   | 05/25/2067                                     | 1.A FE   |
| ..03465X-AA-7        | Angel Oak Mortgage Trust SERIES 20241 CLASS A1 5.210% 08/25/68                |              | 09/01/2024       | Paydown                    |                                 | 368,947            | 368,947    | 364,105        |  |  | 4,842  |   | 4,842   |   | 368,947   |  |   |                                     | 2,234   | 08/25/2068                                     | 1.A FE   |
| ..03523T-BF-4        | ANHEUSER-BUSCH INBEV WOR BASIC 8.200%   |              | 07/31/2024       | WELLS FARGO SECURITIES LLC |                                 | 7,135,040          | 5,500,000  | 7,026,745      |  |  | (12,458)   |   | (12,458)  |   | 7,014,287   |  | 120,753                                   | 120,753                             | 245,544   | 01/15/2039                                     | 1.G FE   |
| ..038336-F*-9        | APTARGROUP, INC APTARGROUP UK HOLDINGS LIMITED 1.170% 07/19/24                | B            | 07/19/2024       | Maturity                   |                                 | 16,323,000         | 16,323,000 | 17,161,500     | 16,558,500   |  |  |   | 603,000   | 16,323,000  | (838,500)   |  | (838,500)                                 | 191,120                             | 07/19/2024  | 2.C  |  |
| ..039482-AB-0        | ARCHER-DANIELS-MIDLAND C BASIC 3.250%   |              | 03/27/30         | J.P. MORGAN                |                                 | 1,434,900          | 1,500,000  | 1,429,065      | 1,441,005  |  | 6,343  |   | 6,343   |   | 1,447,349   |  | (12,449)                                  | (12,449)                            | 49,292  | 03/27/2030                                     | 1.F FE   |
| ..040104-FW-6        | Argent Securities Inc SERIES 2004W3 CLASS A3 5.780% 02/25/34                  |              | 09/25/2024       | Paydown                    |                                 | 57,646             | 57,646     | 56,727         | 56,838   |  | 807  |   | 807   |   | 57,646  |  |   |                                     | 1,421   | 02/25/2034                                     | 1.A FM   |
| ..04542B-KC-5        | Asset Backed Funding Certifica SERIES 2004OPT5 CLASS M1 6.095% 03/25/34       |              | 09/27/2024       | Paydown                    |                                 | 22,099             | 22,099     | 21,988         | 22,002   |  | 97   |   | 97  |   | 22,099  |  |   |                                     | 668   | 03/25/2034                                     | 1.A FM   |
| ..04686J-AA-9        | ATHENE HOLDING LTD BASIC 4.125% 01/12/28                                      |              | 07/31/2024       | WELLS FARGO SECURITIES LLC |                                 | 4,874,800          | 5,000,000  | 4,827,450      | 4,868,018  |  | 17,568   |   | 17,568  |   | 4,885,585   |  | (10,785)                                  | (10,785)                            | 217,135   | 01/12/2028                                     | 2.A FE   |
| ..04774#-AA-0        | ATLANTA FALCONS STADIUM COMPAN SENIOR SECURED NOTES 3.590% 09/01/42           |              | 09/01/2024       | Redemption 100.0000        |                                 | 94,647             | 94,647     | 94,647         | 94,647   |  |  |   |   |   | 94,647  |  |   |                                     | 3,398   | 09/01/2042                                     | 2.B PL   |
| ..04774#-AB-8        | ATLANTA FALCONS STADIUM COMPAN SENIOR SECURED NOTES 3.590% 09/01/42           |              | 09/01/2024       | Redemption 100.0000        |                                 | 63,098             | 63,098     | 63,098         | 63,098   |  |  |   |   |   | 63,098  |  |   |                                     | 2,265   | 09/01/2042                                     | 2.B PL   |
| ..05237*-AE-4        | AUSTIN POWDER HOLDINGS COMPANY AUSTIN POWDER HOLDINGS COMPANY 4.600% 01/15/25 |              | 09/09/2024       | Redemption 100.0000        |                                 | 3,000,000          | 3,000,000  | 3,041,580      | 3,008,641  |  | (8,641)  |   | (8,641)   |   | 3,000,000   |  |   |                                     | 158,700   | 01/15/2025                                     | 2.B PL   |
| ..05237*-AF-1        | AUSTIN POWDER HOLDINGS COMPANY 4 3/4% Due 5/1/2025 MN1 4.750% 05/01/25        |              | 09/09/2024       | Redemption 100.0000        |                                 | 8,000,000          | 8,000,000  | 7,856,180      | 7,907,528  |  | 92,472   |   | 92,472  |   | 8,000,000   |  |   |                                     | 325,111   | 05/01/2025                                     | 2.B PL   |
| ..05237*-AH-7        | AUSTIN POWDER HOLDINGS COMPANY 4.64% Due 2/13/2026 FA13 4.640% 02/13/26       |              | 09/11/2024       | Redemption 100.0000        |                                 | 8,000,000          | 8,000,000  | 8,000,000      | 8,000,000  |  |  |   |   |   | 8,000,000   |  |   |                                     | 413,716   | 02/13/2026                                     | 2.B PL   |
| ..05279#-AA-9        | AMERCEN PROPERTIES LLC AMERCEN PROPERTIES LLC - AUTOL 4.101% 08/15/34         |              | 09/15/2024       | Redemption 100.0000        |                                 | 146,436            | 146,436    | 146,436        | 146,436  |  |  |   |   |   | 146,436   |  |   |                                     | 4,005   | 08/15/2034                                     | 2.B  |
| ..053773-BF-3        | AVIS RENT A CAR INC BASIC 5.375% 03/01/29                                     |              | 07/15/2024       | Various                    |                                 | 1,840,340          | 2,000,000  | 1,801,505      | 1,834,145  |  | 14,513   |   | 14,513  |   | 1,848,658   |  | (8,318)                                   | (8,318)                             | 94,063  | 03/01/2029                                     | 4.A FE   |
| ..05555L-AA-9        | BGC GROUP INC BASIC 6.600% 06/10/29   |              | 09/30/2024       | Tax Free Exchange          |                                 | 19,988,337         | 19,982,000 | 19,988,134     |  |  | 203  |   | 203   |   | 19,988,337  |  |   |                                     | 403,172   | 06/10/2029                                     | 2.C FE   |
| ..055729-AH-0        | BSOF SRT I LP & BSOF SRT I OFF BSOF SRT I LP & BSOF SRT I OFF 7.730% 06/30/30 |              | 08/12/2024       | Redemption 100.0000        |                                 | 119,803            | 119,803    | 119,803        |  |  |  |   |   |   | 119,803   |  |   |                                     | 4,913   | 06/30/2030                                     | 2.B PL   |
| ..05590#-AA-9        | ESSENTIAL FACILITIES-BPHQ, LLC ESSENTIAL FACILITIES-BPHQ, LLC 3.540% 11/15/32 |              | 09/15/2024       | Redemption 100.0000        |                                 | 401,528            | 401,528    | 399,265        | 400,004  |  | 1,524  |   | 1,524   |   | 401,528   |  |   |                                     | 9,411   | 11/15/2032                                     | 1.F  |
| ..05607B-AA-9        | BXGNT 2017-A 2.950% 10/04/32  |              | 09/02/2024       | Paydown                    |                                 | 45,743             | 45,743     | 45,742         | 45,743   |  |  |   |   |   | 45,743  |  |   |                                     | 912   | 10/04/2032                                     | 1.F FE   |
| ..05948X-YD-7        | BOAMS 2003-J Adj % Due 11/25/2033 Mo-1 5.071% 11/25/33                        |              | 09/01/2024       | Paydown                    |                                 | 6,533              | 6,533      | 6,214          | 6,344  |  | 189  |   | 189   |   | 6,533   |  |   |                                     | 222   | 11/25/2033                                     | 1.A FM   |
| ..05948X-YD-7        | BOAMS 2003-J Adj % Due 11/25/2033 Mo-1 5.071% 11/25/33                        |              | 09/01/2024       | Paydown                    |                                 | 1,853              | 1,853      | 1,844          | 1,845  |  | 8  |   | 8   |   | 1,853   |  |   |                                     | 63  | 11/25/2033                                     | 1.C FM   |

E05.5

STATEMENT AS OF SEPTEMBER 30, 2024 OF THE GUARDIAN LIFE INSURANCE COMPANY OF AMERICA

**SCHEDULE D - PART 4**

Show All Long-Term Bonds and Stock Sold, Redeemed or Otherwise Disposed of During the Current Quarter

| 1                    | 2   | 3       | 4             | 5                          | 6                         | 7             | 8          | 9           | 10                                      | Change In Book/Adjusted Carrying Value   |   |   |   |  | 16  | 17                                       | 18                               | 19                            | 20   | 21                               | 22  |
|----------------------|---|---------|---------------|----------------------------|---------------------------|---------------|------------|-------------|---|--|---|---|---|--|---|--|----------------------------------|-------------------------------|--|----------------------------------|---|
|                      |   |         |               |                            |                           |               |            |             |   | 11                                       | 12                                      | 13  | 14  | 15   |   |  |                                  |                               |  |                                  |   |
| CUSIP Identification | Description   | Foreign | Disposal Date | Name of Purchaser          | Number of Shares of Stock | Consideration | Par Value  | Actual Cost | Prior Year Book/Adjusted Carrying Value | Unrealized Valuation Increase/(Decrease) | Current Year's (Amortization)/Accretion | Current Year's Other Than Temporary Impairment Recognized | Total Change in Book/Adjusted Carrying Value (11 + 12 - 13) | Total Foreign Exchange Change in Book /Adjusted Carrying Value | Book/Adjusted Carrying Value at Disposal Date | Foreign Exchange Gain (Loss) on Disposal | Realized Gain (Loss) on Disposal | Total Gain (Loss) on Disposal | Bond Interest/Stock Dividends Received During Year | Stated Contractual Maturity Date | NAIC Designation, NAIC Designation Modifier and SVO Administrative Symbol |
| ..05950D-AD-2        | Banc of America Funding Corpor 5.89140% Due 6/20/2036 Mo-1 6.293% 06/20/36    |         | 09/01/2024    | Paydown                    |                           | 4,893         | 4,939      | 4,692       | 4,727                                   |  | 210                                     |   | 210   |  | 4,937   |  | (43)                             | (43)                          | 184  | 06/20/2036                       | 1.A FM  |
| ..05951U-AE-1        | BAFC 2006-8T2 5.8341% Due 10/25/2036 Mo-1 5.834% 10/25/36                     |         | 09/01/2024    | Paydown                    |                           | 21,406        | 22,608     | 18,613      | 19,249                                  |  | 3,184                                   |   | 3,184   |  | 22,434  |  | (1,028)                          | (1,028)                       | 738  | 10/25/2036                       | 1.A FM  |
| ..06051G-DM-8        | Banc of America Funding Corpor Adj Due 5/25/2035 Mo-1 5.564% 05/25/35         |         | 09/01/2024    | Paydown                    |                           | 16,980        | 16,980     | 17,070      | 17,029                                  |  | (49)                                    |   | (49)  |  | 16,980  |  |                                  |                               | 559  | 05/25/2035                       | 1.B FM  |
| ..07030U-AA-0        | BASTION FUNDING I, LLC BASTION FUNDING I, LLC 7.119% 04/25/38                 |         | 09/25/2024    | Redemption 100.0000        |                           | 818,622       | 818,622    | 818,622     | 818,622                                 |  |   |   |   |  | 818,622                                       |  |                                  |                               | 38,753   | 04/25/2038                       | 1.F PL  |
| ..07123#-AA-1        | BATON ROUGE HOSPITAL ENERGY BATON ROUGE HOSPITAL ENERGY 4.320% 12/15/37       |         | 09/15/2024    | Redemption 100.0000        |                           | 26,118        | 26,118     | 26,118      | 26,118                                  |  |   |   |   |  | 26,118  |  |                                  |                               | 752  | 12/15/2037                       | 1.G   |
| ..07124#-AA-0        | BATON ROUGE ENERGY PARTNERS, BATON ROUGE ENERGY PARTNERS, 3.520% 10/15/39     |         | 09/15/2024    | Redemption 100.0000        |                           | 158,863       | 158,863    | 158,863     | 158,863                                 |  |   |   |   |  | 158,863                                       |  |                                  |                               | 3,728  | 10/15/2039                       | 2.A   |
| ..07325H-AL-9        | BAYVIEW FINANCIAL ACQUISITION SERIES 2006D CLASS M1 5.499% 12/28/36           |         | 09/29/2024    | Paydown                    |                           | 187,112       | 187,112    | 180,951     | 181,490                                 |  | 5,622                                   |   | 5,622   |  | 187,112                                       |  |                                  |                               | 5,560  | 12/28/2036                       | 1.A FM  |
| ..07386H-GH-8        | BALTA 2003-3 SERIES 20043 CLASS M1 5.825% 04/25/34                            |         | 09/26/2024    | Paydown                    |                           |               |            |             |   |  |   |   |   |  |   |  |                                  |                               |  | 04/25/2034                       | 1.A FM  |
| ..07386H-VM-0        | BALTA 2003-3 SERIES 20057 CLASS M1 5.679% 08/25/35                            |         | 09/25/2024    | Paydown                    |                           | 353,884       | 353,884    | 330,026     | 342,480                                 |  | 11,403                                  |   | 11,403  |  | 353,884                                       |  |                                  |                               | 12,175   | 08/25/2035                       | 1.A FM  |
| ..07387#-AA-2        | BEAR SWAMP FINANCE SENIOR SECURED NOTES 4.890% 09/30/25                       |         | 09/30/2024    | Redemption 100.0000        |                           | 419,632       | 419,632    | 419,632     | 417,696                                 |  | 1,937                                   |   | 1,937   |  | 419,632                                       |  |                                  |                               | 13,528   | 09/30/2025                       | 3.A PL  |
| ..08162T-AY-9        | BENCHMARK MORTGAGE TRUST SERIES 2018B7 CLASS A2 4.377% 11/15/51               |         | 09/01/2024    | Paydown                    |                           | 801           | 801        | 825         | 821                                     |  | (20)                                    |   | (20)  |  | 801   |  |                                  |                               | 23   | 11/15/2051                       | 1.A   |
| ..096630-AF-5        | BOARDWALK PIPELINES LP BASIC 4.450% 07/15/27                                  |         | 09/30/2024    | J.P. MORGAN                |                           | 501,440       | 500,000    | 568,765     | 540,509                                 |  | (9,020)                                 |   | (9,020)   |  | 531,489                                       |  | (30,049)                         | (30,049)                      | 26,947   | 07/15/2027                       | 2.C FE  |
| ..10373Q-AV-2        | BP CAP MARKETS AMERICA BASIC 3.017% 01/16/27                                  |         | 07/31/2024    | WELLS FARGO SECURITIES LLC |                           | 11,547,120    | 12,000,000 | 11,553,960  | 11,690,456                              |  | 56,571                                  |   | 56,571  |  | 11,747,027                                    |  | (199,907)                        | (199,907)                     | 377,125  | 01/16/2027                       | 1.E FE  |
| ..10567#-AA-0        | BRAVES STADIUM COMPANY, LLC SENIOR SECURED NOTES 3.770% 09/30/41              |         | 09/30/2024    | Redemption 100.0000        |                           | 248,459       | 248,459    | 248,459     | 248,459                                 |  |   |   |   |  | 248,459                                       |  |                                  |                               | 9,367  | 09/30/2041                       | 2.A PL  |
| ..105690-AA-9        | BRAVO Residential Funding Trus SERIES 2021NOM3 CLASS A1 1.699% 04/25/60       |         | 09/01/2024    | Paydown                    |                           | 1,001,754     | 1,001,754  | 877,004     | 878,595                                 |  | 123,159                                 |   | 123,159   |  | 1,001,754                                     |  |                                  |                               | 11,357   | 04/25/2060                       | 1.A   |
| ..10569U-AA-3        | BRAVO Residential Funding Trus SERIES 2023NOM5 CLASS A1 6.505% 06/25/63       |         | 09/01/2024    | Paydown                    |                           | 365,146       | 365,146    | 362,636     | 362,641                                 |  | 2,505                                   |   | 2,505   |  | 365,146                                       |  |                                  |                               | 16,013   | 06/25/2063                       | 1.A FE  |
| ..105933-AA-3        | BRAVO Residential Funding Trus SERIES 2023NOM2 CLASS A1 4.500% 05/25/62       |         | 09/01/2024    | Paydown                    |                           | 265,079       | 265,079    | 251,162     | 251,213                                 |  | 13,866                                  |   | 13,866  |  | 265,079                                       |  |                                  |                               | 7,779  | 05/25/2062                       | 1.A FE  |
| ..11133T-AC-7        | BROADRIDGE FINANCIAL SOLUTION 3.4% Due 6/27/2026 JD27 3.400% 06/27/26         |         | 07/31/2024    | Various                    |                           | 5,822,400     | 6,000,000  | 6,129,348   | 6,032,978                               |  | (7,920)                                 |   | (7,920)   |  | 6,025,058                                     |  | (202,658)                        | (202,658)                     | 121,267  | 06/27/2026                       | 2.B FE  |
| ..11778W-AA-4        | BSOF SRT I LP and BSOF SRT OFF BSOF SRT I LP and BSOF SRT OFF 6.950% 06/30/30 |         | 08/10/2024    | Redemption 100.0000        |                           | 129,858       | 129,858    | 129,858     | 129,858                                 |  |   |   |   |  | 129,858                                       |  |                                  |                               | 6,819  | 06/30/2030                       | 2.B PL  |
| ..12061R-AC-5        | BUNKER HILL LOAN DEP TR SERIES 20192 CLASS A3 3.185% 07/25/49                 |         | 09/01/2024    | Paydown                    |                           | 130,101       | 130,101    | 130,507     | 130,468                                 |  | (367)                                   |   | (367)   |  | 130,101                                       |  |                                  |                               | 3,480  | 07/25/2049                       | 1.A   |
| ..12513G-BA-6        | CDW LLC/ CDW FINANCE 5 1/2% Due 12/1/2024 JD1 5.500% 12/01/24                 |         | 08/22/2024    | Various                    |                           | 4,000,000     | 4,000,000  | 4,000,625   | 4,000,035                               |  | (35)                                    |   | (35)  |  | 4,000,000                                     |  |                                  |                               | 159,500  | 12/01/2024                       | 2.C FE  |
| ..12523#-AA-9        | CHENIERE TUG SERVICES LLC CHENIERE TUG SERVICES LLC 6.400% 09/30/30           |         | 09/30/2024    | Redemption 100.0000        |                           | 222,620       | 222,620    | 222,620     | 222,620                                 |  |   |   |   |  | 222,620                                       |  |                                  |                               | 10,686   | 09/30/2030                       | 3.B PL  |
| ..12595X-AR-4        | CSAIL COMMERCIAL MORTGAGE TRUS SERIES 2018CX12 CLASS A2 4.148% 08/15/51       |         | 09/01/2024    | Paydown                    |                           | 38,222        | 38,222     | 39,369      | 39,163                                  |  | (940)                                   |   | (940)   |  | 38,222  |  |                                  |                               | 1,179  | 08/15/2051                       | 1.A   |
| ..12624N-AC-4        | COMM 2012-LTRT 3.3996% Due 10/5/2030 Mo-1 3.400% 10/05/30                     |         | 09/01/2024    | Paydown                    |                           | 254,956       | 254,956    | 256,006     | 254,956                                 |  |   |   |   |  | 254,956                                       |  |                                  |                               | 5,776  | 10/05/2030                       | 1.A FM  |
| ..126307-AY-3        | CSC HOLDINGS LLC BASIC 7.500% 04/01/28  |         | 08/12/2024    | Various                    |                           | 2,405,085     | 4,750,000  | 4,750,000   | 4,750,000                               |  |   |   |   |  | 4,750,000                                     |  | (2,344,915)                      | (2,344,915)                   | 322,275  | 04/01/2028                       | 6. FE   |
| ..126307-BA-4        | CSC HOLDINGS LLC BASIC 5.750% 01/15/30  |         | 09/30/2024    | Various                    |                           | 1,552,500     | 3,000,000  | 2,988,407   | 2,976,297                               |  | (1,437)                                 |   | (1,437)   |  | 2,974,860                                     |  | (1,422,360)                      | (1,422,360)                   | 208,917  | 01/15/2030                       | 6. FE   |

E05.6

STATEMENT AS OF SEPTEMBER 30, 2024 OF THE GUARDIAN LIFE INSURANCE COMPANY OF AMERICA

**SCHEDULE D - PART 4**

Show All Long-Term Bonds and Stock Sold, Redeemed or Otherwise Disposed of During the Current Quarter

| 1                    | 2   | 3       | 4             | 5                   | 6                         | 7             | 8         | 9           | 10                                      | Change In Book/Adjusted Carrying Value   |   |   |   |  | 16  | 17                                       | 18                               | 19                            | 20   | 21                               | 22  |
|----------------------|---|---------|---------------|---------------------|---------------------------|---------------|-----------|-------------|---|--|---|---|---|--|---|--|----------------------------------|-------------------------------|--|----------------------------------|---|
|                      |   |         |               |                     |                           |               |           |             |   | 11                                       | 12                                      | 13  | 14  | 15   |   |  |                                  |                               |  |                                  |   |
| CUSIP Identification | Description   | Foreign | Disposal Date | Name of Purchaser   | Number of Shares of Stock | Consideration | Par Value | Actual Cost | Prior Year Book/Adjusted Carrying Value | Unrealized Valuation Increase/(Decrease) | Current Year's (Amortization)/Accretion | Current Year's Other Than Temporary Impairment Recognized | Total Change in Book/Adjusted Carrying Value (11 + 12 - 13) | Total Foreign Exchange Change in Book /Adjusted Carrying Value | Book/Adjusted Carrying Value at Disposal Date | Foreign Exchange Gain (Loss) on Disposal | Realized Gain (Loss) on Disposal | Total Gain (Loss) on Disposal | Bond Interest/Stock Dividends Received During Year | Stated Contractual Maturity Date | NAIC Designation, NAIC Designation Modifier and SVO Administrative Symbol |
| ..126650-AY-6        | CVS CAREMARK CORP CVS HEALTH CORPORATION<br>5.361% 10/10/27   |         | 09/10/2024    | Redemption 100.0000 |                           | 124,635       | 124,635   | 133,905     | 129,347                                 |  | (4,712)                                 |   | (4,712)   |  | 124,635                                       |  |                                  |                               | 4,456  | 10/10/2027                       | 2.B   |
| ..126650-BP-4        | CVS CAREMARK CORP 6.036% Due 12/10/2028 Mo-10<br>6.036% 12/10/28  |         | 09/10/2024    | Various             |                           | 342,187       | 342,187   | 350,483     | 344,344                                 |  | (2,157)                                 |   | (2,157)   |  | 342,187                                       |  |                                  |                               | 13,769   | 12/10/2028                       | 2.B FE  |
| ..126673-W6-5        | CIHEL 2004-I A 5.679% 07/25/35<br>CIWALT 2005-56 Flt % Due 12/25/2035 Mo-25   |         | 09/25/2024    | Paydown             |                           | 59,882        | 59,882    | 54,643      | 59,882                                  |  |   |   |   |  | 59,882  |  |                                  |                               | 2,026  | 07/25/2035                       | 1.A FM  |
| ..12668A-VL-6        | 5.489% 12/25/35   |         | 09/25/2024    | Paydown             |                           | 17,934        | 17,934    | 15,793      | 16,588                                  |  |   | 1,346   | 1,346   |  | 17,934  |  |                                  |                               | 419  | 12/25/2035                       | 1.A FM  |
| ..12668B-RC-9        | CIWALT 2006-0C2 5.169% 02/25/36<br>Countrywide Asset-Backed Certi SERIES 20073 CLASS 2A3 5.169% 05/25/47                      |         | 09/25/2024    | Paydown             |                           | 202,376       | 196,646   | 163,707     | 170,699                                 |  | 26,670                                  |   | 26,670  |  | 197,369                                       |  | 5,007                            | 5,007                         | 5,330  | 02/25/2036                       | 1.A FM  |
| ..12668U-AG-6        | CIVL 2007-12 SERIES 200712 CLASS 1A2 5.800%<br>08/25/47   |         | 09/25/2024    | Paydown             |                           | 146,680       | 138,164   | 126,420     | 128,016                                 |  | 10,757                                  |   | 10,757  |  | 138,773                                       |  | 7,907                            | 7,907                         | 4,263  | 05/25/2047                       | 4.A FM  |
| ..126697-AB-7        | CIVL 2007-12 Flt % Due 8/25/2047 Mo-25  |         | 09/25/2024    | Paydown             |                           | 33,147        | 33,147    | 32,649      | 32,703                                  |  | 444                                     |   | 444   |  | 33,147  |  |                                  |                               | 1,110  | 08/25/2047                       | 1.A FM  |
| ..126697-AF-8        | 6.319% 08/25/47   |         | 09/25/2024    | Paydown             |                           | 716,864       | 716,864   | 528,687     | 582,464                                 |  | 134,400                                 |   | 134,400   |  | 716,864                                       |  |                                  |                               | 19,392   | 08/25/2047                       | 1.A FM  |
| ..12669E-G6-7        | 5.543% 01/19/34   |         | 09/01/2024    | Paydown             |                           | 4,156         | 4,156     | 4,099       | 4,119                                   |  | 37                                      |   | 37  |  | 4,156   |  |                                  |                               | 154  | 01/19/2034                       | 1.A FM  |
| ..12695-AA-3         | CVS HEALTH CORPORATION PASS-THROUGH CERTIFICATES 3.416% 10/10/38<br>HSS PROPERTIES CERTIFICATES 4.210% 09/15/47               |         | 09/10/2024    | Redemption 100.0000 |                           | 179,109       | 179,109   | 179,109     | 179,109                                 |  |   |   |   |  | 179,109                                       |  |                                  |                               | 4,080  | 10/10/2038                       | 2.B   |
| ..12696-AA-8         | Redemption 100.0000   |         | 09/15/2024    | Redemption 100.0000 |                           | 34,649        | 34,649    | 34,990      | 34,914                                  |  | (265)                                   |   | (265)   |  | 34,649  |  |                                  |                               | 973  | 09/15/2047                       | 1.E PL  |
| ..12702-AA-4         | CVS HEALTH CORPORATION CVS HEALTH CORPORATION<br>3.901% 10/10/39  |         | 09/10/2024    | Redemption 100.0000 |                           | 137,214       | 137,214   | 137,214     | 137,214                                 |  |   |   |   |  | 137,214                                       |  |                                  |                               | 3,569  | 10/10/2039                       | 2.B   |
| ..12708-AA-4         | CTL 2018-12 TRUST CTL 2018-12 TRUST 5.550%<br>07/15/35  |         | 09/15/2024    | Redemption 100.0000 |                           | 270,217       | 270,217   | 270,217     | 270,217                                 |  |   |   |   |  | 270,217                                       |  |                                  |                               | 10,030   | 07/15/2035                       | 2.B PL  |
| ..12708-AA-8         | CTL PHILADELPHIA LEASE FINANCE CTL PHILADELPHIA LEASE FINANCE 4.008% 12/27/26   |         | 09/06/2024    | Redemption 100.0000 |                           | 247,620       | 247,620   | 247,620     | 247,620                                 |  |   |   |   |  | 247,620                                       |  |                                  |                               | 4,998  | 12/27/2026                       | 1.F   |
| ..12755-AA-0         | CTL 2022-4 TRUST (KEMPER LAKES CTL 2022-4 TRUST (KEMPER LAKES 4.016% 05/15/57   |         | 09/15/2024    | Redemption 100.0000 |                           | 2,516         | 2,516     | 2,516       | 2,516                                   |  |   |   |   |  | 2,516   |  |                                  |                               | 67   | 05/15/2057                       | 1.D PL  |
| ..127656-AA-4        | CAERUS UINTA ABS I LLC CAERUS UINTA ABS I LLC<br>7.480% 04/28/40  |         | 09/28/2024    | Redemption 100.0000 |                           | 851,137       | 851,137   | 850,943     | 851,007                                 |  | 130                                     |   | 130   |  | 851,137                                       |  |                                  |                               | 50,013   | 04/28/2040                       | 1.G PL  |
| ..127788-AA-1        | CRIC PHX AVIATION LLC CRIC PHX AVIATION LLC<br>6.360% 08/15/43  |         | 09/15/2024    | Redemption 100.0000 |                           | 9,459         | 9,459     | 9,459       | 9,459                                   |  |   |   |   |  | 9,459   |  |                                  |                               | 401  | 08/15/2043                       | 2.C   |
| ..128125-*3-7        | CALAMOS STRATEGIC TOTAL RET FD CALAMOS STRATEGIC TOTAL RET FD 4.000% 09/06/24<br>CARNIVAL HLDGS BM LTD BASIC 10.375% 05/01/28 |         | 09/06/2024    | Maturity            |                           | 2,000,000     | 2,000,000 | 2,000,000   | 2,000,000                               |  |   |   |   |  | 2,000,000                                     |  |                                  |                               | 60,000   | 09/06/2024                       | 1.D FE  |
| ..14366R-AA-7        | Carrington Mortgage Loan Trust SERIES 2007FEC1 CLASS A3 5.110% 12/25/36   |         | 08/02/2024    | Various             |                           | 409,925       | 380,000   | 408,360     | 404,111                                 |  | (3,847)                                 |   | (3,847)   |  | 400,264                                       |  | 9,661                            | 9,661                         | 30,007   | 05/01/2028                       | 4.A FE  |
| ..144526-AC-4        | CARR 2006-NC1 SERIES 2005NCS CLASS M2<br>5.470% 10/25/35  |         | 09/26/2024    | Paydown             |                           | 221,994       | 221,994   | 196,650     | 206,473                                 |  | 15,521                                  |   | 15,521  |  | 221,994                                       |  |                                  |                               | 6,736  | 12/25/2036                       | 1.A FM  |
| ..144531-DP-2        | CARR 2006-NC1 5.489% 10/25/35   |         | 09/26/2024    | Paydown             |                           | 334,010       | 334,010   | 310,420     | 314,880                                 |  | 19,130                                  |   | 19,130  |  | 334,010                                       |  |                                  |                               | 8,588  | 10/25/2035                       | 1.A FM  |
| ..144531-DQ-0        | CARR 2006-NC1 Flt % Due 1/25/2036 Mo-25<br>5.369% 01/25/36  |         | 08/25/2024    | Paydown             |                           | (7,601)       | (7,601)   | (7,107)     | (7,431)                                 |  | (98)                                    |   | (98)  |  | (7,529)                                       |  | 7,529                            | 7,529                         | 103  | 10/25/2035                       | 4.C FM  |
| ..144531-EY-2        | Carrington Mortgage Loan Trust SERIES 2006FRE1 CLASS A3 5.120% 04/25/36   |         | 09/25/2024    | Paydown             |                           | 252,426       | 252,426   | 240,279     | 248,746                                 |  | 3,679                                   |   | 3,679   |  | 252,426                                       |  |                                  |                               | 6,405  | 01/25/2036                       | 1.A FM  |
| ..144538-AC-9        | Carrington Mortgage Loan Trust SERIES 2006NC2 CLASS A4 5.210% 06/25/36  |         | 09/26/2024    | Paydown             |                           | 444,321       | 444,321   | 423,771     | 428,375                                 |  | 15,946                                  |   | 15,946  |  | 444,321                                       |  |                                  |                               | 9,963  | 04/25/2036                       | 1.A FM  |
| ..14453F-AD-1        | CARS MTI SERIES 20201A CLASS A1 2.010%<br>12/15/50  |         | 09/15/2024    | Paydown             |                           | 257,179       | 257,179   | 234,720     | 241,886                                 |  | 15,293                                  |   | 15,293  |  | 257,179                                       |  |                                  |                               | 6,346  | 06/25/2036                       | 1.A FM  |
| ..14576A-AA-0        |   |         | 09/15/2024    | Paydown             |                           | 8,731         | 8,731     | 8,728       | 8,729                                   |  | 2                                       |   | 2   |  | 8,731   |  |                                  |                               | 117  | 12/15/2050                       | 1.A FE  |

E05.7

STATEMENT AS OF SEPTEMBER 30, 2024 OF THE GUARDIAN LIFE INSURANCE COMPANY OF AMERICA

**SCHEDULE D - PART 4**

Show All Long-Term Bonds and Stock Sold, Redeemed or Otherwise Disposed of During the Current Quarter

| 1                    | 2   | 3       | 4             | 5                          | 6                         | 7             | 8          | 9           | 10                                      | Change In Book/Adjusted Carrying Value   |   |   |   |  | 16  | 17                                       | 18                               | 19                            | 20   | 21                               | 22  |
|----------------------|---|---------|---------------|----------------------------|---------------------------|---------------|------------|-------------|---|--|---|---|---|--|---|--|----------------------------------|-------------------------------|--|----------------------------------|---|
|                      |   |         |               |                            |                           |               |            |             |   | 11                                       | 12                                      | 13  | 14  | 15   |   |  |                                  |                               |  |                                  |   |
| CUSIP Identification | Description   | Foreign | Disposal Date | Name of Purchaser          | Number of Shares of Stock | Consideration | Par Value  | Actual Cost | Prior Year Book/Adjusted Carrying Value | Unrealized Valuation Increase/(Decrease) | Current Year's (Amortization)/Accretion | Current Year's Other Than Temporary Impairment Recognized | Total Change in Book/Adjusted Carrying Value (11 + 12 - 13) | Total Foreign Exchange Change in Book /Adjusted Carrying Value | Book/Adjusted Carrying Value at Disposal Date | Foreign Exchange Gain (Loss) on Disposal | Realized Gain (Loss) on Disposal | Total Gain (Loss) on Disposal | Bond Interest/Stock Dividends Received During Year | Stated Contractual Maturity Date | NAIC Designation, NAIC Designation Modifier and SVO Administrative Symbol |
| ..14855W-AA-4        | CASTLELAKE SECURED AVIATION CASTLELAKE SECURED AVIATION 6.500% 07/31/36 |         | 09/15/2024    | Redemption 100.0000        |                           | 458,573       | 458,573    | 446,928     | 447,802                                 |  | 10,771                                  |   | 10,771  |  | 458,573                                       |  |                                  |                               | 21,476   | 07/31/2036                       | 1.F PL  |
| ..14855W-AB-2        | CASTLELAKE SECURED AVIATION CASTLELAKE SECURED AVIATION 5.650% 07/31/36 |         | 09/15/2024    | Redemption 100.0000        |                           | 109,434       | 109,434    | 97,690      | 98,590                                  |  | 10,845                                  |   | 10,845  |  | 109,434                                       |  |                                  |                               | 4,455  | 07/31/2036                       | 2.B PL  |
| ..152314-JW-1        | CXHE 2003-B SERIES 2004B CLASS M2 5.720%                                |         | 09/26/2024    | Paydown                    |                           | 168,088       | 168,088    | 165,203     | 166,047                                 |  | 2,041                                   |   | 2,041   |  | 168,088                                       |  |                                  |                               | 6,261  | 03/25/2034                       | 1.A FM  |
| ..152314-JY-7        | CXHE 2003-B SERIES 2004B CLASS M4 6.357%                                |         | 07/25/2024    | Paydown                    |                           |               |            |             |   |  |   |   |   |  |   |  |                                  |                               |  | 03/25/2034                       | 3.C FM  |
| ..161546-EW-2        | CFAB 2003-4 SERIES 20032 CLASS 2A2 5.520%                               |         | 07/25/2024    | Paydown                    |                           |               |            |             |   |  |   |   |   |  |   |  |                                  |                               |  | 02/25/2033                       | 1.A FM  |
| ..161630-AG-3        | CHASE 2007-A1 Adj % Due 2/25/2037 Mo-1 6.681% 02/25/37                  |         | 09/01/2024    | Paydown                    |                           | 2             | 2          | 2           | 2                                       |  |   |   |   |  | 2   |  |                                  |                               |  | 02/25/2037                       | 1.A FM  |
| ..161630-AU-2        | CHASE 2007-A1 Adj % Due 2/25/2037 Mo-1 7.612% 02/25/37                  |         | 09/01/2024    | Paydown                    |                           | 3,274         | 3,274      | 3,178       | 3,210                                   |  | 64                                      |   | 64  |  | 3,274   |  |                                  |                               | 149  | 02/25/2037                       | 1.A FM  |
| ..161630-AY-4        | CHASE 2007-A1 Adj % Due 2/25/2037 Mo-1 6.210% 02/25/37                  |         | 09/01/2024    | Paydown                    |                           | 6,922         | 6,922      | 6,866       | 6,881                                   |  | 40                                      |   | 40  |  | 6,922   |  |                                  |                               | 272  | 02/25/2037                       | 1.A FM  |
| ..16165M-AF-5        | CFLX 2006-2 4.84837% Due 9/25/2036 Mo-1 4.370% 09/25/36                 |         | 09/01/2024    | Paydown                    |                           | 68,558        | 68,646     | 62,940      | 63,977                                  |  | 4,663                                   |   | 4,663   |  | 68,640  |  | (82)                             | (82)                          | 1,836  | 09/25/2036                       | 1.A FM  |
| ..16678R-AV-9        | CMFC 2004-1A 5.302% 01/25/35  |         | 09/01/2024    | Paydown                    |                           | 28,496        | 28,496     | 25,646      | 25,994                                  |  | 2,502                                   |   | 2,502   |  | 28,496  |  |                                  |                               | 1,014  | 01/25/2035                       | 1.A FM  |
| ..16678R-AV-9        | CMFC 2004-1A 5.302% 01/25/35  |         | 08/01/2024    | Paydown                    |                           | 53,508        | 53,508     | 50,732      | 51,056                                  |  | 2,452                                   |   | 2,452   |  | 53,508  |  |                                  |                               | 1,887  | 01/25/2035                       | 1.D FM  |
| ..16678R-AV-9        | CMFC 2004-1A 5.302% 01/25/35  |         | 09/01/2024    | Paydown                    |                           | 4,374         | 4,374      | 4,147       | 4,174                                   |  | 200                                     |   | 200   |  | 4,374   |  |                                  |                               | 173  | 01/25/2035                       | 1.E FM  |
| ..172441-BD-8        | CINEMARK USA INC BASIC 5.875% 03/15/26                                  |         | 07/18/2024    | Call 100.1710              |                           | 2,003,420     | 2,000,000  | 1,902,500   | 1,923,309                               |  | 17,850                                  |   | 17,850  |  | 1,941,158                                     |  | 58,842                           | 58,842                        | 102,316  | 03/15/2026                       | 4.B FE  |
| ..172967-JT-9        | CITIGROUP INC 4.4% Due 6/10/2025 JD10 4.400% 06/10/25                   |         | 09/30/2024    | J.P. MORGAN                |                           | 3,984,560     | 4,000,000  | 4,045,160   | 4,007,969                               |  | (4,091)                                 |   | (4,091)   |  | 4,003,878                                     |  | (19,318)                         | (19,318)                      | 142,267  | 06/10/2025                       | 2.B FE  |
| ..172967-KA-8        | CITIGROUP INC 4.45% Due 9/29/2027 MS29 4.450% 09/29/27                  |         | 09/30/2024    | J.P. MORGAN                |                           | 15,030,000    | 15,000,000 | 15,513,841  | 15,217,387                              |  | (40,949)                                |   | (40,949)  |  | 15,176,438                                    |  | (146,438)                        | (146,438)                     | 671,208  | 09/29/2027                       | 2.B FE  |
| ..172967-KJ-9        | CITIGROUP INC 4.6% Due 3/9/2026 MS9 4.600% 03/09/26                     |         | 09/30/2024    | J.P. MORGAN                |                           | 41,107        | 41,000     | 42,453      | 41,378                                  |  | (126)                                   |   | (126)   |  | 41,252  |  | (145)                            | (145)                         | 2,001  | 03/09/2026                       | 2.B FE  |
| ..172973-5E-5        | CMIS 2006-1 5 1/2% Due 2/25/2036 Mo-1 5.500% 02/25/36                   |         | 09/01/2024    | Paydown                    |                           | 2,841         | 2,841      | 2,502       | 2,502                                   |  |   |   |   |  | 2,502   |  | 339                              | 339                           | 107  | 02/25/2036                       | 1.A FM  |
| ..17302X-AK-2        | CITGO PETROLEUM CORP BASIC 7.000% 06/15/25                              |         | 08/02/2024    | CITICORP SECURITIES        |                           | 250,000       | 250,000    | 251,563     | 250,348                                 |  | (348)                                   |   | (348)   |  | 250,000                                       |  |                                  |                               | 11,181   | 06/15/2025                       | 4.A FE  |
| ..17307G-MC-9        | Citigroup Mortgage Loan Trust SERIES 2004HYB4 CLASS AA 5.300% 12/25/34  |         | 09/25/2024    | Paydown                    |                           | 4,554         | 4,554      | 4,412       | 4,430                                   |  | 124                                     |   | 124   |  | 4,554   |  |                                  |                               | 170  | 12/25/2034                       | 1.A FM  |
| ..17309P-AB-2        | Citigroup Mortgage Loan Trust SERIES 2006AMC1 CLASS A2B 5.130% 09/25/36 |         | 09/25/2024    | Paydown                    |                           | 41,498        | 41,498     | 37,867      | 38,739                                  |  | 2,758                                   |   | 2,758   |  | 41,498  |  |                                  |                               | 938  | 09/25/2036                       | 1.A FM  |
| ..17327G-AW-4        | CITIGROUP COMMERCIAL MORTGAGE SERIES 2018C6 CLASS A2 4.242% 11/10/51    |         | 07/01/2024    | Paydown                    |                           | 145,295       | 145,295    | 149,652     | 149,278                                 |  | (3,983)                                 |   | (3,983)   |  | 145,295                                       |  |                                  |                               | 3,595  | 11/10/2051                       | 1.A   |
| ..18055#-AR-3        | CLARION LION FUND HOLDING LP 4.8% Due 7/1/2024 JJ1 4.800% 07/01/24      |         | 07/01/2024    | Maturity                   |                           | 15,000,000    | 15,000,000 | 15,000,000  | 15,000,000                              |  |   |   |   |  | 15,000,000                                    |  |                                  |                               | 720,000  | 07/01/2024                       | 2.A   |
| ..19416M-AB-5        | PERMIAN RESOURC OPTG LLC BASIC 5.875% 07/01/29                          |         | 07/23/2024    | CANTOR FITZGERALD & CO INC |                           | 2,981,250     | 3,000,000  | 2,860,312   | 2,873,197                               |  | 10,971                                  |   | 10,971  |  | 2,884,169                                     |  | 97,081                           | 97,081                        | 187,510  | 07/01/2029                       | 3.C FE  |
| ..196801-AE-3        | COLORCON INC SENIOR NOTES 3.990% 09/22/24                               |         | 09/22/2024    | Maturity                   |                           | 13,000,000    | 13,000,000 | 13,000,000  | 13,000,000                              |  |   |   |   |  | 13,000,000                                    |  |                                  |                               | 518,700  | 09/22/2024                       | 2.C   |
| ..19685G-AA-4        | COLT Funding LLC SERIES 20224 CLASS A1 4.301% 03/25/67                  |         | 09/01/2024    | Paydown                    |                           | 121,445       | 121,445    | 116,739     | 116,759                                 |  | 4,686                                   |   | 4,686   |  | 121,445                                       |  |                                  |                               | 3,508  | 03/25/2067                       | 1.A FE  |
| ..205768-AT-1        | COMSTOCK RESOURCES INC BASIC 5.875% 01/15/30                            |         | 07/23/2024    | J.P. MORGAN                |                           | 1,885,000     | 2,000,000  | 1,850,000   | 1,867,836                               |  | 9,963                                   |   | 9,963   |  | 1,877,799                                     |  | 7,201                            | 7,201                         | 120,438  | 01/15/2030                       | 4.B FE  |
| ..21872#-AA-5        | CORECIVIC OF KANSAS, LLC CORECIVIC OF KANSAS, LLC 4.430% 01/31/40       |         | 07/31/2024    | Redemption 100.0000        |                           | 111,053       | 111,053    | 111,053     | 111,053                                 |  |   |   |   |  | 111,053                                       |  |                                  |                               | 3,699  | 01/31/2040                       | 1.F PL  |
| ..22541S-AX-6        | CSFB 2004-1 5.91296% Due 2/25/2034 Mo-1 5.836% 02/25/34                 |         | 09/01/2024    | Paydown                    |                           | 2,560         | 2,560      | 2,352       | 2,399                                   |  | 161                                     |   | 161   |  | 2,560   |  |                                  |                               | 133  | 02/25/2034                       | 1.A FM  |

E05.8

STATEMENT AS OF SEPTEMBER 30, 2024 OF THE GUARDIAN LIFE INSURANCE COMPANY OF AMERICA

**SCHEDULE D - PART 4**

Show All Long-Term Bonds and Stock Sold, Redeemed or Otherwise Disposed of During the Current Quarter

| 1                    | 2  | 3           | 4             | 5                             | 6                         | 7             | 8          | 9           | 10                                      | Change In Book/Adjusted Carrying Value   |   |   |   |  | 16  | 17                                       | 18                               | 19                            | 20   | 21                               | 22  |
|----------------------|--|-------------|---------------|-------------------------------|---------------------------|---------------|------------|-------------|---|--|---|---|---|--|---|--|----------------------------------|-------------------------------|--|----------------------------------|---|
|                      |  |             |               |                               |                           |               |            |             |   | 11                                       | 12                                      | 13  | 14  | 15   |   |  |                                  |                               |  |                                  |   |
| CUSIP Identification | Description  | For-foreign | Disposal Date | Name of Purchaser             | Number of Shares of Stock | Consideration | Par Value  | Actual Cost | Prior Year Book/Adjusted Carrying Value | Unrealized Valuation Increase/(Decrease) | Current Year's (Amortization)/Accretion | Current Year's Other Than Temporary Impairment Recognized | Total Change in Book/Adjusted Carrying Value (11 + 12 - 13) | Total Foreign Exchange Change in Book /Adjusted Carrying Value | Book/Adjusted Carrying Value at Disposal Date | Foreign Exchange Gain (Loss) on Disposal | Realized Gain (Loss) on Disposal | Total Gain (Loss) on Disposal | Bond Interest/Stock Dividends Received During Year | Stated Contractual Maturity Date | NAIC Designation, NAIC Designation Modifier and SVO Administrative Symbol |
| ..22547#-AA-8        | HPS CV VII Fund Prvt HPS CV VII Fund Prvt<br>8.604% 09/21/32                     |             | 07/01/2024    | Redemption 100.0000           |                           | 3,936,441     | 3,936,441  | 3,936,441   | 2,621,295                               |  |   |   |   |  | 3,936,441                                     |  |                                  |                               | 141,634  | 09/21/2032                       | 3.A PL  |
| ..225470-EC-3        | CSFB 2005-10 Flt % Due 11/25/2035 Mo-25<br>5.669% 11/25/35                       |             | 09/25/2024    | Paydown                       |                           | 32,591        | 37,720     | 28,761      | 30,650                                  |  | 6,141                                   |   | 6,141   |  | 36,791  |  | (4,201)                          | (4,201)                       | 1,292  | 11/25/2035                       | 3.C FM  |
| ..22959#-AA-9        | CSOLAR IV SOUTH, LLC SR SEC 5.371% 09/30/38                                      |             | 09/30/2024    | Redemption 100.0000           |                           | 236,505       | 236,505    | 236,490     | 236,463                                 |  | 42                                      |   | 42  |  | 236,505                                       |  |                                  |                               | 9,527  | 09/30/2038                       | 2.A FE  |
| ..22964*-AC-2        | CSOLAR IV WEST, LLC CSOLAR IV WEST, LLC<br>3.850% 03/31/41                       |             | 09/30/2024    | Redemption 100.0000           |                           | 489,593       | 489,593    | 489,593     | 489,593                                 |  |   |   |   |  | 489,593                                       |  |                                  |                               | 14,137   | 03/31/2041                       | 2.B PL  |
| ..22970*-AA-8        | CTL PASS THRU TR SER 2015 BNSF CTL PASS THRU<br>TR SER 2015 BNSF 4.070% 05/15/34 |             | 09/15/2024    | Redemption 100.0000           |                           | 76,161        | 76,161     | 66,045      | 66,091                                  |  | 10,069                                  |   | 10,069  |  | 76,161  |  |                                  |                               | 2,067  | 05/15/2034                       | 1.D PL  |
| ..23301#-AA-2        | CULLEYWOOD CAPITAL MS FD LLC CULLEYWOOD<br>CAPITAL MS FD LLC 10.000% 03/01/33    |             | 07/15/2024    | Redemption 100.0000           |                           | 367,049       | 367,049    | 367,049     | 367,049                                 |  |   |   |   |  | 367,049                                       |  |                                  |                               | 16,748   | 03/01/2033                       | 1.C FE  |
| ..233046-AQ-4        | DNKN 2015-1A SERIES 20211A CLASS A2II<br>2.493% 11/20/51                         |             | 08/15/2024    | Paydown                       |                           | 25,000        | 25,000     | 25,000      | 25,000                                  |  |   |   |   |  | 25,000  |  |                                  |                               | 467  | 11/20/2051                       | 2.B FE  |
| ..233254-AA-9        | DG-CS MASTER BORROWER LLC CLEARWAY ENERGY INC<br>3.510% 09/30/40                 |             | 09/30/2024    | Redemption 100.0000           |                           | 1,140,645     | 1,140,645  | 1,140,645   | 1,140,645                               |  |   |   |   |  | 1,140,645                                     |  |                                  |                               | 40,037   | 09/30/2040                       | 2.C PL  |
| ..23359M-A*-1        | DP LION HOLDCO LLC DP LION HOLDCO LLC<br>8.243% 11/28/43                         |             | 09/28/2024    | Redemption 100.0000           |                           | 456,072       | 456,072    | 456,072     | 456,072                                 |  |   |   |   |  | 456,072                                       |  |                                  |                               | 29,403   | 11/28/2043                       | 2.A PL  |
| ..233835-AQ-0        | DAIMLER FINANCE NA LLC 8 1/2% Due 1/18/2031<br>JU18 8.500% 01/18/31              |             | 07/31/2024    | Various                       |                           | 15,077,000    | 12,500,000 | 15,874,093  | 15,262,464                              |  | (196,333)                               |   | (196,333)   |  | 15,066,131                                    |  | 10,869                           | 10,869                        | 1,100,868  | 01/18/2031                       | 1.F FE  |
| ..24380N-AC-3        | DEEPHAVEN RESIDENTIAL MTGE SERIES 20202 CLASS<br>A3 2.856% 05/25/65              |             | 09/01/2024    | Paydown                       |                           | 504,817       | 504,817    | 510,653     | 510,516                                 |  | (5,699)                                 |   | (5,699)   |  | 504,817                                       |  |                                  |                               | 10,109   | 05/25/2065                       | 1.A FE  |
| ..24381J-AA-5        | Deephaven Residential Mortgage SERIES 20214<br>CLASS A1 1.931% 11/25/66          |             | 09/01/2024    | Paydown                       |                           | 262,635       | 262,635    | 219,957     | 220,812                                 |  | 41,823                                  |   | 41,823  |  | 262,635                                       |  |                                  |                               | 3,610  | 11/25/2066                       | 1.A FE  |
| ..244199-BH-7        | DEERE & CO. BASIC 2.750% 04/15/25<br>JOHN DEERE CAPITAL CORP BASIC 4.150%        |             | 09/30/2024    | J.P. MORGAN                   |                           | 8,421,715     | 8,500,000  | 8,652,490   | 8,560,947                               |  | (37,675)                                |   | (37,675)  |  | 8,523,271                                     |  | (101,556)                        | (101,556)                     | 224,660  | 04/15/2025                       | 1.E FE  |
| ..24422E-WK-1        | JOHN DEERE CAPITAL CORP BASIC 4.150%<br>09/15/27                                 |             | 09/30/2024    | J.P. MORGAN                   |                           | 5,543,890     | 5,500,000  | 5,379,770   | 5,379,770                               |  | 12,319                                  |   | 12,319  |  | 5,392,089                                     |  | 151,801                          | 151,801                       | 124,269  | 09/15/2027                       | 1.E FE  |
| ..25150U-AA-6        | DBALT 2007-0A2 Flt % Due 4/25/2047 Mo-1<br>5.893% 04/25/47                       |             | 09/01/2024    | Paydown                       |                           | 53,414        | 53,414     | 48,060      | 49,459                                  |  | 3,955                                   |   | 3,955   |  | 53,414  |  |                                  |                               | 1,207  | 04/25/2047                       | 1.A FM  |
| ..25466A-AJ-0        | DISCOVER BANK 3.45% Due 7/27/2026 JJ27<br>3.450% 07/27/26                        |             | 07/31/2024    | WELLS FARGO SECURITIES<br>LLC |                           | 13,489,840    | 14,000,000 | 14,021,990  | 14,006,193                              |  | (1,537)                                 |   | (1,537)   |  | 14,004,656                                    |  | (514,816)                        | (514,816)                     | 488,367  | 07/27/2026                       | 2.B FE  |
| ..254687-CZ-7        | DISNEY WALT PRODUCTIONS 3.7% Due 9/15/24 MS<br>3.700% 09/15/24                   |             | 09/15/2024    | Maturity                      |                           | 245,000       | 245,000    | 247,650     | 245,293                                 |  | (293)                                   |   | (293)   |  | 245,000                                       |  |                                  |                               | 9,065  | 09/15/2024                       | 1.G FE  |
| ..254687-DK-9        | DISNEY WALT PRODUCTIONS 3.375% 11/15/2026 MN<br>15 3.375% 11/15/26               |             | 09/30/2024    | J.P. MORGAN                   |                           | 4,249,389     | 4,300,000  | 4,252,194   | 4,278,889                               |  | 5,309                                   |   | 5,309   |  | 4,284,199                                     |  | (34,810)                         | (34,810)                      | 127,388  | 11/15/2026                       | 1.G FE  |
| ..255123-AA-9        | DIVERSIFIED ABS VIII LLC DIVERSIFIED ABS VIII<br>LLC 7.076% 05/31/44             |             | 09/30/2024    | Redemption 100.0000           |                           | 327,669       | 327,669    | 327,669     | 327,669                                 |  |   |   |   |  | 327,669                                       |  |                                  |                               | 5,053  | 05/31/2044                       | 1.F FE  |
| ..255123-AB-7        | DIVERSIFIED ABS VIII LLC DIVERSIFIED ABS VIII<br>LLC 7.670% 05/31/44             |             | 09/30/2024    | Redemption 100.0000           |                           | 5,000         | 5,000      | 5,000       | 5,000                                   |  |   |   |   |  | 5,000   |  |                                  |                               | 92   | 05/31/2044                       | 2.A FE  |
| ..25746U-CX-3        | DOMINION RESOURCES INC 2.85% Due 8/15/2026<br>FA15 2.850% 08/15/26               |             | 09/30/2024    | J.P. MORGAN                   |                           | 97,514        | 100,000    | 99,965      | 99,990                                  |  | 3                                       |   | 3   |  | 99,993  |  | (2,479)                          | (2,479)                       | 3,214  | 08/15/2026                       | 2.B FE  |
| ..26860#-AA-8        | P10 PICO LLC SENIOR SECURED NOTES 4.170%<br>12/31/41                             |             | 07/01/2024    | Redemption 100.0000           |                           | (14)          | (14)       | (14)        | (14)                                    |  |   |   |   |  | (14)  |  |                                  |                               | 1,471  | 12/31/2041                       | 1.G PL  |
| ..28102U-AN-7        | EDISON INTERNATIONAL, INC. BASIC 5.750%<br>06/15/27                              |             | 07/31/2024    | WELLS FARGO SECURITIES<br>LLC |                           | 4,409,215     | 4,335,000  | 4,741,406   | 4,524,001                               |  | (31,603)                                |   | (31,603)  |  | 4,492,399                                     |  | (83,183)                         | (83,183)                      | 156,481  | 06/15/2027                       | 2.C FE  |
| ..28258#-AA-4        | 8point3 SOLAR INVESTCO 1 LLC 8point3 SOLAR<br>INVESTCO 1 LLC 4.680% 11/30/35     |             | 08/31/2024    | Redemption 100.0000           |                           | 638,344       | 638,344    | 638,344     | 638,344                                 |  |   |   |   |  | 638,344                                       |  |                                  |                               | 29,875   | 11/30/2035                       | 2.C PL  |
| ..28258#-AC-0        | 8point3 SOLAR INVESTCO 1 LLC 8point3 SOLAR<br>INVESTCO 1 LLC 4.680% 11/30/35     |             | 08/31/2024    | Redemption 100.0000           |                           | 61,194        | 61,194     | 61,194      | 61,194                                  |  |   |   |   |  | 61,194  |  |                                  |                               | 2,912  | 11/30/2035                       | 2.C PL  |
| ..30040W-AB-4        | NORTHEAST UTILITIES 3.35% Due 3/15/2026 MS15<br>3.350% 03/15/26                  |             | 09/30/2024    | J.P. MORGAN                   |                           | 1,964,300     | 2,000,000  | 1,993,920   | 1,998,483                               |  | 503                                     |   | 503   |  | 1,998,986                                     |  | (34,686)                         | (34,686)                      | 69,978   | 03/15/2026                       | 2.B FE  |

E05.9

STATEMENT AS OF SEPTEMBER 30, 2024 OF THE GUARDIAN LIFE INSURANCE COMPANY OF AMERICA

**SCHEDULE D - PART 4**

Show All Long-Term Bonds and Stock Sold, Redeemed or Otherwise Disposed of During the Current Quarter

| 1                    | 2   | 3       | 4             | 5                          | 6                         | 7             | 8          | 9           | 10                                      | Change In Book/Adjusted Carrying Value   |   |   |   |  | 16  | 17                                       | 18                               | 19                            | 20   | 21                               | 22  |
|----------------------|---|---------|---------------|----------------------------|---------------------------|---------------|------------|-------------|---|--|---|---|---|--|---|--|----------------------------------|-------------------------------|--|----------------------------------|---|
|                      |   |         |               |                            |                           |               |            |             |   | 11                                       | 12                                      | 13  | 14  | 15   |   |  |                                  |                               |  |                                  |   |
| CUSIP Identification | Description   | Foreign | Disposal Date | Name of Purchaser          | Number of Shares of Stock | Consideration | Par Value  | Actual Cost | Prior Year Book/Adjusted Carrying Value | Unrealized Valuation Increase/(Decrease) | Current Year's (Amortization)/Accretion | Current Year's Other Than Temporary Impairment Recognized | Total Change in Book/Adjusted Carrying Value (11 + 12 - 13) | Total Foreign Exchange Change in Book /Adjusted Carrying Value | Book/Adjusted Carrying Value at Disposal Date | Foreign Exchange Gain (Loss) on Disposal | Realized Gain (Loss) on Disposal | Total Gain (Loss) on Disposal | Bond Interest/Stock Dividends Received During Year | Stated Contractual Maturity Date | NAIC Designation, NAIC Designation Modifier and SVO Administrative Symbol |
| ..30231G-BJ-0        | EXXON MOBIL CORP BASIC 3.294% 03/19/27  |         | 09/30/2024    | J.P. MORGAN                |                           | 6,461,585     | 6,500,000  | 6,275,685   |   |  |   |   | 39,713  |  | 6,315,398                                     |  | 146,187                          | 146,187                       | 221,247  | 03/19/2027                       | 1.D FE  |
| ..302704-AA-9        | FW ENERGY ASSET ISSUER LLC FW ENERGY ASSET ISSUER LLC 7.151% 06/26/44         |         | 09/25/2024    | Redemption 100.0000        |                           | 1,192,854     | 1,192,854  | 1,192,854   |   |  |   |   |   |  | 1,192,854                                     |  |                                  |                               | 21,562   | 06/26/2044                       | 1.F PL  |
| ..302704-AB-7        | FW ENERGY ASSET ISSUER LLC FW ENERGY ASSET ISSUER LLC 8.106% 06/26/44         |         | 09/25/2024    | Redemption 100.0000        |                           | 312,774       | 312,774    | 312,774     |   |  |   |   |   |  | 312,774                                       |  |                                  |                               | 6,409  | 06/26/2044                       | 2.B PL  |
| ..30288*-AA-8        | FLNG LIQUEFACTION 2, LLC SENIOR SECURED NOTES 4.540% 03/31/38                 |         | 09/30/2024    | Redemption 100.0000        |                           | 587,500       | 587,500    | 587,500     |   |  |   |   |   |  | 587,500                                       |  |                                  |                               | 26,673   | 03/31/2038                       | 2.B FE  |
| ..30306V-AA-7        | FLNG LIQUEFACTION 3, LLC FLNG LIQUEFACTION 3, LLC 5.550% 03/31/39             |         | 09/30/2024    | Redemption 100.0000        |                           | 184,450       | 184,450    | 184,450     | 184,450                                 |  |   |   |   |  | 184,450                                       |  |                                  |                               | 10,237   | 03/31/2039                       | 2.C FE  |
| ..316773-CV-0        | FIFTH THIRD BANCORP BASIC 3.950% 03/14/28                                     |         | 09/30/2024    | J.P. MORGAN                |                           | 9,187,005     | 9,300,000  | 9,336,270   | 9,317,062                               |  | (2,863)                                 |   | (2,863)   |  | 9,314,198                                     |  | (127,193)                        | (127,193)                     | 384,697  | 03/14/2028                       | 2.A FE  |
| ..316773-CY-4        | FIFTH THIRD BANCORP BASIC 2.375% 01/28/25                                     |         | 07/31/2024    | WELLS FARGO SECURITIES LLC |                           | 1,968,500     | 2,000,000  | 1,899,940   | 1,926,688                               |  | 39,190                                  |   | 39,190  |  | 1,965,878                                     |  | 2,622                            | 2,622                         | 47,896   | 01/28/2025                       | 2.A FE  |
| ..31677A-AB-0        | FIFTH THIRD BANK 3.85% Due 3/15/2026 MS15                                     |         | 09/30/2024    | J.P. MORGAN                |                           | 6,929,580     | 7,000,000  | 7,354,907   | 7,088,513                               |  | (30,565)                                |   | (30,565)  |  | 7,057,948                                     |  | (128,368)                        | (128,368)                     | 281,478  | 03/15/2026                       | 2.A FE  |
| ..31677Q-BM-0        | FIFTH THIRD BANK BASIC 3.950% 07/28/25  |         | 09/30/2024    | Various                    |                           | 19,764,000    | 20,000,000 | 20,099,600  | 20,051,970                              |  | (21,214)                                |   | (21,214)  |  | 20,030,756                                    |  | (266,756)                        | (266,756)                     | 829,500  | 07/28/2025                       | 1.G FE  |
| ..32027N-JT-9        | FIRST FRANKLIN BANK SERIES 2004FF5 CLASS A1 5.680% 08/25/34                   |         | 09/27/2024    | Paydown                    |                           | 3,435         | 3,435      | 3,378       | 3,395                                   |  | 40                                      |   | 40  |  | 3,435   |  |                                  |                               | 83   | 08/25/2034                       | 1.A FM  |
| ..32027N-PJ-4        | FIRST FRANKLIN BANK SERIES 2004FF4 CLASS M7 7.435% 01/25/35                   |         | 09/25/2024    | Paydown                    |                           | 66,041        | 66,041     | 66,196      | 66,058                                  |  | (17)                                    |   | (17)  |  | 66,041  |  |                                  |                               | 2,058  | 01/25/2035                       | 1.A FM  |
| ..32027N-WP-2        | FIRST FRANKLIN BANK SERIES 2005FF10 CLASS A5 5.330% 11/25/35                  |         | 09/27/2024    | Paydown                    |                           | 13,200        | 13,200     | 12,573      | 12,789                                  |  | 410                                     |   | 410   |  | 13,200  |  |                                  |                               | 337  | 11/25/2035                       | 1.A FM  |
| ..34107@-AA-7        | FLORIDA PIPELINE HOLDINGS, LLC FLORIDA PIPELINE HOLDINGS, LLC 2.920% 08/15/38 |         | 08/15/2024    | Redemption 100.0000        |                           | 886,171       | 886,171    | 886,171     | 886,171                                 |  |   |   |   |  | 886,171                                       |  |                                  |                               | 25,876   | 08/15/2038                       | 2.B PL  |
| ..34524#-AA-0        | CORKTOWN MOBILITY HUB LLC CORKTOWN MOBILITY HUB LLC 4.720% 07/15/42           |         | 09/15/2024    | Redemption 100.0000        |                           | 153,826       | 153,826    | 155,307     | 155,162                                 |  | (1,337)                                 |   | (1,337)   |  | 153,826                                       |  |                                  |                               | 4,842  | 07/15/2042                       | 2.C   |
| ..35137L-AH-8        | FOX CORP FOX CORP 4.709% 01/25/29   |         | 07/31/2024    | Various                    |                           | 4,480,020     | 4,500,000  | 4,500,000   | 4,500,000                               |  |   |   |   |  | 4,500,000                                     |  | (19,980)                         | (19,980)                      | 215,437  | 01/25/2029                       | 2.B FE  |
| ..36120F-AA-3        | GRANITE PARK FX NOTES ISSUER GRANITE PARK FX NOTES ISSUER 6.820% 07/15/32     |         | 09/15/2024    | Redemption 100.0000        |                           | 434,921       | 434,921    | 434,851     |   |  | 70                                      |   | 70  |  | 434,921                                       |  |                                  |                               | 13,458   | 07/15/2032                       | 1.G PL  |
| ..36169B-AA-4        | GCAT SERIES 2023NQM1 CLASS A1 4.250% 10/25/57                                 |         | 09/01/2024    | Paydown                    |                           | 150,149       | 150,149    | 130,958     | 131,038                                 |  | 19,112                                  |   | 19,112  |  | 150,149                                       |  |                                  |                               | 4,269  | 10/25/2057                       | 1.A FE  |
| ..36170H-AA-8        | GCAT SERIES 2022NQM4 CLASS A1 5.269% 08/25/67                                 |         | 09/01/2024    | Paydown                    |                           | 116,990       | 116,990    | 114,326     | 114,331                                 |  | 2,659                                   |   | 2,659   |  | 116,990                                       |  |                                  |                               | 4,235  | 08/25/2067                       | 1.A FE  |
| ..36228F-YY-6        | GSR 2003-13 Adj % Due 10/25/2033 Mo-1 6.300% 10/25/33                         |         | 09/01/2024    | Paydown                    |                           | 1,897         | 1,897      | 1,931       | 1,911                                   |  | (13)                                    |   | (13)  |  | 1,897   |  |                                  |                               | 72   | 10/25/2033                       | 1.A FM  |
| ..36242D-2B-8        | GSAMP 2005-AHL FIT % Due 4/25/2035 Mo-25 5.944% 04/25/35                      |         | 09/25/2024    | Paydown                    |                           | 115,994       | 115,994    | 93,448      | 102,002                                 |  | 13,992                                  |   | 13,992  |  | 115,994                                       |  |                                  |                               | 2,836  | 04/25/2035                       | 1.A FM  |
| ..36242D-5W-9        | GSAMP 2005-AHL 5 1/2% Due 6/25/2035 Mo-1 5.500% 06/25/35                      |         | 09/01/2024    | Paydown                    |                           | 9,341         | 9,341      | 9,317       | 9,317                                   |  | 23                                      |   | 23  |  | 9,341   |  |                                  |                               | 343  | 06/25/2035                       | 1.A FM  |
| ..36242D-ET-6        | GSAMP 2005-AHL 5% Due 8/25/2019 Mo-1 5.000% 08/25/29                          |         | 09/01/2024    | Paydown                    |                           | 371           | 371        | 381         | 371                                     |  |   |   |   |  | 371   |  |                                  |                               | 12   | 08/25/2029                       | 1.A FM  |
| ..36242D-EY-5        | GSAMP 2005-AHL 5% Due 9/25/2034 Mo-1 5.000% 09/25/34                          |         | 09/01/2024    | Paydown                    |                           | 7,352         | 7,352      | 7,603       | 7,522                                   |  | (170)                                   |   | (170)   |  | 7,352   |  |                                  |                               | 244  | 09/25/2034                       | 1.A FM  |
| ..36242D-FG-3        | GSAMP 2005-AHL 6.062% 09/25/34  |         | 09/01/2024    | Paydown                    |                           | 8,473         | 8,473      | 8,340       | 8,360                                   |  | 113                                     |   | 113   |  | 8,473   |  |                                  |                               | 337  | 09/25/2034                       | 4.C FM  |
| ..36242D-QY-2        | GSAMP 2005-AHL 5% Due 12/25/2034 Mo-1 5.000% 12/25/34                         |         | 09/01/2024    | Paydown                    |                           | 5,711         | 6,898      | 6,808       | 6,822                                   |  | 64                                      |   | 64  |  | 6,886   |  | (1,174)                          | (1,174)                       | 230  | 12/25/2034                       | 5.A FM  |
| ..37331N-AH-4        | GEORGIA-PACIFIC LLC 3.6% Due 3/1/2025 MS1 3.600% 03/01/25                     |         | 09/30/2024    | J.P. MORGAN                |                           | 6,960,030     | 7,000,000  | 6,997,270   | 6,999,605                               |  | 252                                     |   | 252   |  | 6,999,857                                     |  | (39,827)                         | (39,827)                      | 273,000  | 03/01/2025                       | 1.G FE  |
| ..389286-AA-3        | GRAY ESCROW II INC BASIC 5.375% 11/15/31                                      |         | 09/30/2024    | DEUTSCHE BANK              |                           | 615,000       | 1,000,000  | 1,000,000   | 1,000,000                               |  |   |   |   |  | 1,000,000                                     |  | (385,000)                        | (385,000)                     | 47,181   | 11/15/2031                       | 5.A FE  |
| ..39808C-A*-6        | GRIDIRON FUNDING LLC SENIOR UNSECURED NOTES 5.640% 06/30/27                   |         | 08/16/2024    | Redemption 100.0000        |                           | 19,744,104    | 19,744,104 | 19,744,104  | 19,744,104                              |  |   |   |   |  | 19,744,104                                    |  |                                  |                               | 1,315,354  | 06/30/2027                       | 2.C PL  |

E05.10

STATEMENT AS OF SEPTEMBER 30, 2024 OF THE GUARDIAN LIFE INSURANCE COMPANY OF AMERICA

**SCHEDULE D - PART 4**

Show All Long-Term Bonds and Stock Sold, Redeemed or Otherwise Disposed of During the Current Quarter

| 1                    | 2  | 3       | 4             | 5                          | 6                         | 7             | 8          | 9           | 10                                      | Change In Book/Adjusted Carrying Value   |   |   |   |  | 16  | 17                                       | 18                               | 19                            | 20   | 21                               | 22  |
|----------------------|--|---------|---------------|----------------------------|---------------------------|---------------|------------|-------------|---|--|---|---|---|--|---|--|----------------------------------|-------------------------------|--|----------------------------------|---|
|                      |  |         |               |                            |                           |               |            |             |   | 11                                       | 12                                      | 13  | 14  | 15   |   |  |                                  |                               |  |                                  |   |
| CUSIP Identification | Description  | Foreign | Disposal Date | Name of Purchaser          | Number of Shares of Stock | Consideration | Par Value  | Actual Cost | Prior Year Book/Adjusted Carrying Value | Unrealized Valuation Increase/(Decrease) | Current Year's (Amortization)/Accretion | Current Year's Other Than Temporary Impairment Recognized | Total Change in Book/Adjusted Carrying Value (11 + 12 - 13) | Total Foreign Exchange Change in Book /Adjusted Carrying Value | Book/Adjusted Carrying Value at Disposal Date | Foreign Exchange Gain (Loss) on Disposal | Realized Gain (Loss) on Disposal | Total Gain (Loss) on Disposal | Bond Interest/Stock Dividends Received During Year | Stated Contractual Maturity Date | NAIC Designation, NAIC Designation Modifier and SVO Administrative Symbol |
| ..40430K-AH-4        | HSI Asset Securitization Corpo SERIES 2006PT4 CLASS M1 5.270% 03/25/36 |         | 09/26/2024    | Paydown                    |                           | 181,158       | 181,158    | 145,379     | 158,556                                 |  | 22,602                                  |   | 22,602  |  | 181,158                                       |  |                                  |                               | 3,596  | 03/25/2036                       | 1.A FM  |
| ..40434L-AN-5        | HEWLETT PACKARD INC. BASIC 5.500% 01/15/33                             |         | 07/31/2024    | WELLS FARGO SECURITIES LLC |                           | 14,864,820    | 14,500,000 | 14,366,455  | 14,382,030                              |  | 5,963                                   |   | 5,963   |  | 14,387,993                                    |  | 476,827                          | 476,827                       | 832,944  | 01/15/2033                       | 2.B FE  |
| ..413707-AA-8        | HARRIMACK HOLDINGS LLC HARRIMACK HOLDINGS LLC                          |         | 09/07/2024    | Redemption 100.0000        |                           | 500,000       | 500,000    | 500,000     | 500,000                                 |  |   |   |   |  | 500,000                                       |  |                                  |                               | 11,667   | 04/07/2031                       | 1.F PL  |
| ..428040-DB-2        | HERTZ CORP BASIC 5.000% 12/01/29                                       |         | 07/23/2024    | Various                    |                           | 1,592,420     | 2,470,000  | 2,173,600   | 2,224,009                               |  | 19,346                                  |   | 19,346  |  | 2,243,355                                     |  | (650,935)                        | (650,935)                     | 79,932   | 12/01/2029                       | 5.A FE  |
| ..437084-QZ-2        | HEAT 2005-4 SERIES 20059 CLASS M2 5.620% 04/25/36                      |         | 09/25/2024    | Paydown                    |                           |               | (61)       | (59)        | (59)                                    |  |   |   |   |  | (59)  |  | 59                               | 59                            | 1  | 04/25/2036                       | 1.A FM  |
| ..43739H-AC-4        | Homebanc Mortgage Trust SERIES 20062 CLASS M1 5.300% 12/25/36          |         | 09/26/2024    | Paydown                    |                           | 1,197,558     | 1,197,558  | 1,116,224   | 1,148,801                               |  | 48,757                                  |   | 48,757  |  | 1,197,558                                     |  |                                  |                               | 39,919   | 12/25/2036                       | 1.A FM  |
| ..44416*-AB-2        | HUDSON TRANSMISSION 4.41% Due 5/23/2033 FINAN31 4.410% 05/31/33        |         | 08/31/2024    | Redemption 100.0000        |                           | 333,968       | 333,968    | 332,067     | 332,733                                 |  | 1,235                                   |   | 1,235   |  | 333,968                                       |  |                                  |                               | 11,132   | 05/31/2033                       | 1.G PL  |
| ..44416*-AE-6        | HUDSON TRANSMISSION HUDSON TRANSMISSION 4.440% 11/30/32                |         | 08/31/2024    | Redemption 100.0000        |                           | 14,076        | 14,076     | 14,076      | 14,076                                  |  |   |   |   |  | 14,076  |  |                                  |                               | 469  | 11/30/2032                       | 1.G PL  |
| ..44416*-AF-3        | HUDSON TRANSMISSION HUDSON TRANSMISSION 4.440% 11/30/32                |         | 09/01/2024    | Redemption 100.0000        |                           | 10,742        | 10,742     | 10,742      | 10,742                                  |  |   |   |   |  | 10,742  |  |                                  |                               | 358  | 11/30/2032                       | 1.G PL  |
| ..44416*-AG-1        | HUDSON TRANSMISSION HUDSON TRANSMISSION 4.440% 11/30/32                |         | 09/01/2024    | Redemption 100.0000        |                           | 61,611        | 61,611     | 61,611      | 61,611                                  |  |   |   |   |  | 61,611  |  |                                  |                               | 2,052  | 11/30/2032                       | 1.G PL  |
| ..44644M-AF-8        | HUNTINGTON NATIONAL BANK BASIC 4.552% 05/17/28                         |         | 07/31/2024    | WELLS FARGO SECURITIES LLC |                           | 4,924,650     | 5,000,000  | 4,948,720   | 4,955,978                               |  | 5,247                                   |   | 5,247   |  | 4,961,224                                     |  | (36,574)                         | (36,574)                      | 160,584  | 05/17/2028                       | 1.G FE  |
| ..44919*-AC-2        | I 595 EXPRESS, LLC NOTES 3.310% 12/31/31                               |         | 09/30/2024    | Redemption 100.0000        |                           | 354,934       | 354,934    | 354,934     | 349,864                                 |  | 5,070                                   |   | 5,070   |  | 354,934                                       |  |                                  |                               | 14,281   | 12/31/2031                       | 1.F PL  |
| ..45254T-QW-7        | IMPAC Secured Assets Corp SERIES 20044 CLASS M5 6.609% 02/25/35        |         | 09/25/2024    | Paydown                    |                           | 210,290       | 210,290    | 199,644     | 200,788                                 |  | 9,502                                   |   | 9,502   |  | 210,290                                       |  |                                  |                               | 6,984  | 02/25/2035                       | 1.A FM  |
| ..45255R-AB-3        | Impac Secured Assets Corp. SERIES 20063 CLASS A2 5.170% 11/25/36       |         | 07/27/2024    | Paydown                    |                           | 1,759         | 2,256      | 1,873       | 2,032                                   |  | 179                                     |   | 179   |  | 2,210   |  | (451)                            | (451)                         | 68   | 11/25/2036                       | 1.G FM  |
| ..45255R-AB-3        | Impac Secured Assets Corp. SERIES 20063 CLASS A2 5.170% 11/25/36       |         | 09/27/2024    | Paydown                    |                           | 2,905         | 6,707      | 5,567       | 6,039                                   |  | 324                                     |   | 324   |  | 6,363   |  | (3,458)                          | (3,458)                       | 248  | 11/25/2036                       | 2.A FM  |
| ..45660N-B9-5        | RAST 2004-A2 5 1/4% Due 5/25/2034 Mo-1 5.250% 05/25/34                 |         | 09/01/2024    | Paydown                    |                           | 9,210         | 9,210      | 5,065       | 6,026                                   |  | 3,183                                   |   | 3,183   |  | 9,210   |  |                                  |                               | 347  | 05/25/2034                       | 1.A FM  |
| ..45660N-VH-5        | RAST 2004-A2 5 3/4% Due 11/25/2033 Mo-1 5.750% 11/25/33                |         | 09/01/2024    | Paydown                    |                           | 14,573        | 14,573     | 14,901      | 14,766                                  |  | (193)                                   |   | (193)   |  | 14,573  |  |                                  |                               | 573  | 11/25/2033                       | 3.C FM  |
| ..45866F-AV-6        | INTERCONTINENTALEXCHANGE INC. BASIC 4.350% 06/15/29                    |         | 07/31/2024    | WELLS FARGO SECURITIES LLC |                           | 6,386,380     | 6,500,000  | 6,457,685   | 6,466,033                               |  | 3,258                                   |   | 3,258   |  | 6,469,291                                     |  | (82,911)                         | (82,911)                      | 177,504  | 06/15/2029                       | 1.G FE  |
| ..45866F-AZ-7        | INTERCONTINENTALEXCHANGE INC. BASIC 3.625% 09/01/28                    |         | 09/26/2024    | FRACTIONAL SHARES          |                           | 330           | 330        | 307         |   |  | 2                                       |   | 2   |  | 308   |  | 22                               | 22                            | 6  | 09/01/2028                       | 1.G FE  |
| ..45866F-AZ-7        | INTERCONTINENTALEXCHANGE INC. BASIC 3.625% 09/01/28                    |         | 09/11/2024    | Tax Free Exchange          |                           | 6,822,563     | 7,198,670  | 6,799,818   |   |  | 22,745                                  |   | 22,745  |  | 6,822,563                                     |  |                                  |                               | 136,999  | 09/01/2028                       | 1.G FE  |
| ..45866F-BB-9        | INTERCONTINENTALEXCHANGE INC. BASIC 3.625% 09/01/28                    |         | 09/26/2024    | FRACTIONAL SHARES          |                           | 670           | 670        | 638         |   |  |   |   |   |  | 639   |  | 31                               | 31                            |  | 09/01/2028                       | 1.G FE  |
| ..466247-HE-6        | JPMIT Adj % Due 12/25/2034 Mo-1 5.321% 12/25/34                        |         | 09/01/2024    | Paydown                    |                           | 51,436        | 51,436     | 45,650      | 47,960                                  |  | 3,476                                   |   | 3,476   |  | 51,436  |  |                                  |                               | 1,812  | 12/25/2034                       | 1.A FM  |
| ..466247-K7-7        | JPMIT Adj % Due 11/25/2033 Mo-1 6.255% 11/25/33                        |         | 09/01/2024    | Paydown                    |                           | 18,250        | 18,250     | 18,214      | 18,214                                  |  | 35                                      |   | 35  |  | 18,250  |  |                                  |                               | 746  | 11/25/2033                       | 1.A FM  |
| ..466247-QA-4        | JPMIT Adj % Due 6/25/2035 Mo-1 5.949% 06/25/35                         |         | 09/01/2024    | Paydown                    |                           | 4,079         | 4,079      | 4,064       | 4,064                                   |  | 15                                      |   | 15  |  | 4,079   |  |                                  |                               | 156  | 06/25/2035                       | 1.A FM  |
| ..466247-QY-2        | JPMIT Adj % Due 6/25/2035 Mo-1 5.919% 06/25/35                         |         | 09/01/2024    | Paydown                    |                           | 34,933        | 34,933     | 34,547      | 34,673                                  |  | 260                                     |   | 260   |  | 34,933  |  |                                  |                               | 1,356  | 06/25/2035                       | 1.A FM  |
| ..46643T-BJ-0        | JPMBB Commercial Mortgage Secu SERIES 2014C26 CLASS A4 3.494% 01/15/48 |         | 09/01/2024    | Paydown                    |                           | 194,649       | 194,649    | 208,741     | 197,543                                 |  | (2,894)                                 |   | (2,894)   |  | 194,649                                       |  |                                  |                               | 5,101  | 01/15/2048                       | 1.A   |

EO5.11

STATEMENT AS OF SEPTEMBER 30, 2024 OF THE GUARDIAN LIFE INSURANCE COMPANY OF AMERICA

**SCHEDULE D - PART 4**

Show All Long-Term Bonds and Stock Sold, Redeemed or Otherwise Disposed of During the Current Quarter

| 1                    | 2   | 3       | 4             | 5                                   | 6                         | 7             | 8          | 9           | 10                                      | Change In Book/Adjusted Carrying Value   |   |   |   |  | 16  | 17                                       | 18                               | 19                            | 20   | 21                               | 22  |
|----------------------|---|---------|---------------|-------------------------------------|---------------------------|---------------|------------|-------------|---|--|---|---|---|--|---|--|----------------------------------|-------------------------------|--|----------------------------------|---|
|                      |   |         |               |                                     |                           |               |            |             |   | 11                                       | 12                                      | 13  | 14  | 15   |   |  |                                  |                               |  |                                  |   |
| CUSIP Identification | Description   | Foreign | Disposal Date | Name of Purchaser                   | Number of Shares of Stock | Consideration | Par Value  | Actual Cost | Prior Year Book/Adjusted Carrying Value | Unrealized Valuation Increase/(Decrease) | Current Year's (Amortization)/Accretion | Current Year's Other Than Temporary Impairment Recognized | Total Change in Book/Adjusted Carrying Value (11 + 12 - 13) | Total Foreign Exchange Change in Book /Adjusted Carrying Value | Book/Adjusted Carrying Value at Disposal Date | Foreign Exchange Gain (Loss) on Disposal | Realized Gain (Loss) on Disposal | Total Gain (Loss) on Disposal | Bond Interest/Stock Dividends Received During Year | Stated Contractual Maturity Date | NAIC Designation, NAIC Designation Modifier and SVO Administrative Symbol |
| ..46647P-CW-4        | JPMORGAN CHASE & CO BASIC 2.947% 02/24/28                                     |         | 09/30/2024    | J.P. MORGAN                         |                           | 9,706,600     | 10,000,000 | 9,400,400   |   |  |   |   | 79,443  |  | 9,479,843                                     |  | 226,757                          | 226,757                       | 177,639  | 02/24/2028                       | 1.E FE  |
| ..46661#-AA-7        | JFK FUEL INFRASTRUCTURE LLC SENIOR SECURED 3.440% 04/13/27                    |         | 09/13/2024    | JFK FUEL INFRASTRUCTURE LLC         | 100.0000                  |               | 432,621    | 432,621     | 432,621                                 |  |   |   |   |  | 432,621                                       |  |                                  |                               | 9,924  | 04/13/2027                       | 1.G Z   |
| ..46661#-AC-3        | JFK FUEL INFRASTRUCTURE LLC JFK FUEL INFRASTRUCTURE LLC 3.250% 04/13/27       |         | 09/13/2024    | JFK FUEL INFRASTRUCTURE LLC         | 100.0000                  |               | 149,439    | 149,439     | 149,439                                 |  |   |   |   |  | 149,439                                       |  |                                  |                               | 3,239  | 04/13/2027                       | 1.G Z   |
| ..46671#-AA-7        | JRD HOLDINGS SECURED TRUST JRD HOLDINGS SECURED TRUST 3.620% 01/15/41         |         | 09/15/2024    | JRD HOLDINGS SECURED TRUST          | 100.0000                  |               | 7,981      | 7,981       | 7,981                                   |  |   |   |   |  | 7,981   |  |                                  |                               | 193  | 01/15/2041                       | 2.B   |
| ..46672#-AA-4        | JLL SECURITIES CREDIT LEASE JLL SECURITIES CREDIT LEASE 3.974% 02/15/37       |         | 09/01/2024    | JLL SECURITIES CREDIT LEASE         | 100.0000                  |               | 105,902    | 106,961     | 106,823                                 |  | (921)                                   |   | (921)   |  | 105,902                                       |  |                                  |                               | 2,462  | 02/15/2037                       | 2.B PL  |
| ..46673#-AA-7        | JRD HOLDINGS SECURED TRUST JRD HOLDINGS SECURED TRUST 3.214% 12/15/41         |         | 09/15/2024    | JRD HOLDINGS SECURED TRUST          | 100.0000                  |               | 93,886     | 93,886      | 93,886                                  |  |   |   |   |  | 93,886  |  |                                  |                               | 2,012  | 12/15/2041                       | 2.B   |
| ..46674#-AA-4        | MHHS CTL MHHS CTL 3.510% 12/15/43   |         | 09/15/2024    | MHHS CTL                            | 100.0000                  |               | 147,113    | 150,055     | 149,825                                 |  | (2,712)                                 |   | (2,712)   |  | 147,113                                       |  |                                  |                               | 3,443  | 12/15/2043                       | 1.F   |
| ..48020#-AA-9        | VEYRON OPTIMUS IV US FUNDING VEYRON OPTIMUS IV US FUNDING 5.710% 01/15/38     |         | 09/15/2024    | VEYRON OPTIMUS IV US FUNDING        | 100.0000                  |               | 90,863     | 90,863      | 90,863                                  |  |   |   |   |  | 90,863  |  |                                  |                               | 3,914  | 01/15/2038                       | 2.B   |
| ..48259#-AA-3        | KDP FRISCO TX CTL KDP FRISCO TX CTL 3.300% 06/24/37                           |         | 09/10/2024    | KDP FRISCO TX CTL                   | 100.0000                  |               | 95,862     | 95,862      | 95,862                                  |  |   |   |   |  | 95,862  |  |                                  |                               | 2,109  | 06/24/2037                       | 2.B   |
| ..49455#-AW-6        | KINDER MORGAN ENERGY PART LP BASIC 6.950% 01/15/38                            |         | 07/31/2024    | KINDER MORGAN ENERGY PART LP BASIC  | Various                   | 15,012,270    | 13,500,000 | 15,213,769  | 15,011,869                              |  | (42,160)                                |   | (42,160)  |  | 14,969,709                                    |  | 42,561                           | 42,561                        | 979,950  | 01/15/2038                       | 2.B FE  |
| ..49727#-AA-5        | HMS 850 BARGE FLEETING HMS 850 BARGE FLEETING 4.410% 03/15/42                 |         | 09/15/2024    | HMS 850 BARGE FLEETING              | 100.0000                  |               | 40,645     | 40,645      | 40,645                                  |  |   |   |   |  | 40,645  |  |                                  |                               | 1,195  | 03/15/2042                       | 2.C   |
| ..50076Q-AR-7        | KRAFT FOOD GROUPS INC BASIC 6.875% 01/26/39                                   |         | 07/31/2024    | KRAFT FOOD GROUPS INC BASIC         | 100.0000                  |               | 15,325,335 | 13,500,000  | 15,072,480                              |  | (36,898)                                |   | (36,898)  |  | 14,948,470                                    |  | 376,865                          | 376,865                       | 941,016  | 01/26/2039                       | 2.B FE  |
| ..50167*-AB-0        | LA CHARGERS HEADQUARTERS TR LA CHARGERS HEADQUARTERS TR 5.050% 06/15/54       |         | 07/15/2024    | LA CHARGERS HEADQUARTERS TR         | 100.0000                  |               | 336        | 336         | 336                                     |  |   |   |   |  | 336   |  |                                  |                               | 6  | 06/15/2054                       | 2.A Z   |
| ..50167*-AB-0        | LA CHARGERS HEADQUARTERS TR LA CHARGERS HEADQUARTERS TR 5.050% 06/15/54       |         | 09/15/2024    | LA CHARGERS HEADQUARTERS TR         | 100.0000                  |               | 437        | 437         | 437                                     |  |   |   |   |  | 437   |  |                                  |                               | 10   | 06/15/2054                       | 2.C   |
| ..52110#-AA-4        | LAXFUEL CORPORATION 3.100% 12/28/51   |         | 09/30/2024    | LAXFUEL CORPORATION                 | 100.0000                  |               | 36,502     | 36,502      | 36,502                                  |  |   |   |   |  | 36,502  |  |                                  |                               | 708  | 12/28/2051                       | 1.E   |
| ..521865-AY-1        | LEAR CORP BASIC 3.800% 09/15/27   |         | 09/30/2024    | LEAR CORP BASIC                     | 100.0000                  |               | 6,887,300  | 6,577,830   | 6,807,302                               |  | 36,386                                  |   | 36,386  |  | 6,843,688                                     |  | 43,612                           | 43,612                        | 277,822  | 09/15/2027                       | 2.B FE  |
| ..53079E-BG-8        | LIBERTY MUTUAL BASIC 4.569% 02/01/29  |         | 09/30/2024    | LIBERTY MUTUAL BASIC                | 100.0000                  |               | 502,880    | 504,555     | 502,567                                 |  | (344)                                   |   | (344)   |  | 502,223                                       |  | 657                              | 657                           | 26,653   | 02/01/2029                       | 2.B FE  |
| ..55282M-AA-2        | MADISON AVENUE TRUST SERIES 2017330M CLASS A 3.294% 08/15/34                  |         | 08/01/2024    | MADISON AVENUE TRUST SERIES         | 100.0000                  |               | 6,000,000  | 6,000,000   | 6,089,976                               |  | (1,857)                                 |   | (1,857)   |  | 6,000,000                                     |  |                                  |                               | 129,649  | 08/15/2034                       | 1.A   |
| ..55285Q-AA-0        | MFRA Trust SERIES 2022NQM2 CLASS A1 4.000% 05/25/67                           |         | 09/01/2024    | MFRA Trust SERIES                   | 100.0000                  |               | 297,908    | 276,309     | 276,430                                 |  | 21,478                                  |   | 21,478  |  | 297,908                                       |  |                                  |                               | 7,816  | 05/25/2067                       | 1.A FE  |
| ..55317X-A*-0        | MNR ABS ISSUER I LLC MNR ABS ISSUER I LLC 8.121% 12/15/38                     |         | 09/15/2024    | MNR ABS ISSUER I LLC                | 100.0000                  |               | 1,695,326  | 1,695,326   | 1,695,326                               |  |   |   |   |  | 1,695,326                                     |  |                                  |                               | 110,785  | 12/15/2038                       | 1.G PL  |
| ..55317X-A#-8        | MNR ABS ISSUER I LLC MNR ABS ISSUER I LLC 8.946% 12/15/38                     |         | 09/15/2024    | MNR ABS ISSUER I LLC                | 100.0000                  |               | 93,540     | 93,540      | 93,540                                  |  |   |   |   |  | 93,540  |  |                                  |                               | 6,733  | 12/15/2038                       | 2.A PL  |
| ..56540#-AA-3        | MAPLELEAF MIDSTREAM INVESTMENT MAPLELEAF MIDSTREAM INVESTMENT 4.560% 09/30/25 |         | 07/05/2024    | MAPLELEAF MIDSTREAM INVESTMENT      | 100.0000                  |               | 1,019,032  | 1,027,243   | 1,022,859                               |  | (3,827)                                 |   | (3,827)   |  | 1,019,032                                     |  |                                  |                               | 46,468   | 09/30/2025                       | 3.C PL  |
| ..565849-AP-1        | MARATHON OIL BASIC 4.400% 07/15/27  |         | 07/31/2024    | MARATHON OIL BASIC                  | 100.0000                  |               | 14,839,800 | 15,476,492  | 15,266,510                              |  | (45,481)                                |   | (45,481)  |  | 15,221,029                                    |  | (381,229)                        | (381,229)                     | 689,333  | 07/15/2027                       | 2.C FE  |
| ..56585A-BC-5        | MARATHON PETROLEUM 5 1/8% Due 12/15/2026 JD15 5.125% 12/15/26                 |         | 07/31/2024    | MARATHON PETROLEUM 5 1/8% Due       | 100.0000                  |               | 503,310    | 534,723     | 514,063                                 |  | (2,902)                                 |   | (2,902)   |  | 511,161                                       |  | (7,851)                          | (7,851)                       | 16,087   | 12/15/2026                       | 2.B FE  |
| ..56633#-AL-7        | THE MARCUS CORPORATION SENIOR NOTES 4.020% 08/14/25                           |         | 08/14/2024    | THE MARCUS CORPORATION SENIOR NOTES | 100.0000                  |               | 2,200,000  | 2,200,000   | 2,200,000                               |  |   |   |   |  | 2,200,000                                     |  |                                  |                               | 88,440   | 08/14/2025                       | 2.C PL  |
| ..56633#-AA-5        | MARQUM LLP MARQUM LLP 3.400% 08/09/31   |         | 08/09/2024    | MARQUM LLP                          | 100.0000                  |               | 6,250,000  | 6,250,000   | 6,250,000                               |  |   |   |   |  | 6,250,000                                     |  |                                  |                               | 245,313  | 08/09/2031                       | 2.C   |

EO5.12



STATEMENT AS OF SEPTEMBER 30, 2024 OF THE GUARDIAN LIFE INSURANCE COMPANY OF AMERICA

**SCHEDULE D - PART 4**

Show All Long-Term Bonds and Stock Sold, Redeemed or Otherwise Disposed of During the Current Quarter

| 1                    | 2   | 3       | 4             | 5                   | 6                         | 7             | 8          | 9           | 10                                      | Change In Book/Adjusted Carrying Value   |   |   |   |  | 16  | 17                                       | 18                               | 19                            | 20   | 21                               | 22  |
|----------------------|---|---------|---------------|---------------------|---------------------------|---------------|------------|-------------|---|--|---|---|---|--|---|--|----------------------------------|-------------------------------|--|----------------------------------|---|
|                      |   |         |               |                     |                           |               |            |             |   | 11                                       | 12                                      | 13  | 14  | 15   |   |  |                                  |                               |  |                                  |   |
| CUSIP Identification | Description   | Foreign | Disposal Date | Name of Purchaser   | Number of Shares of Stock | Consideration | Par Value  | Actual Cost | Prior Year Book/Adjusted Carrying Value | Unrealized Valuation Increase/(Decrease) | Current Year's (Amortization)/Accretion | Current Year's Other Than Temporary Impairment Recognized | Total Change in Book/Adjusted Carrying Value (11 + 12 - 13) | Total Foreign Exchange Change in Book /Adjusted Carrying Value | Book/Adjusted Carrying Value at Disposal Date | Foreign Exchange Gain (Loss) on Disposal | Realized Gain (Loss) on Disposal | Total Gain (Loss) on Disposal | Bond Interest/Stock Dividends Received During Year | Stated Contractual Maturity Date | NAIC Designation, NAIC Designation Modifier and SVO Administrative Symbol |
| ..571748-BG-6        | MARSH & MCLENNAN COS BASIC 4.375% 03/15/29                                  |         | 09/30/2024    | J.P. MORGAN         |                           | 15,139,800    | 15,000,000 | 15,021,450  | 15,017,871                              |  | (2,342)                                 |   | (2,342)   |  | 15,015,529                                    |  | 124,271                          | 124,271                       | 685,417  | 03/15/2029                       | 1.6 FE  |
| ..576433-UE-4        | MARM 2004-13 Adj % Due 4/21/2034 Mo-1                                       |         | 09/01/2024    | Paydown             |                           | 46,237        | 46,237     | 45,911      | 45,962                                  |  | 275                                     |   | 275   |  | 46,237  |  |                                  |                               | 1,927  | 04/21/2034                       | 1.A FM  |
| ..576433-NM-4        | MARM 2004-13 SERIES 200413 CLASS 3A7B                                       |         | 09/01/2024    | Paydown             |                           | 3,305         | 3,305      | 3,223       | 3,230                                   |  | 75                                      |   | 75  |  | 3,305   |  |                                  |                               | 135  | 11/21/2034                       | 1.A FM  |
| ..576436-BY-4        | MASD 2006-1 SERIES 20051 CLASS M2 6.070%                                    |         | 09/26/2024    | Paydown             |                           | 139,893       | 139,893    | 132,657     | 134,988                                 |  | 4,905                                   |   | 4,905   |  | 139,893                                       |  |                                  |                               | 3,653  | 06/25/2043                       | 1.A FM  |
| ..576436-CW-7        | MASD 2006-1 Fit % Due 1/25/2036 Mo-25                                       |         | 09/25/2024    | Paydown             |                           | 46,770        | 46,770     | 38,585      | 46,770                                  |  |   |   |   |  | 46,770  |  |                                  |                               | 1,026  | 01/25/2036                       | 1.A FM  |
| ..57643L-EQ-5        | MABS 2006-HE1 SERIES 2004HE1 CLASS M7                                       |         | 07/01/2024    | Paydown             |                           |               |            |             |   |  |   |   |   |  |   |  |                                  |                               | 161  | 09/25/2034                       | 1.A FM  |
| ..57643M-KK-9        | MASTR 2005-1 5 1/2% Due 5/25/2035 Mo-1                                      |         | 09/01/2024    | Paydown             |                           | 36,971        | 36,971     | 37,162      | 37,020                                  |  | (49)                                    |   | (49)  |  | 36,971  |  |                                  |                               | 1,481  | 05/25/2035                       | 1.A FM  |
| ..57878#-AA-3        | MAYZURE, LLC MAYZURE, LLC 5.160% 09/20/26                                   |         | 09/20/2024    | Redemption 100.0000 |                           | 844,642       | 844,642    | 844,642     | 844,642                                 |  |   |   |   |  | 844,642                                       |  |                                  |                               | 29,054   | 09/20/2026                       | 2.C PL  |
| ..59020U-X7-5        | MLMI 2005-A2 SERIES 2005HE3 CLASS A1B                                       |         | 07/27/2024    | Paydown             |                           | 166,713       | 166,713    | 157,908     | 160,715                                 |  | 5,998                                   |   | 5,998   |  | 166,713                                       |  |                                  |                               | 4,394  | 07/25/2036                       | 1.6 FM  |
| ..59020U-X7-5        | MLMI 2005-A2 SERIES 2005HE3 CLASS A1B                                       |         | 09/27/2024    | Paydown             |                           | 48,166        | 48,166     | 45,623      | 46,433                                  |  | 1,733                                   |   | 1,733   |  | 48,166  |  |                                  |                               | 1,459  | 07/25/2036                       | 2.A FM  |
| ..59048#-AA-6        | MESA AIRLINES INC CERTIFICATES 4.750%                                       |         | 07/15/2024    | Redemption 100.0000 |                           | 1,109,611     | 1,109,611  | 1,109,611   | 1,109,611                               |  |   |   |   |  | 1,109,611                                     |  |                                  |                               | 52,707   | 01/15/2028                       | 2.B PL  |
| ..599191-AA-1        | MILEAGE PLUS HLDINGS LLC BASIC 6.500%                                       |         | 09/21/2024    | Various             |                           | 325,000       | 325,000    | 330,230     | 326,736                                 |  | (1,736)                                 |   | (1,736)   |  | 325,000                                       |  |                                  |                               | 16,244   | 06/20/2027                       | 2.C FE  |
| ..607120-EZ-1        | MOBILE AIRPORT AUTHORITY 3.81% Due 11/9/2032                                |         | 08/09/2024    | Redemption 100.0000 |                           | 266,996       | 266,996    | 266,996     | 266,996                                 |  |   |   |   |  | 266,996                                       |  |                                  |                               | 7,371  | 11/09/2032                       | 1.F   |
| ..61744C-XM-3        | MSHEL 2005-2 SERIES 2006WMC1 CLASS A2C                                      |         | 09/25/2024    | Paydown             |                           | 12,254        | 12,254     | 12,040      | 12,101                                  |  | 153                                     |   | 153   |  | 12,254  |  |                                  |                               | 248  | 12/25/2035                       | 1.A FM  |
| ..61749B-AD-5        | Morgan Stanley Capital Inc SERIES 2006NC5 CLASS A2B 5.080% 10/25/36         |         | 09/26/2024    | Paydown             |                           | 1,196         | 1,196      | 729         | 769                                     |  | 427                                     |   | 427   |  | 1,196   |  |                                  |                               | 15   | 10/25/2036                       | 1.A FM  |
| ..61749B-AD-5        | Morgan Stanley Capital Inc SERIES 2006NC5 CLASS A2B 5.080% 10/25/36         |         | 08/26/2024    | Paydown             |                           | 6,691         | 6,691      | 4,315       | 4,806                                   |  | 1,885                                   |   | 1,885   |  | 6,691   |  |                                  |                               | 84   | 10/25/2036                       | 4.A FM  |
| ..61749B-AD-5        | Morgan Stanley Capital Inc SERIES 2006NC5 CLASS A2B 5.080% 10/25/36         |         | 09/26/2024    | Paydown             |                           | 1,023         | 1,023      | 660         | 735                                     |  | 288                                     |   | 288   |  | 1,023   |  |                                  |                               | 15   | 10/25/2036                       | 4.B FM  |
| ..61913P-AA-0        | MHL 2004-1 Fit % Due 11/25/2034 Mo-25                                       |         | 09/25/2024    | Paydown             |                           | 84,113        | 84,113     | 80,236      | 82,480                                  |  | 1,633                                   |   | 1,633   |  | 84,113  |  |                                  |                               | 3,680  | 11/25/2034                       | 1.A FM  |
| ..61913P-AB-8        | MHL 2004-1 5.794% 11/25/34  |         | 09/25/2024    | Paydown             |                           | 7,531         | 7,531      | 7,075       | 7,352                                   |  | 179                                     |   | 179   |  | 7,531   |  |                                  |                               | 343  | 11/25/2034                       | 1.A FM  |
| ..62927#-AA-6        | NHL US FUNDING LP SENIOR SECURED NOTES                                      |         | 09/29/2024    | Maturity            |                           | 4,000,000     | 4,000,000  | 4,000,000   | 4,000,000                               |  |   |   |   |  | 4,000,000                                     |  |                                  |                               | 133,296  | 09/29/2024                       | 2.B PL  |
| ..63860H-AE-9        | NSTR 2007-A 5.239% 03/25/37   |         | 09/25/2024    | Paydown             |                           | 990,595       | 990,595    | 829,778     | 966,067                                 |  | 24,528                                  |   | 24,528  |  | 990,595                                       |  |                                  |                               | 30,525   | 03/25/2037                       | 1.A FM  |
| ..640695-AA-0        | NEPTUNE BIDCO US INC BASIC 9.290% 04/15/29                                  |         | 09/26/2024    | Various             |                           | 3,980,000     | 4,000,000  | 3,837,213   | 1,150,509                               |  | 15,820                                  |   | 15,820  |  | 3,857,570                                     |  | 122,430                          | 122,430                       | 336,948  | 04/15/2029                       | 4.B FE  |
| ..64079#-AB-8        | NEPTUNE REGIONAL TRANSMISSION 10 DRAWDOWNS, BLENDED RATE AT 6.210% 06/30/27 |         | 09/30/2024    | Redemption 100.0000 |                           | 304,243       | 304,243    | 304,243     | 304,243                                 |  |   |   |   |  | 304,243                                       |  |                                  |                               | 14,170   | 06/30/2027                       | 1.F PL  |
| ..64082#-AA-1        | NES ANTARES HOLDCO, LLC NES ANTARES HOLDCO, LLC 4.430% 09/30/41             |         | 09/30/2024    | Redemption 100.0000 |                           | 436,011       | 436,011    | 436,011     | 436,011                                 |  |   |   |   |  | 436,011                                       |  |                                  |                               | 19,315   | 09/30/2041                       | 2.A PL  |
| ..64352V-JK-8        | NEW CENTURY HOME EQ LOAN TRUST Fit % Due 2/25/2035 Mo-25 5.764% 02/25/35    |         | 09/25/2024    | Paydown             |                           | 112,039       | 112,039    | 101,341     | 112,039                                 |  |   |   |   |  | 112,039                                       |  |                                  |                               | 2,277  | 02/25/2035                       | 1.A FM  |
| ..64352V-LZ-2        | NEW CENTURY HOME EQ LOAN TRUST 4.52744% Due 8/25/2035 Mo-1 4.688% 08/25/35  |         | 09/01/2024    | Paydown             |                           | 160,012       | 160,012    | 145,332     | 151,422                                 |  | 8,590                                   |   | 8,590   |  | 160,012                                       |  |                                  |                               | 4,134  | 08/25/2035                       | 1.A FM  |
| ..64352V-NK-3        | NEW CENTURY HOME EQ LOAN TRUST Fit % Due 10/25/2035 Mo-25 5.449% 10/25/35   |         | 09/25/2024    | Paydown             |                           | 45,503        | 45,503     | 37,767      | 45,224                                  |  | 279                                     |   | 279   |  | 45,503  |  |                                  |                               | 862  | 10/25/2035                       | 1.A FM  |

E05.13

STATEMENT AS OF SEPTEMBER 30, 2024 OF THE GUARDIAN LIFE INSURANCE COMPANY OF AMERICA

**SCHEDULE D - PART 4**

Show All Long-Term Bonds and Stock Sold, Redeemed or Otherwise Disposed of During the Current Quarter

| 1                    | 2  | 3       | 4             | 5                 | 6                         | 7             | 8          | 9           | 10                                      | Change In Book/Adjusted Carrying Value   |   |   |   |  | 16  | 17                                       | 18                               | 19                            | 20   | 21                               | 22  |
|----------------------|--|---------|---------------|-------------------|---------------------------|---------------|------------|-------------|---|--|---|---|---|--|---|--|----------------------------------|-------------------------------|--|----------------------------------|---|
|                      |  |         |               |                   |                           |               |            |             |   | 11                                       | 12                                      | 13  | 14  | 15   |   |  |                                  |                               |  |                                  |   |
| CUSIP Identification | Description  | Foreign | Disposal Date | Name of Purchaser | Number of Shares of Stock | Consideration | Par Value  | Actual Cost | Prior Year Book/Adjusted Carrying Value | Unrealized Valuation Increase/(Decrease) | Current Year's (Amortization)/Accretion | Current Year's Other Than Temporary Impairment Recognized | Total Change in Book/Adjusted Carrying Value (11 + 12 - 13) | Total Foreign Exchange Change in Book /Adjusted Carrying Value | Book/Adjusted Carrying Value at Disposal Date | Foreign Exchange Gain (Loss) on Disposal | Realized Gain (Loss) on Disposal | Total Gain (Loss) on Disposal | Bond Interest/Stock Dividends Received During Year | Stated Contractual Maturity Date | NAIC Designation, NAIC Designation Modifier and SVO Administrative Symbol |
| ..64352V-PA-3        | NEW CENTURY HOME EQ LOAN TRUST SERIES 2005C CLASS M2 5.645% 12/25/35       |         | 09/26/2024    | Paydown           |                           |               | (1,993)    | (1,887)     | (1,900)                                 |  | (3)                                     |   | (3)   |  | (1,903)                                       |  | 1,903                            | 1,903                         | 35   | 12/25/2035                       | 5.A FM  |
| ..64712F-AB-7        | NEW MEXICO GAS INTERMEDIATE, I SERIES B 3.640% 07/30/24                    |         | 07/30/2024    | Maturity          |                           | 11,000,000    | 11,000,000 | 11,000,000  | 11,000,000                              |  |   |   |   |  | 11,000,000                                    |  |                                  |                               | 400,400  | 07/30/2024                       | 2.B   |
| ..64760@-AA-2        | NEW ORLEANS ENERGY PARTNERS NEW ORLEANS ENERGY PARTNERS LL 4.270% 08/15/32 |         | 09/16/2024    | Redemption        | 100.0000                  |               | 334,676    | 334,676     | 334,676                                 |  |   |   |   |  | 334,676                                       |  |                                  |                               | 9,554  | 08/15/2032                       | 1.G   |
| ..64831Q-AA-1        | New Residential Mortgage Loan SERIES 2022NQM3 CLASS A1 3.900% 04/25/62     |         | 09/01/2024    | Paydown           |                           | 248,925       | 248,925    | 215,981     | 216,434                                 |  | 32,491                                  |   | 32,491  |  | 248,925                                       |  |                                  |                               | 6,444  | 04/25/2062                       | 1.A   |
| ..65106A-AR-4        | NCMT 2006-1 Flt % Due 3/25/2036 Mo-25 5.419% 03/25/36                      |         | 09/25/2024    | Paydown           |                           | 1,092,513     | 1,092,513  | 883,219     | 1,082,353                               |  | 10,160                                  |   | 10,160  |  | 1,092,513                                     |  |                                  |                               | 40,083   | 03/25/2036                       | 1.A FM  |
| ..65536M-AE-7        | NELI 2006-HE2 5.299% 03/25/36  |         | 09/25/2024    | Paydown           |                           | 192,842       | 192,842    | 159,577     | 189,048                                 |  | 3,794                                   |   | 3,794   |  | 192,842                                       |  |                                  |                               | 3,255  | 03/25/2036                       | 1.A FM  |
| ..655663-E@-7        | NORDSON CORP 2.89% Due 7/28/2025 JJ28 2.890% 07/28/25                      |         | 07/28/2024    | Redemption        | 100.0000                  |               | 2,571,429  | 2,571,429   | 2,571,429                               |  |   |   |   |  | 2,571,429                                     |  |                                  |                               | 74,314   | 07/28/2025                       | 2.A   |
| ..67114V-AA-1        | Onslow Bay Financial LLC SERIES 2022NQM1 CLASS A1 2.305% 11/25/61          |         | 09/01/2024    | Paydown           |                           | 434,427       | 434,427    | 365,055     | 366,914                                 |  | 67,513                                  |   | 67,513  |  | 434,427                                       |  |                                  |                               | 6,626  | 11/25/2061                       | 1.A FE  |
| ..682680-AN-3        | ONEOK INC CALL @ MAKE WHOLE +25 BASIS PO 6.000% 06/15/35                   |         | 07/31/2024    | Redemption        | 100.0000                  |               | 2,078,700  | 2,012,520   | 2,007,395                               |  | (269)                                   |   | (269)   |  | 2,007,126                                     |  | 71,574                           | 71,574                        | 75,333   | 06/15/2035                       | 2.B FE  |
| ..68347@-AA-5        | OPATHO GAS TRANS, LLC OPATHO GAS TRANS, LLC 5.330% 03/31/34                |         | 09/30/2024    | Redemption        | 100.0000                  |               | 337,030    | 337,030     | 337,030                                 |  |   |   |   |  | 337,030                                       |  |                                  |                               | 13,562   | 03/31/2034                       | 2.C   |
| ..68383N-CZ-4        | OPMAC 2005-5 Flt % Due 12/25/2035 Mo-25 5.299% 12/25/35                    |         | 09/25/2024    | Paydown           |                           | 88,070        | 88,070     | 82,458      | 86,214                                  |  | 1,855                                   |   | 1,855   |  | 88,070  |  |                                  |                               | 2,667  | 12/25/2035                       | 1.A FM  |
| ..69318F-AJ-7        | PBF HOLDING CO LLC BASIC 6.000% 02/15/28                                   |         | 09/05/2024    | Various           |                           | 15,977,801    | 16,300,000 | 14,592,058  | 14,913,453                              |  | 184,595                                 |   | 184,595   |  | 15,098,048                                    |  | 879,752                          | 879,752                       | 997,217  | 02/15/2028                       | 3.B FE  |
| ..69394#-AA-3        | PGA TOUR, INC PGA TOUR, INC 3.430% 05/30/41                                |         | 09/16/2024    | Tax Free Exchange |                           | 19,823,005    | 22,320,916 | 19,497,767  | 19,716,353                              |  | 106,652                                 |   | 106,652   |  | 19,823,005                                    |  |                                  |                               | 608,233  | 05/30/2041                       | 1.G PL  |
| ..69394#-AB-1        | PGA TOUR, INC PGA TOUR, INC 3.350% 05/30/41                                |         | 09/16/2024    | Tax Free Exchange |                           | 8,816,566     | 9,986,450  | 8,664,144   | 8,766,576                               |  | 49,990                                  |   | 49,990  |  | 8,816,566                                     |  |                                  |                               | 265,778  | 05/30/2041                       | 1.G PL  |
| ..71682@-AA-2        | PETROS MISSISSIPPI FUND LLC PETROS MISSISSIPPI FUND I, LLC 6.950% 03/01/27 |         | 09/20/2024    | Redemption        | 100.0000                  |               | 90,481     | 90,481      | 90,481                                  |  |   |   |   |  | 90,481  |  |                                  |                               | 18,005   | 03/01/2027                       | 1.C FE  |
| ..74052H-AB-0        | PREMIER ENTERTAINMENT SU BASIC 5.875% 09/01/31                             |         | 07/23/2024    | Various           |                           | 1,430,919     | 1,950,000  | 1,931,768   | 1,935,192                               |  | 849                                     |   | 849   |  | 1,936,042                                     |  | (505,123)                        | (505,123)                     | 100,915  | 09/01/2031                       | 5.A FE  |
| ..741011-AA-8        | PRESIDIO FINANCE LLC PRESIDIO FINANCE LLC 7.806% 12/25/38                  |         | 09/25/2024    | Redemption        | 100.0000                  |               | 695,987    | 695,987     | 695,987                                 |  |   |   |   |  | 695,987                                       |  |                                  |                               | 36,096   | 12/25/2038                       | 1.G PL  |
| ..741011-AB-6        | PRESIDIO FINANCE LLC PRESIDIO FINANCE LLC 8.418% 12/25/38                  |         | 09/25/2024    | Redemption        | 100.0000                  |               | 35,821     | 35,821      | 35,821                                  |  |   |   |   |  | 35,821  |  |                                  |                               | 2,132  | 12/25/2038                       | 2.B PL  |
| ..741011-AB-6        | PRESIDIO FINANCE LLC PRESIDIO FINANCE LLC 8.418% 12/25/38                  |         | 07/25/2024    | Redemption        | 100.0000                  |               | 18,406     | 18,406      | 18,406                                  |  |   |   |   |  | 18,406  |  |                                  |                               | 904  | 12/25/2038                       | 2.C PL  |
| ..74160M-CS-9        | PRIME 2003-3 5 1/2% Due 1/25/2034 Mo-1 5.500% 01/25/34                     |         | 09/01/2024    | Paydown           |                           | 15,571        | 15,571     | 16,418      | 15,956                                  |  | (385)                                   |   | (385)   |  | 15,571  |  |                                  |                               | 571  | 01/25/2034                       | 1.A FM  |
| ..74170*-AD-1        | PRIME PROPERTY FUND, LLC UNSECURED NOTES 3.880% 07/30/24                   |         | 07/30/2024    | Maturity          |                           | 4,000,000     | 4,000,000  | 4,000,000   | 4,000,000                               |  |   |   |   |  | 4,000,000                                     |  |                                  |                               | 155,200  | 07/30/2024                       | 2.A   |
| ..74338*-AA-6        | AMAZON GARNER CTL AMAZON GARNER CTL 4.034% 11/15/39                        |         | 09/15/2024    | Redemption        | 100.0000                  |               | 102,497    | 102,497     | 102,497                                 |  |   |   |   |  | 102,497                                       |  |                                  |                               | 2,762  | 11/15/2039                       | 1.D   |
| ..74353#-AA-2        | AMAZON ANDOVER AMAZON ANDOVER 3.366% 10/10/42                              |         | 09/10/2024    | Redemption        | 100.0000                  |               | 83,728     | 83,728      | 83,728                                  |  |   |   |   |  | 83,728  |  |                                  |                               | 1,727  | 10/10/2042                       | 1.E   |
| ..74739*-AA-1        | Q-LNG OPERATING I LLC Q-LNG OPERATING I LLC 4.440% 02/28/35                |         | 08/31/2024    | Redemption        | 100.0000                  |               | 691,278    | 691,278     | 691,278                                 |  |   |   |   |  | 691,278                                       |  |                                  |                               | 30,693   | 02/28/2035                       | 2.B PL  |
| ..749239-AF-6        | Residential Asset Mortgage Pro SERIES 2006RZ5 CLASS M1 5.330% 08/25/46     |         | 09/25/2024    | Paydown           |                           | 9,229         | 9,227      | 8,242       | 8,454                                   |  | 772                                     |   | 772   |  | 9,227   |  | 2                                | 2                             | 297  | 08/25/2046                       | 2.C FM  |
| ..749239-AF-6        | Residential Asset Mortgage Pro SERIES 2006RZ5 CLASS M1 5.330% 08/25/46     |         | 09/25/2024    | Paydown           |                           | 129,202       | 129,172    | 117,547     | 119,788                                 |  | 9,386                                   |   | 9,386   |  | 129,174                                       |  | 28                               | 28                            | 4,164  | 08/25/2046                       | 3.A FM  |

EO5.14

STATEMENT AS OF SEPTEMBER 30, 2024 OF THE GUARDIAN LIFE INSURANCE COMPANY OF AMERICA

**SCHEDULE D - PART 4**

Show All Long-Term Bonds and Stock Sold, Redeemed or Otherwise Disposed of During the Current Quarter

| 1                    | 2   | 3       | 4             | 5                               | 6                         | 7             | 8          | 9           | 10                                      | Change In Book/Adjusted Carrying Value   |   |   |   |  | 16  | 17                                       | 18                               | 19                            | 20   | 21                               | 22  |
|----------------------|---|---------|---------------|---------------------------------|---------------------------|---------------|------------|-------------|---|--|---|---|---|--|---|--|----------------------------------|-------------------------------|--|----------------------------------|---|
|                      |   |         |               |                                 |                           |               |            |             |   | 11                                       | 12                                      | 13  | 14  | 15   |   |  |                                  |                               |  |                                  |   |
| CUSIP Identification | Description   | Foreign | Disposal Date | Name of Purchaser               | Number of Shares of Stock | Consideration | Par Value  | Actual Cost | Prior Year Book/Adjusted Carrying Value | Unrealized Valuation Increase/(Decrease) | Current Year's (Amortization)/Accretion | Current Year's Other Than Temporary Impairment Recognized | Total Change in Book/Adjusted Carrying Value (11 + 12 - 13) | Total Foreign Exchange Change in Book /Adjusted Carrying Value | Book/Adjusted Carrying Value at Disposal Date | Foreign Exchange Gain (Loss) on Disposal | Realized Gain (Loss) on Disposal | Total Gain (Loss) on Disposal | Bond Interest/Stock Dividends Received During Year | Stated Contractual Maturity Date | NAIC Designation, NAIC Designation Modifier and SVO Administrative Symbol |
| ..74924T-AD-6        | Residential Asset Securities C SERIES 2006EMX7 CLASS A4 5.200% 08/25/36       |         | 07/25/2024    | Paydown                         |                           |               | 17,863     | 15,005      | 16,070                                  |  | 103                                     |   | 103   |  | 16,173  |  | (16,173)                         | (16,173)                      | 528  | 08/25/2036                       | 1.G FM  |
| ..74924T-AD-6        | Residential Asset Securities C SERIES 2006EMX7 CLASS A4 5.200% 08/25/36       |         | 09/25/2024    | Paydown                         |                           | 23,982        | 159,759    | 134,197     | 143,720                                 |  | 3,385                                   |   | 3,385   |  | 147,105                                       |  | (123,123)                        | (123,123)                     | 6,267  | 08/25/2036                       | 2.A FM  |
| ..74949L-AC-6        | RELX CAPITAL INC BASIC 4.000% 03/18/29  |         | 09/30/2024    | J.P. MORGAN Redemption 100.0000 |                           | 5,955,120     | 6,000,000  | 5,930,340   | 5,960,147                               |  | 5,217                                   |   | 5,217   |  | 5,965,364                                     |  | (10,244)                         | (10,244)                      | 248,667  | 03/18/2029                       | 2.A FE  |
| ..750731-AA-9        | AUTUMN WIND HQ, LLC AUTUMN WIND HQ, LLC 3.744% 02/10/49                       |         | 09/10/2024    |                                 |                           | 49,175        | 49,175     | 49,175      | 49,175                                  |  |   |   |   |  | 49,175  |  |                                  |                               | 1,228  | 02/10/2049                       | 2.A   |
| ..75406Y-AD-9        | Residential Asset Securities C SERIES 2006KS9 CLASS A14 5.220% 11/25/36       |         | 09/25/2024    | Paydown                         |                           | 90,298        | 86,344     | 74,202      | 78,565                                  |  | 8,121                                   |   | 8,121   |  | 86,686  |  | 3,612                            | 3,612                         | 2,815  | 11/25/2036                       | 2.C FM  |
| ..759950-AY-4        | Renaissance Home Equity Loan T SERIES 20032 CLASS M1 6.197% 08/25/33          |         | 09/25/2024    | Paydown                         |                           | 10,385        | 10,385     | 10,209      | 10,262                                  |  | 122                                     |   | 122   |  | 10,385  |  |                                  |                               | 308  | 08/25/2033                       | 1.A FM  |
| ..76029#-AA-1        | REPUBLIC AIRWAYS INC REPUBLIC AIRWAYS INC. 8.000% 06/15/30                    |         | 09/15/2024    | Redemption 100.0000             |                           | 312,500       | 312,500    | 312,500     | 312,500                                 |  |   |   |   |  | 312,500                                       |  |                                  |                               | 18,750   | 06/15/2030                       | 2.B PL  |
| ..76131V-AA-1        | RETAIL PROPERTIES OF AMERICA I 4% Due 3/15/2025 MS15 4.000% 03/15/25          |         | 09/30/2024    | J.P. MORGAN                     |                           | 4,972,450     | 5,000,000  | 4,976,300   | 4,996,621                               |  | 2,083                                   |   | 2,083   |  | 4,998,704                                     |  | (26,254)                         | (26,254)                      | 208,889  | 03/15/2025                       | 2.B FE  |
| ..78454L-AW-0        | SM ENERGY CO BASIC 6.500% 07/15/28  |         | 07/23/2024    | MARKET AXESS                    |                           | 1,881,703     | 1,891,000  | 1,755,265   | 1,772,061                               |  | 12,527                                  |   | 12,527  |  | 1,784,588                                     |  | 97,115                           | 97,115                        | 125,988  | 07/15/2028                       | 3.C FE  |
| ..78488@-AG-0        | SVF HOLDING REAL ESTATE INVEST SVF HOLDING REAL ESTATE INVEST 4.110% 08/15/24 |         | 08/15/2024    | Maturity                        |                           | 5,000,000     | 5,000,000  | 5,000,000   | 5,000,000                               |  |   |   |   |  | 5,000,000                                     |  |                                  |                               | 205,500  | 08/15/2024                       | 2.A   |
| ..78500A-AA-6        | SWF ESCROW ISSUER CORP BASIC 6.500% 10/01/29                                  |         | 07/16/2024    | J.P. MORGAN Redemption 100.0000 |                           | 1,447,500     | 3,000,000  | 2,877,450   | 2,903,253                               |  | 7,494                                   |   | 7,494   |  | 2,910,747                                     |  | (1,463,247)                      | (1,463,247)                   | 154,917  | 10/01/2029                       | 5.C FE  |
| ..78512*-AA-5        | S&E REPLACEMENT POWER LLC SENIOR SECURED NOTES 4.120% 05/31/29                |         | 09/30/2024    |                                 |                           | 435,632       | 435,632    | 435,632     | 435,632                                 |  |   |   |   |  | 435,632                                       |  |                                  |                               | 15,031   | 05/31/2029                       | 1.D PL  |
| ..785592-AS-5        | SABINE PASS LIQUEFACTION 5.000% 03/15/27                                      |         | 09/30/2024    | Various                         |                           | 15,204,150    | 15,000,000 | 15,755,499  | 15,255,670                              |  | (67,894)                                |   | (67,894)  |  | 15,187,775                                    |  | 16,375                           | 16,375                        | 783,333  | 03/15/2027                       | 2.A FE  |
| ..785592-AU-0        | SABINE PASS LIQUEFACTION BASIC 4.200% 03/15/28                                |         | 09/30/2024    | J.P. MORGAN                     |                           | 9,257,871     | 9,300,000  | 9,046,184   | 9,170,061                               |  | 21,360                                  |   | 21,360  |  | 9,191,422                                     |  | 66,449                           | 66,449                        | 407,960  | 03/15/2028                       | 2.A FE  |
| ..805564-DV-0        | SAXON ASSET SEC TRUST SERIES 19992 CLASS BF1 8.410% 05/25/29                  |         | 09/01/2024    | Paydown                         |                           | 49,099        | 49,099     | 48,731      | 48,897                                  |  | 202                                     |   | 202   |  | 49,099  |  |                                  |                               | 775  | 05/25/2029                       | 1.A FM  |
| ..805564-QK-0        | SAXON ASSET SEC TRUST 5.839% 08/25/35   |         | 09/25/2024    | Paydown                         |                           | 25,940        | 25,940     | 23,719      | 24,592                                  |  | 1,348                                   |   | 1,348   |  | 25,940  |  |                                  |                               | 685  | 08/25/2035                       | 1.A FM  |
| ..805564-QL-8        | SAXON ASSET SEC TRUST Flt % Due 8/25/2035 Mo-25 6.769% 08/25/35               |         | 09/25/2024    | Paydown                         |                           | 372           | 372        | 356         | 363                                     |  | 9                                       |   | 9   |  | 372   |  |                                  |                               | 12   | 08/25/2035                       | 1.A FM  |
| ..805564-SD-4        | SAXON ASSET SEC TRUST Flt % Due 10/25/2035 Mo-25 5.629% 10/25/35              |         | 09/25/2024    | Paydown                         |                           | 193,844       | 193,844    | 168,334     | 182,980                                 |  | 10,865                                  |   | 10,865  |  | 193,844                                       |  |                                  |                               | 2,382  | 10/25/2035                       | 1.A FM  |
| ..808513-BT-1        | SCHWAB, CHARLES CORP BASIC 1.950% 12/01/31                                    |         | 07/31/2024    | WELLS FARGO SECURITIES LLC      |                           | 10,199,250    | 12,500,000 | 9,389,875   | 9,560,324                               |  | 175,169                                 |   | 175,169   |  | 9,735,494                                     |  | 463,756                          | 463,756                       | 162,500  | 12/01/2031                       | 1.F FE  |
| ..81104P-AA-7        | SCRIPPS ESCROW INC BASIC 5.875% 07/15/27                                      |         | 08/07/2024    | BARCLAYS                        |                           | 700,000       | 1,000,000  | 919,000     | 935,020                                 |  | 9,840                                   |   | 9,840   |  | 944,859                                       |  | (244,859)                        | (244,859)                     | 62,503   | 07/15/2027                       | 4.C FE  |
| ..81105D-AB-1        | SCRIPPS ESCROW II INC BASIC 5.375% 01/15/31                                   |         | 09/30/2024    | Various                         |                           | 809,631       | 1,405,000  | 1,330,498   | 1,342,525                               |  | 5,469                                   |   | 5,469   |  | 1,347,994                                     |  | (538,362)                        | (538,362)                     | 91,462   | 01/15/2031                       | 5.B FE  |
| ..81375W-CU-8        | Securitized Asset Backed Recei SERIES 2005OP1 CLASS M3 5.990% 01/25/35        |         | 09/26/2024    | Paydown                         |                           | 55,422        | 55,422     | 54,591      | 54,810                                  |  | 612                                     |   | 612   |  | 55,422  |  |                                  |                               | 1,284  | 01/25/2035                       | 1.A FM  |
| ..817743-AJ-6        | SERVPRO MASTER ISSUER, LLC SERIES 20241A CLASS A2 6.174% 01/25/54             |         | 07/25/2024    | Paydown                         |                           | 37,500        | 37,500     | 37,500      | 37,500                                  |  |   |   |   |  | 37,500  |  |                                  |                               | 1,164  | 01/25/2054                       | 2.C FE  |
| ..82436@-AA-8        | GVEST FREDERICKSBURG LLC GVEST FREDERICKSBURG LLC 4.500% 06/15/38             |         | 09/15/2024    | Redemption 100.0000             |                           | 163,832       | 163,832    | 163,832     | 163,832                                 |  |   |   |   |  | 163,832                                       |  |                                  |                               | 4,917  | 06/15/2038                       | 2.B   |
| ..829259-AY-6        | SINCLAIR TELEVISION GROU BASIC 5.500% 03/01/30                                |         | 08/15/2024    | MARKET AXESS                    |                           | 3,171,222     | 5,500,000  | 5,084,500   | 5,200,333                               |  | 23,859                                  |   | 23,859  |  | 5,224,193                                     |  | (2,052,971)                      | (2,052,971)                   | 212,632  | 03/01/2030                       | 5.A FE  |
| ..83088@-B*-5        | SKYWAY CONCESSION COMPANY SKYWAY CONCESSION COMPANY LLC 3.660% 07/10/24       |         | 07/10/2024    | Maturity                        |                           | 15,000,000    | 15,000,000 | 15,000,000  | 15,000,000                              |  |   |   |   |  | 15,000,000                                    |  |                                  |                               | 288,225  | 07/10/2024                       | 2.B PL  |
| ..83612C-AE-9        | SVHE 2006-OPT5 5.209% 07/25/36  |         | 09/25/2024    | Paydown                         |                           | 306,533       | 306,533    | 259,757     | 273,444                                 |  | 33,089                                  |   | 33,089  |  | 306,533                                       |  |                                  |                               | 5,774  | 07/25/2036                       | 1.A FM  |
| ..83612H-AD-0        | SVHE 2006-3 Flt % Due 11/25/2036 Mo-25 5.219% 11/25/36                        |         | 09/25/2024    | Paydown                         |                           | 116,226       | 116,226    | 87,319      | 112,129                                 |  | 4,097                                   |   | 4,097   |  | 116,226                                       |  |                                  |                               | 3,573  | 11/25/2036                       | 1.A FM  |

EO5.15

STATEMENT AS OF SEPTEMBER 30, 2024 OF THE GUARDIAN LIFE INSURANCE COMPANY OF AMERICA

**SCHEDULE D - PART 4**

Show All Long-Term Bonds and Stock Sold, Redeemed or Otherwise Disposed of During the Current Quarter

| 1                    | 2   | 3       | 4             | 5                  | 6                         | 7             | 8         | 9           | 10                                      | Change In Book/Adjusted Carrying Value   |   |   |   |  | 16  | 17                                       | 18                               | 19                            | 20   | 21                               | 22  |
|----------------------|---|---------|---------------|--------------------|---------------------------|---------------|-----------|-------------|---|--|---|---|---|--|---|--|----------------------------------|-------------------------------|--|----------------------------------|---|
|                      |   |         |               |                    |                           |               |           |             |   | 11                                       | 12                                      | 13  | 14  | 15   |   |  |                                  |                               |  |                                  |   |
| CUSIP Identification | Description   | Foreign | Disposal Date | Name of Purchaser  | Number of Shares of Stock | Consideration | Par Value | Actual Cost | Prior Year Book/Adjusted Carrying Value | Unrealized Valuation Increase/(Decrease) | Current Year's (Amortization)/Accretion | Current Year's Other Than Temporary Impairment Recognized | Total Change in Book/Adjusted Carrying Value (11 + 12 - 13) | Total Foreign Exchange Change in Book /Adjusted Carrying Value | Book/Adjusted Carrying Value at Disposal Date | Foreign Exchange Gain (Loss) on Disposal | Realized Gain (Loss) on Disposal | Total Gain (Loss) on Disposal | Bond Interest/Stock Dividends Received During Year | Stated Contractual Maturity Date | NAIC Designation, NAIC Designation Modifier and SVO Administrative Symbol |
| ..83612H-AD-0        | SVHE 2006-3 Flt % Due 11/25/2036 Mo-25  |         | 09/25/2024    | Paydown            |                           | 2,613         | 2,613     | 2,313       | 2,565                                   |  | 48                                      |   | 48  |  | 2,613   |  |                                  |                               | 78   | 11/25/2036                       | 1.B FM  |
| ..83612H-AD-0        | SVHE 2006-3 Flt % Due 11/25/2036 Mo-25  |         | 09/25/2024    | Paydown            |                           | 5,667         | 5,667     | 4,920       | 5,553                                   |  | 114                                     |   | 114   |  | 5,667   |  |                                  |                               | 200  | 11/25/2036                       | 1.C FM  |
| ..83612H-AD-0        | SVHE 2006-3 Flt % Due 11/25/2036 Mo-25  |         | 09/25/2024    | Paydown            |                           | 588           | 588       | 524         | 578                                     |  | 10                                      |   | 10  |  | 588   |  |                                  |                               | 21   | 11/25/2036                       | 1.D FM  |
| ..83613G-AB-5        | Soundview Home Equity Loan Tru SERIES 20081 CLASS A2 6.000% 02/25/38          |         | 09/01/2024    | Paydown            |                           | 17,426        | 17,426    | 17,382      | 17,386                                  |  | 40                                      |   | 40  |  | 17,426  |  |                                  |                               | 292  | 02/25/2038                       | 1.A FM  |
| ..84751P-KW-8        | Specialty Underwriting & Resid Flt % Due 12/25/2036 06-AB1 5.269% 12/25/36    |         | 09/25/2024    | Paydown            |                           | 48,900        | 48,900    | 47,540      | 47,882                                  |  | 1,018                                   |   | 1,018   |  | 48,900  |  |                                  |                               | 1,640  | 12/25/2036                       | 1.A FM  |
| ..84860*-AB-9        | SPIRITS OF ST. LOUIS BASKETBALL SENIOR SECURED NOTES 3.850% 03/31/33          |         | 09/30/2024    | Redemption         | 100.0000                  | 124,976       | 124,976   | 124,976     | 124,976                                 |  |   |   |   |  | 124,976                                       |  |                                  |                               | 3,609  | 03/31/2033                       | 2.C PL  |
| ..848609-AA-1        | SPIRITS NEWCO LLC SENIOR SECURED NOTES  |         | 09/30/2024    | Redemption         | 100.0000                  | 131,728       | 131,728   | 131,728     | 131,728                                 |  |   |   |   |  | 131,728                                       |  |                                  |                               | 5,236  | 06/30/2036                       | 2.C PL  |
| ..85573J-AC-0        | Starwood Mortgage Residential SERIES 20213 CLASS A3 1.518% 06/25/56           |         | 09/01/2024    | Paydown            |                           | 79,410        | 79,410    | 69,037      |   |  | 10,373                                  |   | 10,373  |  | 79,410  |  |                                  |                               | 100  | 06/25/2056                       | 1.A FE  |
| ..858271-A*-0        | TRANSMISSION SERVICES HOLDINGS TRANSMISSION SERVICES HOLDINGS 3.820% 06/30/47 |         | 09/30/2024    | Redemption         | 100.0000                  | 371,545       | 371,545   | 371,545     | 371,545                                 |  |   |   |   |  | 371,545                                       |  |                                  |                               | 12,910   | 06/30/2047                       | 2.B PL  |
| ..858586-J*-2        | STEPAN COMPANY SENIOR NOTES 3.950% 07/10/27                                   |         | 07/10/2024    | Redemption         | 100.0000                  | 2,000,000     | 2,000,000 | 2,000,000   | 2,000,000                               |  |   |   |   |  | 2,000,000                                     |  |                                  |                               | 79,000   | 07/10/2027                       | 2.C PL  |
| ..86157#-AA-4        | STOLTHAVEN NEW ORLEANS, LLC STOLTHAVEN NEW ORLEANS, LLC 5.150% 07/17/29       |         | 07/17/2024    | Redemption         | 100.0000                  | 315,000       | 315,000   | 315,000     | 315,000                                 |  |   |   |   |  | 315,000                                       |  |                                  |                               | 16,223   | 07/17/2029                       | 2.B PL  |
| ..863579-BC-1        | SARM 2004-12 5.519% 09/25/34  |         | 09/25/2024    | Paydown            |                           | 134,063       | 134,063   | 111,105     | 115,076                                 |  | 18,987                                  |   | 18,987  |  | 134,063                                       |  |                                  |                               | 5,145  | 09/25/2034                       | 1.A FM  |
| ..86358E-MA-1        | SAIL 2004-8 Flt % Due 9/25/2034 Mo-25   |         | 09/25/2024    | Paydown            |                           | 46,616        | 46,616    | 41,736      | 45,858                                  |  | 758                                     |   | 758   |  | 46,616  |  |                                  |                               | 1,670  | 09/25/2034                       | 1.A FM  |
| ..86359A-3E-1        | SASC 2003-31A Adj % Due 10/25/2033 Mo-1                                       |         | 09/01/2024    | Paydown            |                           | 10,644        | 10,644    | 10,597      | 10,597                                  |  | 47                                      |   | 47  |  | 10,644  |  |                                  |                               | 468  | 10/25/2033                       | 1.A FM  |
| ..86359A-5A-7        | SASC 2003-31A Adj % Due 11/25/2033 Mo-1                                       |         | 09/01/2024    | Paydown            |                           | 45,524        | 45,524    | 45,795      | 45,707                                  |  | (183)                                   |   | (183)   |  | 45,524  |  |                                  |                               | 1,722  | 11/25/2033                       | 1.C FM  |
| ..86359A-FD-0        | SASC 2003-31A Flt % Due 12/25/2032 Mo-25                                      |         | 09/25/2024    | Paydown            |                           | 79,536        | 79,536    | 70,489      | 79,536                                  |  |   |   |   |  | 79,536  |  |                                  |                               | 2,366  | 12/25/2032                       | 3.B FM  |
| ..86359A-ZE-6        | SASC 2003-31A 7.194% 06/25/33   |         | 09/01/2024    | Paydown            |                           | 143,464       | 143,464   | 141,122     | 142,869                                 |  | 595                                     |   | 595   |  | 143,464                                       |  |                                  |                               | 6,930  | 06/25/2033                       | 1.A FM  |
| ..86359D-VX-2        | SASC 2005-NC2 SERIES 2005AR1 CLASS M2   |         | 09/25/2024    | Paydown            |                           | 124,510       | 124,510   | 120,655     | 121,663                                 |  | 2,848                                   |   | 2,848   |  | 124,510                                       |  |                                  |                               | 2,932  | 09/25/2035                       | 1.A FM  |
| ..86359L-DX-4        | SAMI 2004-ARS Flt % Due 10/19/2034 Mo-19                                      |         | 09/19/2024    | Paydown            |                           | 21,887        | 21,887    | 20,840      | 21,171                                  |  | 716                                     |   | 716   |  | 21,887  |  |                                  |                               | 840  | 10/19/2034                       | 1.A FM  |
| ..86359L-FN-4        | SAMI 2004-ARS Flt % Due 4/19/2035 Mo-19                                       |         | 09/19/2024    | Paydown            |                           | 10,733        | 10,733    | 10,317      | 10,406                                  |  | 327                                     |   | 327   |  | 10,733  |  |                                  |                               | 475  | 04/19/2035                       | 1.A FM  |
| ..86361N-AD-3        | Structured Asset Securities Co SERIES 2006GEL4 CLASS M1 5.350% 10/25/36       |         | 09/25/2024    | Paydown            |                           | 30,104        | 30,104    | 29,126      | 29,491                                  |  | 613                                     |   | 613   |  | 30,104  |  |                                  |                               | 983  | 10/25/2036                       | 1.A FM  |
| ..87054#-AA-6        | SWEETWATER ROYALTIES LLC SWEETWATER ROYALTIES LLC 5.320% 09/30/40             |         | 09/30/2024    | Redemption         | 100.0000                  | 451,754       | 451,754   | 451,754     | 451,754                                 |  |   |   |   |  | 451,754                                       |  |                                  |                               | 24,034   | 09/30/2040                       | 2.B PL  |
| ..872898-AA-9        | TSMC ARIZONA CORP BASIC 1.750% 10/25/26                                       |         | 07/17/2024    | ALLIANCE BERNSTEIN |                           | 1,511,946     | 1,620,000 | 1,502,356   | 1,542,421                               |  | 14,483                                  |   | 14,483  |  | 1,556,905                                     |  | (44,959)                         | (44,959)                      | 20,711   | 10/25/2026                       | 1.D FE  |
| ..872898-AJ-0        | TSMC ARIZONA CORP BASIC 4.500% 04/22/52                                       |         | 09/12/2024    | ALLIANCE BERNSTEIN |                           | 1,236,519     | 1,230,000 | 1,227,183   | 1,227,262                               |  | 34                                      |   | 34  |  | 1,227,296                                     |  | 9,223                            | 9,223                         | 49,354   | 04/22/2052                       | 1.D FE  |
| ..88047P-AA-2        | TENN MERGER SUB INC 6.375% 02/01/25   |         | 07/31/2024    | Call               | 100.0000                  | 1,250,000     | 1,250,000 | 856,250     | 1,046,127                               |  | 76,071                                  |   | 76,071  |  | 1,188,034                                     |  | 61,966                           | 61,966                        | 79,688   | 02/01/2025                       | 6. FE   |
| ..881561-UK-8        | TMTS 2005-8HE Flt % Due 7/25/2035 Mo-25                                       |         | 09/25/2024    | Paydown            |                           | 292,281       | 292,281   | 216,636     | 253,943                                 |  | 38,338                                  |   | 38,338  |  | 292,281                                       |  |                                  |                               | 9,678  | 07/25/2035                       | 1.A FM  |
| ..88687#-AA-9        | TILLMAN NETWORKS FINANCING II TILLMAN NETWORKS FINANCING II 5.000% 12/16/30   |         | 09/16/2024    | Redemption         | 100.0000                  | 253,681       | 253,681   | 253,681     | 253,681                                 |  |   |   |   |  | 253,681                                       |  |                                  |                               | 8,459  | 12/16/2030                       | 2.A PL  |
| ..88687#-AB-7        | TILLMAN NETWORKS FINANCING II TILLMAN NETWORKS FINANCING II 5.350% 10/16/31   |         | 09/16/2024    | Redemption         | 100.0000                  | 241,862       | 241,862   | 241,862     | 241,862                                 |  |   |   |   |  | 241,862                                       |  |                                  |                               | 8,115  | 10/16/2031                       | 2.A PL  |

E05.16

STATEMENT AS OF SEPTEMBER 30, 2024 OF THE GUARDIAN LIFE INSURANCE COMPANY OF AMERICA

**SCHEDULE D - PART 4**

Show All Long-Term Bonds and Stock Sold, Redeemed or Otherwise Disposed of During the Current Quarter

| 1                    | 2   | 3            | 4                | 5                          | 6                               | 7                  | 8          | 9              | 10   | Change In Book/Adjusted Carrying Value             |  |   |   |   | 16  | 17   | 18  | 19                                  | 20  | 21   | 22   |
|----------------------|---|--------------|------------------|----------------------------|---------------------------------|--------------------|------------|----------------|--|--|--|---|---|---|---|--|---|-------------------------------------|---|--|--|
|                      |   |              |                  |                            |                                 |                    |            |                |  | 11   | 12   | 13  | 14  | 15  |   |  |   |                                     |   |  |  |
| CUSIP Identification | Description   | For-<br>eign | Disposal<br>Date | Name<br>of Purchaser       | Number of<br>Shares of<br>Stock | Consid-<br>eration | Par Value  | Actual<br>Cost | Prior Year<br>Book/<br>Adjusted<br>Carrying<br>Value | Unrealized<br>Valuation<br>Increase/<br>(Decrease) | Current<br>Year's<br>(Amor-<br>tization)/<br>Accretion | Current<br>Year's<br>Other Than<br>Temporary<br>Impairment<br>Recogn-<br>ized | Total<br>Change in<br>Book/<br>Adjusted<br>Carrying<br>Value<br>(11 + 12 -<br>13) | Total<br>Foreign<br>Exchange<br>Change in<br>Book<br>/Adjusted<br>Carrying<br>Value | Book/<br>Adjusted<br>Carrying<br>Value at<br>Disposal<br>Date | Foreign<br>Exchange<br>Gain<br>(Loss) on<br>Disposal | Realized<br>Gain<br>(Loss) on<br>Disposal | Total Gain<br>(Loss) on<br>Disposal | Bond<br>Interest/<br>Stock<br>Dividends<br>Received<br>During<br>Year | Stated<br>Con-<br>tractual<br>Maturity<br>Date | NAIC<br>Desig-<br>nation,<br>NAIC<br>Desig-<br>nation<br>Modifier<br>and<br>SVO<br>Admini-<br>strative<br>Symbol |
| ..88947E-AR-1        | TOLL BROTHERS FINANCE CORP 4 7/8% Due 11/15/2025 MN15 4.875% 11/15/25       |              | 09/30/2024       | J.P. MORGAN                |                                 | 5,003,150          | 5,000,000  | 5,137,500      | 5,032,939  |  | (14,840)   |   | (14,840)  |   | 5,018,099   |  | (14,949)                                  | (14,949)                            | 213,958   | 11/15/2025                                     | 2.C FE   |
| ..89236T-KJ-3        | TOYOTA MOTOR CREDIT CORP BASIC 4.550% 09/20/27                              |              | 09/30/2024       | J.P. MORGAN                |                                 | 7,120,470          | 7,000,000  | 6,912,360      |  |  | 9,112  |   | 9,112   |   | 6,921,472   |  | 198,998                                   | 198,998                             | 168,982   | 09/20/2027                                     | 1.E FE   |
| ..89236T-LM-5        | TOYOTA MOTOR CREDIT CORP BASIC 4.800% 01/05/34                              |              | 07/31/2024       | WELLS FARGO SECURITIES LLC |                                 | 12,901,330         | 13,000,000 | 12,622,090     |  |  | 6,502  |   | 6,502   |   | 12,628,592  |  | 272,738                                   | 272,738                             | 357,067   | 01/05/2034                                     | 1.E FE   |
| ..898813-AP-5        | TUCSON ELECTRIC POWER CO BASIC 3.050% 03/15/25                              |              | 09/30/2024       | J.P. MORGAN                |                                 | 1,984,580          | 2,000,000  | 1,916,840      | 1,982,459  |  | 10,818   |   | 10,818  |   | 1,993,277   |  | (8,697)                                   | (8,697)                             | 63,711  | 03/15/2025                                     | 1.G FE   |
| ..90140B-AA-5        | MESIROW OPAL TI TRUST MESIROW OPAL TI TRUST 8.157% 01/10/30                 |              | 08/01/2024       | Redemption 100.0000        |                                 |                    | (14,426)   | (14,426)       | (14,426)   |  |  |   |   |   | (14,426)  |  |   |                                     |   | 01/10/2030                                     | 1.F PL   |
| ..90226#-AA-3        | 2014 REPLACEMENT POWER STATUTO (NOVEC) SENIOR SECURED NOTES 3.850% 05/31/29 |              | 09/30/2024       | Redemption 100.0000        |                                 | 553,500            | 553,500    | 546,148        | 409,991  |  | 7,381  |   | 7,381   |   | 553,500   |  |   |                                     | 13,430  | 05/31/2029                                     | 1.D PL   |
| ..902494-AX-1        | TYSON FOODS 3.95% Due 8/15/2024 FA15 3.950% 08/15/24                        |              | 08/15/2024       | Maturity                   |                                 | 100,000            | 100,000    | 102,819        | 100,139  |  | (139)  |   | (139)   |   | 100,000   |  |   |                                     | 3,950   | 08/15/2024                                     | 2.B FE   |
| ..90363#-AB-6        | USTA NATIONAL TENNIS CENTER, I 4.08% Due 9/8/2039 JJB 4.080% 09/08/39       |              | 07/08/2024       | Redemption 100.0000        |                                 | 235,430            | 235,430    | 235,430        | 235,430  |  |  |   |   |   | 235,430   |  |   |                                     | 9,766   | 09/08/2039                                     | 1.G FE   |
| ..91845#-AA-2        | VZ (SR NOTE) CTL PASS-THROUGH 3.81% Due 5/15/2035 Mo-15 3.810% 05/15/35     |              | 09/15/2024       | Redemption 100.0000        |                                 | 269,351            | 269,351    | 274,186        | 273,368  |  | (4,017)  |   | (4,017)   |   | 269,351   |  |   |                                     | 6,810   | 05/15/2035                                     | 2.A  |
| ..91854#-AA-4        | VERIZON CTL-HIDDEN RIDGE 3.62% Due 7/31/2036 Mo-15 3.620% 08/15/36          |              | 09/15/2024       | Redemption 100.0000        |                                 | 259,970            | 259,970    | 259,970        | 259,970  |  |  |   |   |   | 259,970   |  |   |                                     | 6,284   | 08/15/2036                                     | 2.A  |
| ..91862#-AA-4        | PITTSBURGH 2021 LEASE FINANCE PITTSBURGH 2021 LEASE FINANCE 2.900% 02/15/43 |              | 09/16/2024       | Redemption 100.0000        |                                 | 168,466            | 168,466    | 168,466        | 168,466  |  |  |   |   |   | 168,466   |  |   |                                     | 3,258   | 02/15/2043                                     | 1.A  |
| ..918790-AP-4        | VAIL RESORTS INC BASIC 6.500% 05/15/32                                      |              | 09/04/2024       | J.P. MORGAN                |                                 | 2,080,000          | 2,000,000  | 2,000,000      |  |  |  |   |   |   | 2,000,000   |  | 80,000                                    | 80,000                              | 42,250  | 05/15/2032                                     | 3.C FE   |
| ..927804-FA-7        | VIRGINIA ELECTRIC POWER 6% Due 1/15/2036 JJJ15 6.000% 01/15/36              |              | 07/31/2024       | Various                    |                                 | 7,532,532          | 7,100,000  | 7,140,172      | 7,124,872  |  | (854)  |   | (854)   |   | 7,124,018   |  | 408,514                                   | 408,514                             | 444,933   | 01/15/2036                                     | 2.A FE   |
| ..92783#-AA-4        | VIRGINIA INTERNATIONAL GATEWAY 3.93% Due 6/30/2030 MJSD30 3.930% 06/30/30   |              | 09/30/2024       | Redemption 100.0000        |                                 | 88,814             | 88,814     | 88,814         | 88,814   |  |  |   |   |   | 88,814  |  |   |                                     | 2,618   | 06/30/2030                                     | 1.F PL   |
| ..92841E-AA-7        | VISTAJET MALTA FINANCE PLC VISTAJET MALTA FINANCE PLC 3.875% 08/15/31       |              | 08/15/2024       | Redemption 100.0000        |                                 | 1,085,398          | 1,085,398  | 1,008,205      | 1,010,612  |  | 74,786   |   | 74,786  |   | 1,085,398   |  |   |                                     | 42,059  | 08/15/2031                                     | 2.A PL   |
| ..92841F-AA-4        | VISTAJET MALTA FINANCE PLC VISTAJET MALTA FINANCE PLC 6.250% 08/15/30       |              | 08/15/2024       | Redemption 100.0000        |                                 | 668,714            | 668,714    | 668,714        | 668,714  |  |  |   |   |   | 668,714   |  |   |                                     | 41,795  | 08/15/2030                                     | 3.B PL   |
| ..92925C-BH-4        | WAMU 2005-AR19 Flt % Due 12/25/2045 Mo-25 5.469% 12/25/45                   |              | 09/25/2024       | Paydown                    |                                 | 23,898             | 23,898     | 21,628         | 22,405   |  | 1,494  |   | 1,494   |   | 23,898  |  |   |                                     | 808   | 12/25/2045                                     | 1.A FM   |
| ..92980#-AB-7        | W2W FINANCE LLC W2W FINANCE LLC 4.600% 01/31/32                             |              | 09/30/2024       | Redemption 100.0000        |                                 | 216,203            | 216,203    | 216,203        | 216,203  |  |  |   |   |   | 216,203   |  |   |                                     | 7,459   | 01/31/2032                                     | 2.B PL   |
| ..931142-CB-7        | WAL-MART STORES 5 1/4% Due 9/1/2035 MS1 5.250% 09/01/35                     |              | 09/30/2024       | J.P. MORGAN                |                                 | 5,990,765          | 5,500,000  | 5,167,690      | 5,292,555  |  | 9,636  |   | 9,636   |   | 5,302,190   |  | 688,575                                   | 688,575                             | 312,813   | 09/01/2035                                     | 1.C FE   |
| ..931142-EM-1        | WAL-MART STORES BASIC 3.050% 07/08/26                                       |              | 07/31/2024       | WELLS FARGO SECURITIES LLC |                                 | 9,253,665          | 9,500,000  | 9,154,770      | 9,216,706  |  | 62,958   |   | 62,958  |   | 9,279,664   |  | (25,999)                                  | (25,999)                            | 308,262   | 07/08/2026                                     | 1.C FE   |
| ..931142-EX-7        | WAL-MART STORES BASIC 3.950% 09/09/27                                       |              | 09/30/2024       | J.P. MORGAN                |                                 | 7,053,480          | 7,000,000  | 6,881,490      |  |  | 17,966   |   | 17,966  |   | 6,899,456   |  | 154,024                                   | 154,024                             | 293,397   | 09/09/2027                                     | 1.C FE   |
| ..94978#-BE-6        | LEGG MASON MORTGAGE CAPITAL 6 1/4% Due 2/1/2028 Mo-1 6.250% 02/01/28        |              | 09/01/2024       | Redemption 100.0000        |                                 | 213,217            | 213,217    | 214,182        | 213,422  |  | (205)  |   | (205)   |   | 213,217   |  |   |                                     | 8,888   | 02/01/2028                                     | 2.C  |
| ..96042U-AB-7        | Westlake Automobile Receivable SERIES 2023P1 CLASS A2 5.890% 02/16/27       |              | 09/15/2024       | Paydown                    |                                 | 1,684,564          | 1,684,564  | 1,684,469      | 1,684,471  |  | 93   |   | 93  |   | 1,684,564   |  |   |                                     | 66,061  | 02/16/2027                                     | 1.A FE   |
| ..96188#-AA-6        | WETT HOLDINGS LLC SENIOR SECURED NOTES 4.310% 12/18/24                      |              | 07/01/2024       | Redemption 100.0000        |                                 | 6,310,961          | 6,310,961  | 6,310,961      | 6,267,292  |  | 43,670   |   | 43,670  |   | 6,310,961   |  |   |                                     | 138,674   | 12/18/2024                                     | 2.B PL   |
| ..96928#-AH-6        | WILLIAM BLAIR CTL CTL PASS-THRU TRUST - SEE USER 6.130% 01/15/32            |              | 09/15/2024       | Redemption 100.0000        |                                 | 49,557             | 49,557     | 49,557         | 49,557   |  |  |   |   |   | 49,557  |  |   |                                     | 2,739   | 01/15/2032                                     | 2.B  |
| ..96928#-FP-7        | BECKNELL INDUSTRIAL CHAMPAIGN SENIOR SECURED NOTES 4.470% 01/15/35          |              | 09/15/2024       | Redemption 100.0000        |                                 | 288,012            | 288,012    | 296,916        | 293,220  |  | (5,208)  |   | (5,208)   |   | 288,012   |  |   |                                     | 8,611   | 01/15/2035                                     | 2.C FE   |

E05.17

STATEMENT AS OF SEPTEMBER 30, 2024 OF THE GUARDIAN LIFE INSURANCE COMPANY OF AMERICA

**SCHEDULE D - PART 4**

Show All Long-Term Bonds and Stock Sold, Redeemed or Otherwise Disposed of During the Current Quarter

| 1                    | 2  | 3            | 4                | 5                    | 6                               | 7                  | 8          | 9              | 10   | Change In Book/Adjusted Carrying Value             |  |   |   |   | 16  | 17   | 18  | 19                                  | 20  | 21   | 22   |
|----------------------|--|--------------|------------------|----------------------|---------------------------------|--------------------|------------|----------------|--|--|--|---|---|---|---|--|---|-------------------------------------|---|--|--|
|                      |  |              |                  |                      |                                 |                    |            |                |  | 11   | 12   | 13  | 14  | 15  |   |  |   |                                     |   |  |  |
| CUSIP Identification | Description  | For-<br>eign | Disposal<br>Date | Name<br>of Purchaser | Number of<br>Shares of<br>Stock | Consid-<br>eration | Par Value  | Actual<br>Cost | Prior Year<br>Book/<br>Adjusted<br>Carrying<br>Value | Unrealized<br>Valuation<br>Increase/<br>(Decrease) | Current<br>Year's<br>(Amor-<br>tization)/<br>Accretion | Current<br>Year's<br>Other Than<br>Temporary<br>Impairment<br>Recogn-<br>ized | Total<br>Change in<br>Book/<br>Adjusted<br>Carrying<br>Value<br>(11 + 12 -<br>13) | Total<br>Foreign<br>Exchange<br>Change in<br>Book<br>/Adjusted<br>Carrying<br>Value | Book/<br>Adjusted<br>Carrying<br>Value at<br>Disposal<br>Date | Foreign<br>Exchange<br>Gain<br>(Loss) on<br>Disposal | Realized<br>Gain<br>(Loss) on<br>Disposal | Total Gain<br>(Loss) on<br>Disposal | Bond<br>Interest/<br>Stock<br>Dividends<br>Received<br>During<br>Year | Stated<br>Con-<br>tractual<br>Maturity<br>Date | NAIC<br>Desig-<br>nation,<br>NAIC<br>Desig-<br>nation<br>Modifier<br>and<br>SVO<br>Admini-<br>strative<br>Symbol |
| ..97651#-AG-9        | WINIWHOLESALE INC. SENIOR UNSECURED NOTES<br>4.020% 08/20/27                     |              | 08/20/2024       | Redemption 100.0000  |                                 | 2,000,000          | 2,000,000  | 2,000,000      | 2,000,000  |  |  |   |   |   | 2,000,000   |  |   |                                     | 81,400  | 08/20/2027                                     | 2.B  |
| ..983133-AC-3        | WYNN RESORTS FINANCE LLC BASIC 7.125%<br>02/15/31                                |              | 08/07/2024       | MORGAN STANLEY       |                                 | 3,112,500          | 3,000,000  | 2,987,875      | 2,988,915  |  | 734  |   | 734   |   | 2,989,649   |  | 122,851                                   | 122,851                             | 209,594   | 02/15/2031                                     | 3.C FE   |
| ..BQ1012-BS-6        | WIPRO IT SERVICE BASIC 1.500% 06/23/26   |              | 09/16/2024       | ALLIANCE BERNSTEIN   |                                 | 1,808,800          | 1,900,000  | 1,853,378      | 1,873,615  |  | 7,438  |   | 7,438   |   | 1,881,053   |  | (72,253)                                  | (72,253)                            | 20,900  | 06/23/2026                                     | 1.G FE   |
| ..C4111#-AJ-0        | GRAYMONT WESTERN CANADA INC. GRAYMONT WESTERN<br>CANADA INC. 3.560% 08/21/34     |              | 08/21/2024       | Redemption 100.0000  |                                 | 400,000            | 400,000    | 400,000        | 400,000  |  |  |   |   |   | 400,000   |  |   |                                     | 14,240  | 08/21/2034                                     | 2.C PL   |
| ..LX2000-91-2        | HOLLEY INC HOLLEY INC 1L TL S+375<br>11/17/28                                    |              | 09/30/2024       | Redemption 100.0000  |                                 | 23,508             | 23,508     | 23,388         | 23,600   |  | (92)   |   | (92)  |   | 23,508  |  |   |                                     | 1,656   | 11/17/2028                                     | 4.B FE   |
| ..LX2185-01-0        | NEW FORTRESS ENERGY INC NEW FORTRESS ENERGY<br>TLB S+500 10/30/28                |              | 07/01/2024       | MORGAN STANLEY       |                                 |                    |            |                |  |  | (138)  |   | 43  |   | 43  |  | (181)                                     | (181)                               | 154,225   | 10/30/2028                                     | 3.C FE   |
| ..LX2185-01-0        | NEW FORTRESS ENERGY INC NEW FORTRESS ENERGY<br>TLB S+500 10/30/28                |              | 07/01/2024       | Redemption 0.0000    |                                 |                    |            |                |  |  |  |   |   |   |   |  |   |                                     | 3,286   | 10/30/2028                                     | 3.C FE   |
| ..LX2185-01-0        | NEW FORTRESS ENERGY INC NEW FORTRESS ENERGY<br>TLB S+500 10/30/28                |              | 09/30/2024       | Redemption 100.0000  |                                 | 39,987             | 39,987     | 36,788         | 36,726   |  | 3,261  |   | 3,261   |   | 39,987  |  |   |                                     | 3,093   | 10/30/2028                                     | 4.A FE   |
| ..R6236#-AA-0        | NORSPAN LNG III AS NORSPAN LNG III AS<br>4.870% 07/27/29                         |              | 08/31/2024       | Redemption 100.0000  |                                 | 886,066            | 886,066    | 886,066        | 886,066  |  |  |   |   |   | 886,066   |  |   |                                     | 43,151  | 07/27/2029                                     | 2.C PL   |
| ..008911-BK-4        | AIR CANADA 008911BK4 3.875% 08/15/26   | A            | 07/23/2024       | MARKET AXESS         |                                 | 2,876,388          | 2,996,000  | 2,725,762      | 2,787,670  |  | 41,709   |   | 41,709  |   | 2,829,378   |  | 47,010                                    | 47,010                              | 109,278   | 08/15/2026                                     | 3.A FE   |
| ..097751-CC-3        | BOMBARDIER INC BASIC 7.000% 06/01/32   | A            | 09/16/2024       | Various              |                                 | 2,773,050          | 2,660,000  | 2,660,000      |  |  |  |   |   | 2,660,000   |   | 113,050  | 113,050                                   | 52,757                              | 06/01/2032  | 4.A FE   |  |
| ..39072F-AB-3        | GREAT LAKES POWER HOLDINGS LP GREAT LAKES<br>POWER HOLDINGS LP 5.132% 11/30/29   |              | 09/30/2024       | Redemption 100.0000  |                                 | 176,379            | 176,379    | 176,379        | 176,379  |  |  |   | (5,345)   |   | 176,379   |  | 1,590                                     | 1,590                               | 6,784   | 11/30/2029                                     | 2.B FE   |
| ..559222-AR-5        | MAGNA INTERNATIONAL INC -CLA 4.15% Due<br>10/1/2025 A01 4.150% 10/01/25          | A            | 09/30/2024       | J.P. MORGAN          |                                 | 6,981,100          | 7,000,000  | 7,627,400      | 7,119,124  |  | (58,731)   |   | (58,731)  |   | 7,060,393   |  | (79,293)                                  | (79,293)                            | 145,250   | 10/01/2025                                     | 1.G FE   |
| ..63002#-AA-0        | NRM CABIN INTERMEDIATE #2 LP NRM CABIN<br>INTERMEDIATE #2 LP 6.630% 07/31/33     |              | 07/31/2024       | Redemption 100.0000  |                                 | 1,187,952          | 1,219,481  | 1,187,952      | 1,187,952  |  |  |   |   |   | 1,187,952   |  | (31,529)                                  | (31,529)                            | 37,349  | 07/31/2033                                     | 2.C FE   |
| ..63002#-AA-2        | NRM CABIN INTERMEDIATE #1 LP NRM CABIN<br>INTERMEDIATE #1 LP 5.583% 07/31/33     |              | 07/31/2024       | Redemption 100.0000  |                                 | 525,031            | 538,965    | 525,031        | 525,031  |  |  |   |   |   | 525,031   |  | (13,935)                                  | (13,935)                            | 13,900  | 07/31/2033                                     | 1.G FE   |
| ..780082-AD-5        | ROYAL BANK OF CANADA 4.65% Due 1/27/2026 JJ27<br>4.650% 01/27/26                 | A            | 07/31/2024       | Various              |                                 | 14,897,700         | 15,000,000 | 15,043,050     | 15,015,573   |  | (4,241)  |   | (4,241)   |   | 15,011,331  |  | (113,631)                                 | (113,631)                           | 705,250   | 01/27/2026                                     | 1.G FE   |
| ..C1465*-AL-7        | CGI GROUP INC GUARANTEED SENIOR NOTES<br>4.060% 09/12/24                         | A            | 09/12/2024       | Maturity             |                                 | 28,000,000         | 28,000,000 | 28,000,000     | 28,000,000   |  |  |   |   |   | 28,000,000  |  |   |                                     | 1,136,800   | 09/12/2024                                     | 2.A  |
| ..C6802#-AA-0        | OILERS ENTERTAINMENT GROUP OILERS<br>ENTERTAINMENT GROUP 4.560% 06/30/51         |              | 09/30/2024       | Redemption 100.0000  |                                 | 86,731             | 86,731     | 86,731         | 86,731   |  |  |   | 2,951   |   | 86,731  |  | (4,828)                                   | (4,828)                             | 4,946   | 06/30/2051                                     | 2.B PL   |
| ..65814#-AA-2        | MARI JONE LTD. /MARI BOYLE LTD MARI JONE<br>SEREIS A 5.580% 06/30/31             |              | 09/30/2024       | Redemption 100.0000  |                                 | 93,203             | 93,203     | 93,203         | 93,203   |  |  |   |   |   | 93,203  |  |   |                                     | 3,901   | 06/30/2031                                     | 2.C PL   |
| ..65814#-AB-0        | MARI JONE LTD. /MARI BOYLE LTD MARI JONE<br>SEREIS B 5.580% 06/30/31             |              | 09/30/2024       | Redemption 100.0000  |                                 | 93,203             | 93,203     | 93,203         | 93,203   |  |  |   |   |   | 93,203  |  |   |                                     | 3,901   | 06/30/2031                                     | 2.C PL   |
| ..G9400#-AA-4        | MARI COUVA / MARI KOKAKO MARI COUVA LTD<br>5.350% 09/30/33                       |              | 09/30/2024       | Redemption 100.0000  |                                 | 125,489            | 125,489    | 125,489        | 125,489  |  |  |   |   |   | 125,489   |  |   |                                     | 5,035   | 09/30/2033                                     | 2.C PL   |
| ..G9400#-AB-2        | MARI COUVA / MARI KOKAKO MARI KOKAKO 5.350%<br>09/30/33                          |              | 09/30/2024       | Redemption 100.0000  |                                 | 125,489            | 125,489    | 125,489        | 125,489  |  |  |   |   |   | 125,489   |  |   |                                     | 5,035   | 09/30/2033                                     | 2.C PL   |
| ..02364#-AP-0        | AMERICAN MOVIL SA DE CV 6 1/8% Due 11/15/2037<br>M15 6.125% 11/15/37             | D            | 09/11/2024       | ALLIANCE BERNSTEIN   |                                 | 768,315            | 690,000    | 755,826        |  |  | (243)  |   | (243)   |   | 755,583   |  | 12,732                                    | 12,732                              | 13,735  | 11/15/2037                                     | 2.A FE   |
| ..03328#-AW-8        | ANHC 2016-9A SERIES 20169A CLASS CR2<br>7.797% 07/15/32                          | D            | 07/24/2024       | Call 100.0000        |                                 | 9,850,000          | 9,850,000  | 9,850,000      | 9,850,000  |  |  |   |   |   | 9,850,000   |  |   |                                     | 606,153   | 07/15/2032                                     | 1.F FE   |
| ..036011-AJ-3        | ANNSA 2016-2A SERIES 20162A CLASS BR 7.197%<br>07/20/31                          | D            | 07/22/2024       | Various              |                                 | 15,000,000         | 15,000,000 | 15,000,000     | 15,000,000   |  |  |   |   |   | 15,000,000  |  |   |                                     | 835,478   | 07/20/2031                                     | 1.B FE   |
| ..05256L-AB-9        | AUSTRALIA PACIFIC LNG AUSTRALIA PACIFIC LNG<br>4.820% 09/30/30                   | D            | 09/30/2024       | Redemption 100.0000  |                                 | 320,383            | 320,383    | 320,383        | 320,383  |  |  |   |   |   | 320,383   |  |   |                                     | 15,442  | 09/30/2030                                     | 2.B FE   |
| ..05256L-AC-7        | AUSTRALIA PACIFIC LNG PROC PTY AUSTRALIA<br>PACIFIC LNG PROC PTY 4.850% 09/30/30 | D            | 09/30/2024       | Redemption 100.0000  |                                 | 106,667            | 106,667    | 106,667        | 106,667  |  |  |   |   |   | 106,667   |  |   |                                     | 5,173   | 09/30/2030                                     | 2.B FE   |

E05.18

STATEMENT AS OF SEPTEMBER 30, 2024 OF THE GUARDIAN LIFE INSURANCE COMPANY OF AMERICA

**SCHEDULE D - PART 4**

Show All Long-Term Bonds and Stock Sold, Redeemed or Otherwise Disposed of During the Current Quarter

| 1                    | 2   | 3       | 4             | 5                          | 6                         | 7             | 8          | 9           | 10                                      | Change In Book/Adjusted Carrying Value   |   |   |   |  | 16  | 17                                       | 18                               | 19                            | 20   | 21                               | 22  |
|----------------------|---|---------|---------------|----------------------------|---------------------------|---------------|------------|-------------|---|--|---|---|---|--|---|--|----------------------------------|-------------------------------|--|----------------------------------|---|
|                      |   |         |               |                            |                           |               |            |             |   | 11                                       | 12                                      | 13  | 14  | 15   |   |  |                                  |                               |  |                                  |   |
| CUSIP Identification | Description   | Foreign | Disposal Date | Name of Purchaser          | Number of Shares of Stock | Consideration | Par Value  | Actual Cost | Prior Year Book/Adjusted Carrying Value | Unrealized Valuation Increase/(Decrease) | Current Year's (Amortization)/Accretion | Current Year's Other Than Temporary Impairment Recognized | Total Change in Book/Adjusted Carrying Value (11 + 12 - 13) | Total Foreign Exchange Change in Book /Adjusted Carrying Value | Book/Adjusted Carrying Value at Disposal Date | Foreign Exchange Gain (Loss) on Disposal | Realized Gain (Loss) on Disposal | Total Gain (Loss) on Disposal | Bond Interest/Stock Dividends Received During Year | Stated Contractual Maturity Date | NAIC Designation, NAIC Designation Modifier and SVO Administrative Symbol |
| 058950-AA-4          | BANCO BBVA PERU SA BASIC 6.200% 06/07/34                            | D       | 09/26/2024    | ALLIANCE BERNSTEIN         |                           | 1,137,950     | 1,100,000  | 1,100,000   |   |  |   |   |   |  | 1,100,000                                     |  | 37,950                           | 37,950                        | 71,989   | 06/07/2034                       | 3.A FE  |
| 06738E-AE-5          | BARCLAYS PLC 3.650% 03/16/25  | D       | 09/30/2024    | J.P. MORGAN                |                           | 13,922,860    | 14,000,000 | 13,678,000  | 13,944,269                              |  | 34,274                                  |   | 34,274  |  | 13,978,544                                    |  | (55,684)                         | (55,684)                      | 532,292  | 03/16/2025                       | 2.A FE  |
| 08523A-AA-6          | BERMUDA SKYPORT CORPORATION LI SENIOR SECURED NOTES 5.900% 02/15/42 | D       | 08/15/2024    | Redemption 100.0000        |                           | 259,737       | 259,737    | 259,737     | 259,737                                 |  |   |   |   |  | 259,737                                       |  |                                  |                               | 15,324   | 02/15/2042                       | 2.A PL  |
| 090976-AE-1          | Birch Grove CLO Ltd. SERIES 20235A CLASS B 8.233% 04/20/35          | D       | 09/26/2024    | Call 100.0000              |                           | 5,000,000     | 5,000,000  | 5,000,000   | 5,000,000                               |  |   |   |   |  | 5,000,000                                     |  |                                  |                               | 318,298  | 04/20/2035                       | 1.C FE  |
| 090976-AG-6          | Birch Grove CLO Ltd. SERIES 20235A CLASS C 8.883% 04/20/35          | D       | 09/26/2024    | Call 100.0000              |                           | 12,000,000    | 12,000,000 | 12,000,000  | 12,000,000                              |  |   |   |   |  | 12,000,000                                    |  |                                  |                               | 823,714  | 04/20/2035                       | 1.F FE  |
| 09629L-AE-5          | Bluemountain CLO Ltd SERIES 201823A CLASS B 7.245% 10/20/31         | D       | 07/22/2024    | Call 100.0000              |                           | 5,000,000     | 5,000,000  | 4,995,000   | 4,995,774                               |  | 341                                     |   | 341   |  | 4,996,115                                     |  | 3,885                            | 3,885                         | 280,409  | 10/20/2031                       | 1.C FE  |
| 10554T-AH-8          | BRASKEM NETHERLANDS BASIC 8.500% 01/12/31                           | D       | 08/08/2024    | ALLIANCE BERNSTEIN         |                           | 570,620       | 554,000    | 546,941     | 547,227                                 |  | 271                                     |   | 271   |  | 547,498                                       |  | 23,122                           | 23,122                        | 42,773   | 01/12/2031                       | 3.A FE  |
| 14686B-AJ-6          | Carval CLO LTD SERIES 20231A CLASS C 8.983% 01/20/35                | C       | 07/22/2024    | Call 100.0000              |                           | 13,750,000    | 13,750,000 | 13,750,000  | 13,750,000                              |  |   |   |   |  | 13,750,000                                    |  |                                  |                               | 954,381  | 01/20/2035                       | 1.F FE  |
| 15132H-AJ-0          | CENOSUD SA BASIC 5.950% 05/28/31                                    | D       | 09/23/2024    | ALLIANCE BERNSTEIN         |                           | 843,615       | 810,000    | 801,122     |   |  | 333                                     |   | 333   |  | 801,456                                       |  | 42,159                           | 42,159                        | 15,530   | 05/28/2031                       | 2.C FE  |
| 168829-A#-6          | CHILE ELECTRICITY LUX CHILE ELECTRICITY LUX 6.340% 01/20/33         | D       | 07/20/2024    | Redemption 100.0000        |                           | 875,000       | 875,000    | 875,000     | 875,000                                 |  |   |   |   |  | 875,000                                       |  |                                  |                               | 37,169   | 01/20/2033                       | 1.F FE  |
| 168829-AA-7          | CHILE ELECTRICITY LUX BASIC 6.010% 01/20/33                         | D       | 07/22/2024    | Redemption 100.0000        |                           | 47,425        | 47,425     | 47,565      | 47,559                                  |  | (134)                                   |   | (134)   |  | 47,425  |  |                                  |                               | 2,534  | 01/20/2033                       | 1.F FE  |
| 225401-AC-2          | UBS GROUP AG 4.282% 01/09/28  | D       | 09/30/2024    | J.P. MORGAN                |                           | 993,620       | 1,000,000  | 1,000,000   | 1,000,000                               |  |   |   |   |  | 1,000,000                                     |  | (6,380)                          | (6,380)                       | 52,573   | 01/09/2028                       | 1.G FE  |
| 251256-CS-6          | DEUTSCHE BANK NY BASIC 6.720% 01/18/29                              | D       | 07/31/2024    | WELLS FARGO SECURITIES LLC |                           | 5,213,850     | 5,000,000  | 5,162,650   |   |  | (14,820)                                |   | (14,820)  |  | 5,147,830                                     |  | 66,020                           | 66,020                        | 180,133  | 01/18/2029                       | 2.A FE  |
| 26251L-AC-8          | Dryden Senior Loan Fund SERIES 201864A CLASS A 6.514% 04/18/31      | D       | 07/18/2024    | Paydown                    |                           | 1,536,595     | 1,536,595  | 1,536,595   | 1,536,595                               |  |   |   |   |  | 1,536,595                                     |  |                                  |                               | 76,858   | 04/18/2031                       | 1.A FE  |
| 29359U-AC-3          | ENSTAR GROUP LTD BASIC 3.100% 09/01/31                              | D       | 09/04/2024    | MORGAN STANLEY             |                           | 2,130,350     | 2,500,000  | 1,928,000   | 1,943,516                               |  | 38,354                                  |   | 38,354  |  | 1,981,869                                     |  | 148,481                          | 148,481                       | 78,361   | 09/01/2031                       | 2.B FE  |
| 302154-DV-8          | EXPORT-IMPORT BANK KOREA AGENCY DEBENTURES 5.000% 01/11/28          | D       | 09/10/2024    | ALLIANCE BERNSTEIN         |                           | 1,260,585     | 1,224,000  | 1,219,728   | 1,220,477                               |  | 556                                     |   | 556   |  | 1,221,034                                     |  | 39,552                           | 39,552                        | 71,230   | 01/11/2028                       | 1.C FE  |
| 33938X-AB-1          | FLEX LTD BASIC 4.875% 05/12/30                                      | D       | 07/31/2024    | WELLS FARGO SECURITIES LLC |                           | 4,420,125     | 4,500,000  | 4,480,290   | 4,486,378                               |  | 1,081                                   |   | 1,081   |  | 4,487,459                                     |  | (67,334)                         | (67,334)                      | 157,828  | 05/12/2030                       | 2.C FE  |
| 37149H-AC-0          | Generate CLO Ltd. SERIES 202311A CLASS B 8.033% 04/20/35            | D       | 09/26/2024    | Call 100.0000              |                           | 12,500,000    | 12,500,000 | 12,500,000  | 12,500,000                              |  |   |   |   |  | 12,500,000                                    |  |                                  |                               | 960,661  | 04/20/2035                       | 1.C FE  |
| 37149H-AE-6          | Generate CLO Ltd. SERIES 202311A CLASS C 8.833% 04/20/35            | D       | 09/26/2024    | Call 100.0000              |                           | 8,000,000     | 8,000,000  | 8,000,000   | 8,000,000                               |  |   |   |   |  | 8,000,000                                     |  |                                  |                               | 675,623  | 04/20/2035                       | 1.F FE  |
| 539439-AR-0          | LLOYDS TSB GR-AD BASIC 4.375% 03/22/28                              | D       | 09/30/2024    | J.P. MORGAN                |                           | 14,492,025    | 14,500,000 | 14,461,560  | 14,461,708                              |  | 2,997                                   |   | 2,997   |  | 14,484,705                                    |  | 7,320                            | 7,320                         | 650,234  | 03/22/2028                       | 1.G FE  |
| 53944Y-AS-2          | LLOYDS BANKING GROUP PLC BASIC 3.750% 03/18/28                      | D       | 09/30/2024    | J.P. MORGAN                |                           | 6,898,570     | 7,000,000  | 6,669,670   | 6,747,135                               |  | 41,416                                  |   | 41,416  |  | 6,788,551                                     |  | 110,019                          | 110,019                       | 271,979  | 03/18/2028                       | 1.G FE  |
| 53944Y-AX-1          | LLOYDS BANKING GROUP PLC BASIC 5.679% 01/05/35                      | D       | 07/31/2024    | WELLS FARGO SECURITIES LLC |                           | 3,571,260     | 3,500,000  | 3,496,290   |   |  | 407                                     |   | 407   |  | 3,496,697                                     |  | 74,563                           | 74,563                        | 113,738  | 01/05/2035                       | 1.G FE  |
| 55822G-AG-9          | Madison Park Funding Ltd SERIES 202257A CLASS B2 4.656% 07/27/34    | D       | 08/08/2024    | Call 100.0000              |                           | 15,000,000    | 15,000,000 | 15,000,000  | 15,000,000                              |  |   |   |   |  | 15,000,000                                    |  |                                  |                               | 545,140  | 07/27/2034                       | 1.C FE  |
| 56844A-AC-3          | MARINER CLO LLC SERIES 20191A CLASS B 7.509% 04/30/32               | D       | 09/26/2024    | Call 100.0000              |                           | 11,000,000    | 11,000,000 | 11,000,000  | 11,000,000                              |  |   |   |   |  | 11,000,000                                    |  |                                  |                               | 770,127  | 04/30/2032                       | 1.C FE  |
| 58547D-AH-2          | MELCO RESORTS FINANCE BASIC 7.625% 04/17/32                         | D       | 09/12/2024    | ALLIANCE BERNSTEIN         |                           | 713,160       | 720,000    | 720,000     |   |  |   |   |   |  | 720,000                                       |  | (6,840)                          | (6,840)                       | 22,265   | 04/17/2032                       | 3.C FE  |
| 65535H-BC-2          | NOMURA HOLDINGS INC BASIC 5.605% 07/06/29                           | D       | 07/31/2024    | WELLS FARGO SECURITIES LLC |                           | 14,789,710    | 14,500,000 | 14,562,930  | 14,551,787                              |  | (4,777)                                 |   | (4,777)   |  | 14,547,010                                    |  | 242,700                          | 242,700                       | 869,164  | 07/06/2029                       | 2.A FE  |
| 67576P-AQ-0          | OCTAGON INVESTMENT PTNRS SERIES 20193A CLASS BR 7.194% 07/15/34     | D       | 07/31/2024    | Call 100.0000              |                           | 1,500,000     | 1,500,000  | 1,499,700   | 1,499,734                               |  | 4                                       |   | 4   |  | 1,499,738                                     |  | 262                              | 262                           | 87,361   | 07/15/2034                       | 1.C FE  |
| 67576P-AS-6          | OCTAGON INVESTMENT PTNRS SERIES 20193A CLASS CR 7.547% 07/15/34     | D       | 07/31/2024    | Call 100.0000              |                           | 15,000,000    | 15,000,000 | 15,002,500  | 15,002,323                              |  | (111)                                   |   | (111)   |  | 15,002,212                                    |  | (2,212)                          | (2,212)                       | 915,759  | 07/15/2034                       | 1.F FE  |
| 67576P-AU-1          | OCTAGON INVESTMENT PTNRS SERIES 20193A CLASS DR 8.697% 07/15/34     | D       | 07/31/2024    | Call 100.0000              |                           | 10,000,000    | 10,000,000 | 10,000,000  | 10,000,000                              |  |   |   |   |  | 10,000,000                                    |  |                                  |                               | 702,825  | 07/15/2034                       | 2.C FE  |

E05.19

STATEMENT AS OF SEPTEMBER 30, 2024 OF THE GUARDIAN LIFE INSURANCE COMPANY OF AMERICA

**SCHEDULE D - PART 4**

Show All Long-Term Bonds and Stock Sold, Redeemed or Otherwise Disposed of During the Current Quarter

| 1                    | 2   | 3       | 4             | 5                                     | 6                         | 7             | 8          | 9           | 10                                      | Change In Book/Adjusted Carrying Value   |   |   |   |  | 16  | 17                                       | 18                               | 19                            | 20   | 21                               | 22  |
|----------------------|---|---------|---------------|---------------------------------------|---------------------------|---------------|------------|-------------|---|--|---|---|---|--|---|--|----------------------------------|-------------------------------|--|----------------------------------|---|
|                      |   |         |               |                                       |                           |               |            |             |   | 11                                       | 12                                      | 13  | 14  | 15   |   |  |                                  |                               |  |                                  |   |
| CUSIP Identification | Description   | Foreign | Disposal Date | Name of Purchaser                     | Number of Shares of Stock | Consideration | Par Value  | Actual Cost | Prior Year Book/Adjusted Carrying Value | Unrealized Valuation Increase/(Decrease) | Current Year's (Amortization)/Accretion | Current Year's Other Than Temporary Impairment Recognized | Total Change in Book/Adjusted Carrying Value (11 + 12 - 13) | Total Foreign Exchange Change in Book /Adjusted Carrying Value | Book/Adjusted Carrying Value at Disposal Date | Foreign Exchange Gain (Loss) on Disposal | Realized Gain (Loss) on Disposal | Total Gain (Loss) on Disposal | Bond Interest/Stock Dividends Received During Year | Stated Contractual Maturity Date | NAIC Designation, NAIC Designation Modifier and SVO Administrative Symbol |
| ..69033D-AD-9        | OVERSEA-CHINESE BANKING BASIC 1.832% 09/10/30                               | D       | 07/29/2024    | ALLIANCE BERNSTEIN                    |                           | 2,251,548     | 2,340,000  | 2,327,417   | 2,330,172                               |  | 804                                     |   | 804   |  | 2,330,976                                     |  | (79,428)                         | (79,428)                      | 38,106   | 09/10/2030                       | 1.F FE  |
| ..70018C-AJ-5        | Park Blue CLO Ltd SERIES 20222A CLASS C 9.383% 01/20/35                     | D       | 07/22/2024    | Call 100.0000                         |                           | 9,000,000     | 9,000,000  | 9,000,000   | 9,000,000                               |  |   |   |   |  | 9,000,000                                     |  |                                  |                               | 652,286  | 01/20/2035                       | 1.E FE  |
| ..73742D-AC-5        | Post CLO LTD SERIES 20181A CLASS B 7.191% 04/16/31                          | D       | 09/12/2024    | Various                               |                           | 7,200,000     | 7,200,000  | 7,200,000   | 7,200,000                               |  |   |   |   |  | 7,200,000                                     |  |                                  |                               | 481,175  | 04/16/2031                       | 1.B FE  |
| ..73742D-AE-1        | Post CLO LTD SERIES 20181A CLASS C 7.541% 04/16/31                          | D       | 09/12/2024    | Various                               |                           | 5,600,000     | 5,600,000  | 5,592,500   | 5,595,916                               |  | 531                                     |   | 531   |  | 5,596,446                                     |  | 3,554                            | 3,554                         | 392,323  | 04/16/2031                       | 1.E FE  |
| ..780153-BR-2        | ROYAL CARIBBEAN CRUISES BASIC 9.250% 01/15/29                               | D       | 08/13/2024    | Call 107.0280                         |                           | 5,351,400     | 5,000,000  | 5,268,750   | 5,245,309                               |  | (42,027)                                |   | (42,027)  |  | 5,203,282                                     |  | (203,282)                        | (203,282)                     | 849,850  | 01/15/2029                       | 3.A FE  |
| ..780153-BT-8        | ROYAL CARIBBEAN CRUISES BASIC 7.250% 01/15/30                               | D       | 09/27/2024    | Various                               |                           | 15,208,110    | 14,250,000 | 14,258,859  | 14,257,349                              |  | (4,055)                                 |   | (4,055)   |  | 14,253,294                                    |  | (3,294)                          | (3,294)                       | 2,197,860  | 01/15/2030                       | 3.A FE  |
| ..822582-BD-3        | SHELL INTERNATIONAL FIN 3 1/4% Due 5/11/2025 MN11 3.250% 05/11/25           | D       | 09/30/2024    | J.P. MORGAN                           |                           | 496,645       | 500,000    | 498,475     | 499,762                                 |  | 130                                     |   | 130   |  | 499,892                                       |  | (3,247)                          | (3,247)                       | 14,444   | 05/11/2025                       | 1.D FE  |
| ..82481L-AD-1        | SHIRE ACQ INV IRELAND DA 3.2% Due 9/23/2026 MS23 3.200% 09/23/26            | D       | 09/30/2024    | J.P. MORGAN                           |                           | 13,793,360    | 14,000,000 | 13,983,340  | 13,994,919                              |  | 1,352                                   |   | 1,352   |  | 13,996,271                                    |  | (202,911)                        | (202,911)                     | 457,956  | 09/23/2026                       | 2.A FE  |
| ..870674-AA-6        | SWEIHAN PV POWER CO PJSC BASIC 3.625% 01/31/49                              | D       | 07/31/2024    | Redemption 100.0000                   |                           | 16,622        | 16,622     | 16,622      | 16,622                                  |  |   |   |   |  | 16,622  |  |                                  |                               | 603  | 01/31/2049                       | 2.A FE  |
| ..87249A-AE-5        | TICP CLO LTD SERIES 20179A CLASS C 7.425% 01/20/31                          | D       | 07/22/2024    | Call 100.0000                         |                           | 2,000,000     | 2,000,000  | 2,000,000   | 2,000,000                               |  |   |   |   |  | 2,000,000                                     |  |                                  |                               | 114,924  | 01/20/2031                       | 1.D FE  |
| ..88433B-AS-6        | WINDR 2016-2A SERIES 20162A CLASS BR 7.304% 11/01/31                        | D       | 08/01/2024    | Various                               |                           | 11,050,000    | 11,050,000 | 11,052,550  | 11,052,136                              |  | (27)                                    |   | (27)  |  | 11,052,109                                    |  | (2,109)                          | (2,109)                       | 622,244  | 11/01/2031                       | 1.B FE  |
| ..902613-BB-3        | UBS GROUP AG BASIC 4.550% 04/17/26  | D       | 09/30/2024    | J.P. MORGAN                           |                           | 6,019,020     | 6,000,000  | 6,016,683   | 6,013,848                               |  | (4,376)                                 |   | (4,376)   |  | 6,009,472                                     |  | 9,548                            | 9,548                         | 260,108  | 04/17/2026                       | 1.G FE  |
| ..92841#-AA-4        | VISTAJET MALTA FINANCE P.L.C. VISTAJET MALTA FINANCE P.L.C. 4.500% 01/15/29 | D       | 07/15/2024    | Various                               |                           | 1,205,362     | 1,205,362  | 1,205,362   | 1,205,362                               |  |   |   |   |  | 1,205,362                                     |  |                                  |                               | 54,241   | 01/15/2029                       | 1.G PL  |
| ..92857T-AH-0        | VODAFONE AIRTOUCH PLC SP ADR 7 7/8% Due 2/15/2030 FA15 7.875% 02/15/30      | D       | 08/14/2024    | Call 117.1880                         |                           | 2,644,933     | 2,257,000  | 3,014,607   | 2,853,285                               |  | (55,295)                                |   | (55,295)  |  | 2,797,990                                     |  | (540,990)                        | (540,990)                     | 565,178  | 02/15/2030                       | 2.B FE  |
| ..92857#-BK-5        | VODAFONE GRP BASIC 4.375% 05/30/28  | D       | 08/14/2024    | Call 95.9006                          |                           | 21,577,625    | 22,500,000 | 23,090,187  | 22,817,890                              |  | (42,203)                                |   | (42,203)  |  | 22,775,686                                    |  |                                  |                               | 581,070  | 05/30/2028                       | 2.B FE  |
| ..A3158#-AC-3        | HOFER FINANCIAL SERVICES HOFER FINANCIAL SERVICES 3.410% 07/25/24           | D       | 07/25/2024    | Various                               |                           | 18,000,000    | 18,000,000 | 18,000,000  | 18,000,000                              |  |   |   |   |  | 18,000,000                                    |  |                                  |                               | 613,800  | 07/25/2024                       | 1.G PL  |
| ..AN2178-67-0        | KAZIMUNYAGAS NATIONAL CO BASIC 4.750% 04/19/27                              | D       | 09/12/2024    | Call 100.0000                         |                           | 3,715,000     | 3,715,000  | 3,544,583   | 3,550,273                               |  | 31,661                                  |   | 31,661  |  | 3,581,935                                     |  | 133,065                          | 133,065                       | 158,326  | 04/19/2027                       | 3.A FE  |
| ..AN3658-34-0        | STATE GRID OVERSEAS INV BASIC 3.500% 05/04/27                               | D       | 07/03/2024    | ALLIANCE BERNSTEIN                    |                           | 770,176       | 800,000    | 866,944     | 842,358                                 |  | (6,312)                                 |   | (6,312)   |  | 836,047                                       |  | (65,871)                         | (65,871)                      | 18,744   | 05/04/2027                       | 1.E FE  |
| ..A06253-79-0        | Redemption 100.0000   |         |               |                                       |                           |               |            |             |   |  |   |   |   |  |   |  |                                  |                               |  |                                  |   |
| ..A06253-79-0        | MINEJESA CAPITAL BV BASIC 4.625% 08/10/30                                   | D       | 08/10/2024    | Various                               |                           | 346,999       | 346,999    | 342,334     | 223,827                                 |  | 5,844                                   |   | 5,844   |  | 346,999                                       |  |                                  |                               | 14,194   | 08/10/2030                       | 2.C FE  |
| ..AP6976-88-4        | FALABELLA SA BASIC 3.750% 10/30/27  | D       | 07/10/2024    | ALLIANCE BERNSTEIN                    |                           | 281,993       | 302,000    | 282,521     | 287,268                                 |  | 1,864                                   |   | 1,864   |  | 289,132                                       |  | (7,140)                          | (7,140)                       | 7,896  | 10/30/2027                       | 3.A FE  |
| ..AP6976-88-4        | FALABELLA SA BASIC 3.750% 10/30/27  | D       | 07/30/2024    | Call 92.0000                          |                           | 1,084,680     | 1,179,000  | 1,086,003   | 1,103,873                               |  | 10,350                                  |   | 10,350  |  | 1,114,222                                     |  | 1,937                            | 1,937                         | 18,130   | 10/30/2027                       | 3.A FE  |
| ..AU1449-07-6        | SINGTEL GROUP TREASURY BASIC 3.875% 08/28/28                                | D       | 09/12/2024    | ALLIANCE BERNSTEIN                    |                           | 775,351       | 780,000    | 789,828     | 787,577                                 |  | (1,102)                                 |   | (1,102)   |  | 786,475                                       |  | (11,124)                         | (11,124)                      | 31,400   | 08/28/2028                       | 1.F FE  |
| ..AV0967-02-7        | TRANSPRTORA DE GAS INTL BASIC 5.550% 11/01/28                               | D       | 09/16/2024    | ALLIANCE BERNSTEIN                    |                           | 1,543,850     | 1,540,000  | 1,688,225   | 1,647,638                               |  | (15,471)                                |   | (15,471)  |  | 1,632,167                                     |  | (88,317)                         | (88,317)                      | 75,024   | 11/01/2028                       | 2.C FE  |
| ..AW9637-07-4        | LLPL CAPITAL PTE LTD BASIC 6.875% 02/04/39                                  | D       | 08/04/2024    | Redemption 100.0000                   |                           | 57,920        | 57,920     | 65,718      | 64,751                                  |  | (6,831)                                 |   | (6,831)   |  | 57,920  |  |                                  |                               | 3,982  | 02/04/2039                       | 2.C FE  |
| ..BG2664-37-6        | MINMETALS BOUNTEOUS FIN BASIC 3.375% Perpet.                                | D       | 09/03/2024    | Call 100.0000                         |                           | 3,170,000     | 3,170,000  | 3,268,300   | 3,195,265                               |  | (25,265)                                |   | (25,265)  |  | 3,170,000                                     |  |                                  |                               | 106,988  | 01/01/9999                       | 2.A FE  |
| ..BK6663-88-8        | PROSUS NV BASIC 4.027% 08/03/50   | D       | 07/16/2024    | ALLIANCE BERNSTEIN                    |                           | 294,315       | 420,000    | 267,750     |   |  |   |   |   |  | 268,302                                       |  | 26,013                           | 26,013                        | 7,705  | 08/03/2050                       | 2.C FE  |
| ..BM1585-13-2        | LENDOV GROUP LTD BASIC 3.421% 11/02/30                                      | D       | 09/24/2024    | ALLIANCE BERNSTEIN                    |                           | 782,074       | 840,000    | 775,936     | 787,090                                 |  | 4,935                                   |   | 4,935   |  | 792,024                                       |  | (9,951)                          | (9,951)                       | 25,783   | 11/02/2030                       | 2.B FE  |
| ..BN9358-24-1        | VOLCAN CIA MINERA SAA-CM BASIC 4.375% 02/11/26                              | D       | 09/10/2024    | Tax Free Exchange Redemption 100.0000 |                           | 337,017       | 342,000    | 328,628     | 334,722                                 |  | 2,294                                   |   | 2,294   |  | 337,017                                       |  |                                  |                               | 16,168   | 02/11/2026                       | 5.B FE  |
| ..B03759-90-5        | GREENKO DUTCH BV BASIC 3.850% 03/29/26                                      | D       | 09/29/2024    |                                       |                           | 3,000         | 3,000      | 2,730       | 2,842                                   |  | 158                                     |   | 158   |  | 3,000   |  |                                  |                               | 116  | 03/29/2026                       | 3.B FE  |

E05.20



STATEMENT AS OF SEPTEMBER 30, 2024 OF THE GUARDIAN LIFE INSURANCE COMPANY OF AMERICA

**SCHEDULE D - PART 4**

Show All Long-Term Bonds and Stock Sold, Redeemed or Otherwise Disposed of During the Current Quarter

| 1                    | 2  | 3       | 4             | 5                   | 6                         | 7             | 8          | 9           | 10                                      | Change In Book/Adjusted Carrying Value   |   |   |   |  | 16  | 17                                       | 18                               | 19                            | 20   | 21                               | 22  |
|----------------------|--|---------|---------------|---------------------|---------------------------|---------------|------------|-------------|---|--|---|---|---|--|---|--|----------------------------------|-------------------------------|--|----------------------------------|---|
|                      |  |         |               |                     |                           |               |            |             |   | 11                                       | 12                                      | 13  | 14  | 15   |   |  |                                  |                               |  |                                  |   |
| CUSIP Identification | Description  | Foreign | Disposal Date | Name of Purchaser   | Number of Shares of Stock | Consideration | Par Value  | Actual Cost | Prior Year Book/Adjusted Carrying Value | Unrealized Valuation Increase/(Decrease) | Current Year's (Amortization)/Accretion | Current Year's Other Than Temporary Impairment Recognized | Total Change in Book/Adjusted Carrying Value (11 + 12 - 13) | Total Foreign Exchange Change in Book /Adjusted Carrying Value | Book/Adjusted Carrying Value at Disposal Date | Foreign Exchange Gain (Loss) on Disposal | Realized Gain (Loss) on Disposal | Total Gain (Loss) on Disposal | Bond Interest/Stock Dividends Received During Year | Stated Contractual Maturity Date | NAIC Designation, NAIC Designation Modifier and SVO Administrative Symbol |
| ..BP3057-90-1        | ABU DHABI PORTS CO PUSC BASIC 2.500% 05/06/31                                | D       | 09/23/2024    | ALLIANCE BERNSTEIN  |                           | 771,342       | 870,000    | 856,950     | 859,454                                 |  | 959                                     |   | 959   |  | 860,413                                       |  | (89,071)                         | (89,071)                      | 19,213   | 05/06/2031                       | 1.E FE  |
| ..BP4387-50-5        | ORBITA ADVANCE CORP SAB BASIC 2.875% 05/11/31                                | D       | 07/29/2024    | ALLIANCE BERNSTEIN  |                           | 1,127,473     | 1,341,000  | 1,066,846   | 1,086,636                               |  | 16,019                                  |   | 16,019  |  | 1,102,655                                     |  | 24,817                           | 24,817                        | 27,478   | 05/11/2031                       | 2.C FE  |
| ..BP9911-38-2        | SA GLOBAL SUKUK LTD BASIC 1.602% 06/17/26                                    | D       | 07/11/2024    | ALLIANCE BERNSTEIN  |                           | 3,019,072     | 3,220,000  | 2,966,425   | 3,061,771                               |  | 32,929                                  |   | 32,929  |  | 3,094,700                                     |  | (75,628)                         | (75,628)                      | 29,374   | 06/17/2026                       | 1.E FE  |
| ..BQ2936-11-1        | LG CHEM LTD BASIC 2.375% 07/07/31  | D       | 09/09/2024    | ALLIANCE BERNSTEIN  |                           | 1,555,152     | 1,810,000  | 1,791,339   | 1,794,969                               |  | 1,270                                   |   | 1,270   |  | 1,796,239                                     |  | (241,087)                        | (241,087)                     | 50,510   | 07/07/2031                       | 2.A FE  |
| ..BR2600-27-7        | ADANI GREEN ENERGY LTD BASIC 4.375% 09/08/24                                 | D       | 09/08/2024    | Maturity            |                           | 1,570,000     | 1,570,000  | 1,551,361   | 1,564,689                               |  | 5,311                                   |   | 5,311   |  | 1,570,000                                     |  |                                  |                               | 68,688   | 09/08/2024                       | 3.C FE  |
| ..BR3836-13-6        | ALFA DESARROLLO SPA BASIC 4.550% 09/27/51                                    | D       | 09/27/2024    | Redemption 100.0000 |                           | 3,470         | 3,470      | 3,450       | 3,451                                   |  | 19                                      |   | 19  |  | 3,470   |  |                                  |                               | 158  | 09/27/2051                       | 2.C FE  |
| ..EK4069-04-4        | GNL QUINTERO SA BASIC 4.634% 07/31/29  | D       | 07/31/2024    | Redemption 100.0000 |                           | 71,148        | 71,148     | 69,903      | 70,202                                  |  | 946                                     |   | 946   |  | 71,148  |  |                                  |                               | 3,297  | 07/31/2029                       | 2.B FE  |
| ..EK9717-50-6        | LIMA METRO LINE 2 FIN LT BASIC 5.875% 07/05/34                               | D       | 07/05/2024    | Redemption 100.0000 |                           | 43,338        | 43,338     | 49,475      | 48,494                                  |  | (5,156)                                 |   | (5,156)   |  | 43,338  |  |                                  |                               | 1,910  | 07/05/2034                       | 3.A FE  |
| ..F1068#-AF-4        | BONDUELLE S.A. BONDUELLE SA 3.850% 07/06/27                                  | D       | 07/06/2024    | Redemption 100.0000 |                           | 4,000,000     | 4,000,000  | 4,000,000   | 4,000,000                               |  |   |   |   |  | 4,000,000                                     |  |                                  |                               | 154,856  | 07/06/2027                       | 2.C PL  |
| ..G4445*-AA-6        | HS1 LIMITED 3.79% Due 3/30/2028 MS30 3.790% 03/30/28                         | D       | 09/30/2024    | Redemption 100.0000 |                           | 4,060,096     | 4,060,096  | 4,060,096   | 4,060,096                               |  |   |   |   |  | 4,060,096                                     |  |                                  |                               | 153,878  | 03/30/2028                       | 1.G PL  |
| ..G6515#-AB-0        | JOHN WOOD GROUP PLC SENIOR NOTES 3.770% 08/13/24                             | D       | 08/13/2024    | Maturity            |                           | 5,514,753     | 5,514,753  | 5,514,753   | 5,514,753                               |  |   |   |   |  | 5,514,753                                     |  |                                  |                               | 207,906  | 08/13/2024                       | 2.C   |
| ..G9369*-AA-7        | VIRIDOR ENERGY GROUP LIMITED VIRIDOR ENERGY GROUP LIMITED 2.900% 03/31/43    | B       | 09/30/2024    | Redemption 100.0000 |                           | 74,900        | 74,900     | 74,900      | 74,900                                  |  |   |   | 3,180   |  | 74,900  | 426                                      |                                  | 426                           | 2,172  | 03/31/2043                       | 2.B FE  |
| ..K7017#-AA-8        | MERIDIAN SPIRIT APS 4.11% Due 8/1/2030 MUSD31 4.110% 08/01/30                | D       | 09/30/2024    | Redemption 100.0000 |                           | 104,970       | 104,970    | 104,970     | 104,970                                 |  |   |   |   |  | 104,970                                       |  |                                  |                               | 3,236  | 08/01/2030                       | 2.A FE  |
| ..L8038*-AA-4        | SBM BALEIA AZUL SARL 5 1/2% Due 9/15/2027 MUSD15 5.500% 09/15/27             | D       | 09/15/2024    | Redemption 100.0000 |                           | 420,000       | 420,000    | 420,000     | 420,000                                 |  |   |   |   |  | 420,000                                       |  |                                  |                               | 17,325   | 09/15/2027                       | 3.B   |
| ..N4282*-AF-3        | KONINKLIJKE FRIESLANDCAMPINA N SENIOR UNSECURED NOTES 4.170% 08/30/24        | D       | 08/30/2024    | Maturity            |                           | 25,000,000    | 25,000,000 | 25,000,000  | 25,000,000                              |  |   |   |   |  | 25,000,000                                    |  |                                  |                               | 1,042,500  | 08/30/2024                       | 2.B   |
| ..N7334#-AF-0        | WERELDHAVE NV SENIOR NOTES 4.300% 07/23/24                                   | D       | 07/23/2024    | Maturity            |                           | 23,000,000    | 23,000,000 | 23,000,000  | 23,000,000                              |  |   |   |   |  | 23,000,000                                    |  |                                  |                               | 989,000  | 07/23/2024                       | 2.C PL  |
| ..N9061#-AB-6        | VTTI B.V. 4.87% Due 12/15/2025 JD15 4.870% 12/15/25                          | D       | 09/18/2024    | Redemption 100.0000 |                           | 4,000,000     | 4,000,000  | 4,000,000   | 4,000,000                               |  |   |   |   |  | 4,000,000                                     |  |                                  |                               | 171,902  | 12/15/2025                       | 3.A   |
| ..N9061#-AC-4        | VTTI B.V. 4.97% Due 12/15/2027 JD15 4.970% 12/15/27                          | D       | 09/18/2024    | Redemption 100.0000 |                           | 12,000,000    | 12,000,000 | 12,000,000  | 12,000,000                              |  |   |   |   |  | 12,000,000                                    |  |                                  |                               | 829,382  | 12/15/2027                       | 3.A   |
| ..N9061#-AF-7        | VTTI B.V. VTTI B.V. 3.800% 12/15/24  | D       | 09/19/2024    | Redemption 100.0000 |                           | 9,000,000     | 9,000,000  | 9,000,000   | 9,000,000                               |  |   |   |   |  | 9,000,000                                     |  |                                  |                               | 259,350  | 12/15/2024                       | 3.A   |
| ..N9061#-AG-5        | VTTI B.V. VTTI B.V. 4.050% 12/15/27  | D       | 09/18/2024    | Redemption 100.0000 |                           | 2,000,000     | 2,000,000  | 2,000,000   | 2,000,000                               |  |   |   |   |  | 2,000,000                                     |  |                                  |                               | 68,761   | 12/15/2027                       | 3.A   |
| ..P4001#-AA-8        | EOLICA MESA LA PAZ S DE RL DE EOLICA MESA LA PAZ S DEL DE CV 5.980% 12/20/44 | D       | 09/20/2024    | Redemption 100.0000 |                           | 16,023        | 16,023     | 16,023      | 16,023                                  |  |   |   |   |  | 16,023  |  |                                  |                               | 719  | 12/20/2044                       | 2.C PL  |
| ..P4368#-AD-9        | FORTIS TCI LIMITED 5.29% Due 9/15/2031 MS15 5.290% 09/15/31                  | D       | 09/15/2024    | Redemption 100.0000 |                           | 250,000       | 250,000    | 250,000     | 250,000                                 |  |   |   |   |  | 250,000                                       |  |                                  |                               | 13,225   | 09/15/2031                       | 2.C   |
| ..P4917*-AA-5        | GREAT SHALE LNG TRANSPORT SA GREAT SHALE LNG TRANSPORT SA 6.182% 09/30/37    | D       | 09/30/2024    | Redemption 100.0000 |                           | 191,310       | 191,310    | 191,310     | 191,310                                 |  |   |   |   |  | 191,310                                       |  |                                  |                               | 10,333   | 09/30/2037                       | 2.A PL  |
| ..P7000*-AA-6        | MILESTONE LNG TRANSPORT SA MILESTONE LNG TRANSPORT SA 6.182% 03/31/37        | D       | 09/30/2024    | Redemption 100.0000 |                           | 196,078       | 196,078    | 196,078     | 196,078                                 |  |   |   |   |  | 196,078                                       |  |                                  |                               | 10,591   | 03/31/2037                       | 2.A PL  |
| ..P7000*-AB-4        | MILESTONE LNG TRANSPORT SA MILESTONE LNG TRANSPORT SA 3.220% 03/31/37        | D       | 09/30/2024    | Redemption 100.0000 |                           | 952           | 952        | 952         | 952                                     |  |   |   |   |  | 952   |  |                                  |                               | 23   | 03/31/2037                       | 2.A PL  |
| ..Q3917#-AA-2        | FLINDERS PORT HOLDING PTY LTD SENIOR SECURED NOTES 4.170% 09/18/24           | D       | 09/18/2024    | Maturity            |                           | 4,000,000     | 4,000,000  | 4,000,000   | 4,000,000                               |  |   |   |   |  | 4,000,000                                     |  |                                  |                               | 166,800  | 09/18/2024                       | 2.B FE  |

E05.21

STATEMENT AS OF SEPTEMBER 30, 2024 OF THE GUARDIAN LIFE INSURANCE COMPANY OF AMERICA

**SCHEDULE D - PART 4**

Show All Long-Term Bonds and Stock Sold, Redeemed or Otherwise Disposed of During the Current Quarter

| 1   | 2   | 3       | 4             | 5                   | 6                         | 7                    | 8                    | 9                    | 10                                      | Change In Book/Adjusted Carrying Value   |   |   |   |  | 16  | 17                                       | 18                               | 19                            | 20   | 21                               | 22  |
|---|---|---------|---------------|---------------------|---------------------------|----------------------|----------------------|----------------------|---|--|---|---|---|--|---|--|----------------------------------|-------------------------------|--|----------------------------------|---|
|   |   |         |               |                     |                           |                      |                      |                      |   | 11                                       | 12                                      | 13  | 14  | 15   |   |  |                                  |                               |  |                                  |   |
| CUSIP Identification  | Description   | Foreign | Disposal Date | Name of Purchaser   | Number of Shares of Stock | Consideration        | Par Value            | Actual Cost          | Prior Year Book/Adjusted Carrying Value | Unrealized Valuation Increase/(Decrease) | Current Year's (Amortization)/Accretion | Current Year's Other Than Temporary Impairment Recognized | Total Change in Book/Adjusted Carrying Value (11 + 12 - 13) | Total Foreign Exchange Change in Book /Adjusted Carrying Value | Book/Adjusted Carrying Value at Disposal Date | Foreign Exchange Gain (Loss) on Disposal | Realized Gain (Loss) on Disposal | Total Gain (Loss) on Disposal | Bond Interest/Stock Dividends Received During Year | Stated Contractual Maturity Date | NAIC Designation, NAIC Designation Modifier and SVO Administrative Symbol |
| ..04436#-AA-2   | HALLETT HILL NO. 2 PTY LTD SENIOR SECURED NOTES 3.780% 06/27/27     | D       | 09/27/2024    | Redemption 100.0000 |                           | 197,800              | 197,800              | 197,800              | 197,800                                 |  |   |   |   |  | 197,800                                       |  |                                  |                               | 5,608  | 06/27/2027                       | 2.B FE  |
| ..08048#-AA-3   | RAVENHALL FINANCE PTY LTD RAVENHALL FINANCE PTY LTD 4.230% 03/31/42 | B       | 09/30/2024    | Redemption 100.0000 |                           | 369,438              | 369,438              | 369,438              | 369,438                                 |  |   |   | 3,794   | 369,438  | 1,603   |  | 1,603                            | 11,720                        | 03/31/2042   | 1.6 FE                           |   |
| ..09496#-AA-0   | WR CARPENTER NO 1 PTY LTD WR CARPENTER NO 1 PTY LTD 5.760% 11/01/36 | D       | 08/01/2024    | Redemption 100.0000 |                           | 207,569              | 207,569              | 207,569              | 207,569                                 |  |   |   |   | 207,569  |   |  |                                  | 8,967                         | 11/01/2036   | 2.C PL                           |   |
| ..R6237#-AA-9   | NORSPAN LNG VI AS NORSPAN LNG VI AS 2.680% 05/28/30                 | D       | 09/30/2024    | Redemption 100.0000 |                           | 722,200              | 722,200              | 722,200              | 722,200                                 |  |   |   |   | 722,200  |   |  |                                  | 19,355                        | 05/28/2030   | 2.C PL                           |   |
| ..ZR4743-01-2   | CHINALCO CAPITAL HOLDING BASIC 4.100% Perpet.                       | D       | 09/11/2024    | Call 100.0000       |                           | 2,110,000            | 2,110,000            | 2,195,738            | 2,132,656                               |  | (22,656)                                |   | (22,656)  | 2,110,000  |   |  |                                  | 86,510                        | 01/01/9999   | 2.A FE                           |   |
| ..ZR7088-22-5   | BRF SA BASIC 4.875% 01/24/30  | D       | 09/19/2024    | ALLIANCE BERNSTEIN  |                           | 600,962              | 630,000              | 619,763              | 621,887                                 |  | 837                                     |   | 837   | 622,725  |   | (21,763)                                 | (21,763)                         | 35,456                        | 01/24/2030   | 3.C FE                           |   |
| <b>1109999999. Subtotal - Bonds - Industrial and Miscellaneous (Unaffiliated)</b> |   |         |               |                     |                           | <b>1,236,671,973</b> | <b>1,249,946,174</b> | <b>1,241,677,274</b> | <b>1,135,577,237</b>                    | <b>76,071</b>                            | <b>2,348,191</b>                        |   | <b>2,424,262</b>  | <b>607,580</b>   | <b>1,243,531,595</b>                          | <b>(885,173)</b>                         | <b>(7,330,945)</b>               | <b>(8,216,118)</b>            | <b>56,275,993</b>                                  | <b>XXX</b>                       | <b>XXX</b>  |
| ..LX1731-82-2   | BROOKFIELD RETAIL HOLDINGS BROOKFIELD RETAIL TLB S+250 08/24/25     |         | 09/30/2024    | Various             |                           | 24,074               | 24,074               | 21,309               | 10,446                                  |  | 1,106                                   |   | 1,106   | 24,074   |   |  |                                  | 809                           | 08/24/2025   | 4.A FE                           |   |
| ..LX1732-91-1   | JORDAN HEALTH SERVICES JORDAN HEALTH-BW NHC 2L S+900 05/18/26       |         | 08/22/2024    | No Broker           |                           | 109,838              |                      | 109,838              | 109,838                                 |  |   |   |   | 109,838  |   |  |                                  |                               | 05/18/2026   | 6. FE                            |   |
| ..LX1761-64-7   | GOODRX GOODRX TLB S+275 10/10/25                                    |         | 07/01/2024    | BARCLAYS            |                           | (1,783)              | (1,783)              | (1,758)              | (1,763)                                 |  | (142)                                   |   | (142)   | (1,906)  |   | 123                                      | 123                              | 131,910                       | 10/10/2025   | 3.C FE                           |   |
| ..LX1761-64-7   | GOODRX GOODRX TLB S+275 10/10/25                                    |         | 07/10/2024    | Various             |                           | 9,996,386            | 9,996,386            | 9,757,715            | 9,851,540                               |  | 144,846                                 |   | 144,846   | 9,996,386  |   |  |                                  | 441,910                       | 10/10/2025   | 3.C FE                           |   |
| ..LX1803-29-0   | ANVIL INTERNATIONAL LLC ANVIL 2L TL S+900 05/28/27                  |         | 07/10/2024    | Redemption 100.0000 |                           | 3,000,000            | 3,000,000            | 2,850,000            | 2,908,318                               |  | 91,682                                  |   | 91,682  | 3,000,000  |   |  |                                  | 304,507                       | 05/28/2027   | 5.B FE                           |   |
| ..LX1810-24-6   | NEXSTAR BROADCASTING NEXSTAR BROADCASTING TLB S+250 09/19/26        |         | 09/18/2024    | Redemption 100.0000 |                           | 138,353              | 138,353              | 138,004              | 73,656                                  |  | (3,835)                                 |   | (3,835)   | 138,353  |   |  |                                  | 7,029                         | 09/19/2026   | 3.B FE                           |   |
| ..LX1828-30-5   | B&G Foods B&G FOODS TLB S+250 10/10/26                              |         | 07/12/2024    | Tax Free Exchange   |                           | 4,742,736            | 4,777,148            | 4,750,959            | 4,743,980                               |  | (1,243)                                 |   | (1,243)   | 4,742,736  |   |  |                                  | 203,718                       | 10/10/2026   | 4.A FE                           |   |
| ..LX1830-42-6   | CSC HOLDINGS LLC CSC HOLDINGS TLB-5 +250 04/15/27                   |         | 07/15/2024    | Redemption 100.0000 |                           | 28,029               | 28,029               | 27,576               | 27,393                                  |  | 636                                     |   | 636   | 28,029   |   |  |                                  | 1,317                         | 04/15/2027   | 5.A FE                           |   |
| ..LX1852-93-3   | DAVITA DAVITA TLB-1 S+175 08/12/26                                  |         | 08/13/2024    | Redemption 100.0000 |                           | 3,520,402            | 3,520,402            | 3,516,735            |   |  | 3,667                                   |   | 3,667   | 3,520,402  |   |  |                                  | 93,613                        | 08/12/2026   | 3.A FE                           |   |
| ..LX1854-19-4   | IHEARTCOMMUNICATIONS INC IHEARTCOMMUNICATIONS TLB S+300 04/29/26    |         | 07/01/2024    | Various             |                           |                      |                      |                      |   |  | 8,457                                   |   | 8,457   | 8,457  |   | (8,457)                                  | (8,457)                          | 352,887                       | 04/29/2026   | 5.A FE                           |   |
| ..LX1856-44-7   | BLOCK COMMUNICATIONS INC BLOCK COMMUNICATIONS TLB S+225 02/25/27    |         | 09/30/2024    | Redemption 100.0000 |                           | 7,500                | 7,500                | 7,350                | 7,819                                   |  | (319)                                   |   | (319)   | 7,500  |   |  |                                  | 451                           | 02/25/2027   | 3.B FE                           |   |
| ..LX1889-05-9   | UNITED AIRLINES MILEAGE PLUS HOLDING TLB S+525 06/21/27             |         | 07/02/2024    | Various             |                           | 22,695,358           | 22,695,358           | 23,178,772           | 23,582,457                              |  | (887,098)                               |   | (887,098)   | 22,695,358   |   |  |                                  | 1,318,463                     | 06/21/2027   | 2.C FE                           |   |
| ..LX1890-57-8   | IHEARTCOMMUNICATIONS INC IHEART INCREMENTAL 1L S+325 05/01/26       |         | 07/02/2024    | BANK OF AMERICA     |                           | 1,659,000            | 2,100,000            | 2,073,684            | 2,155,569                               |  | (10,308)                                |   | (10,308)  | 2,145,261  |   | (486,261)                                | (486,261)                        | 103,313                       | 05/01/2026   | 5.A FE                           |   |
| ..LX1899-34-8   | DELTA AIRLINES SKYMILES DELTA AIR SKYMILES TLB S+375 10/20/27       |         | 07/22/2024    | Various             |                           | 528,077              | 528,077              | 532,911              | 521,310                                 |  | 6,767                                   |   | 6,767   | 528,077  |   |  |                                  | 36,856                        | 10/20/2027   | 2.B FE                           |   |
| ..LX1900-32-8   | ALLIANCE LAUNDRY SYSTEMS ALLIANCE LAUNDRY 1L S+350 10/08/27         |         | 08/19/2024    | Various             |                           | 21,600,371           | 21,600,371           | 21,556,250           | 22,307,682                              |  | (707,312)                               |   | (707,312)   | 21,600,371   |   |  |                                  | 1,654,949                     | 10/08/2027   | 4.B FE                           |   |
| ..LX1912-33-1   | US LBM US LBM TLB S+375 12/17/27                                    |         | 07/01/2024    | BARCLAYS            |                           | 19                   |                      | 19                   |   |  | (5,706)                                 |   | (5,706)   | (5,706)  |   |  |                                  | 192,898                       | 12/17/2027   | 4.C FE                           |   |
| ..LX1912-33-1   | US LBM US LBM TLB S+375 12/17/27                                    |         | 09/30/2024    | Various             |                           | 62,118               | 62,118               | 62,017               | 63,386                                  |  | (1,268)                                 |   | (1,268)   | 62,118   |   |  |                                  | 6,371                         | 12/17/2027   | 4.C FE                           |   |
| ..LX1914-05-5   | EI SCRIPPS EI SCRIPPS TLB3 S+300 01/07/28                           |         | 09/30/2024    | Redemption 100.0000 |                           | 21,417               | 21,417               | 20,819               | 20,725                                  |  | 692                                     |   | 692   | 21,417   |   |  |                                  | 1,386                         | 01/07/2028   | 4.B FE                           |   |
| ..LX1920-14-4   | TRUCK HERO INC TRUCK HERO INC TLB S+350 01/31/28                    |         | 09/30/2024    | Redemption 100.0000 |                           | 26,443               | 26,443               | 26,413               | 24,995                                  |  | 172                                     |   | 172   | 26,443   |   |  |                                  | 1,782                         | 01/31/2028   | 4.C FE                           |   |
| ..LX1923-65-0   | PETSMART PETSMART TLB S+375 02/11/28                                |         | 07/26/2024    | Various             |                           | 22,297               | 22,297               | 22,306               | 21,911                                  |  | 386                                     |   | 386   | 22,297   |   |  |                                  | 1,195                         | 02/11/2028   | 4.A FE                           |   |
| ..LX1924-68-2   | PERATON CORP PERATON CORP 1L S+375 02/01/28                         |         | 09/30/2024    | Various             |                           | 45,000               | 45,000               | 44,981               | 46,086                                  |  | (1,086)                                 |   | (1,086)   | 45,000   |   |  |                                  | 3,165                         | 02/01/2028   | 4.B FE                           |   |

E05.22

STATEMENT AS OF SEPTEMBER 30, 2024 OF THE GUARDIAN LIFE INSURANCE COMPANY OF AMERICA

**SCHEDULE D - PART 4**

Show All Long-Term Bonds and Stock Sold, Redeemed or Otherwise Disposed of During the Current Quarter

| 1                    | 2  | 3       | 4             | 5                                 | 6                         | 7             | 8          | 9           | 10                                      | Change In Book/Adjusted Carrying Value   |   |   |   |  | 16  | 17                                       | 18                               | 19                            | 20   | 21                               | 22  |
|----------------------|--|---------|---------------|-----------------------------------|---------------------------|---------------|------------|-------------|---|--|---|---|---|--|---|--|----------------------------------|-------------------------------|--|----------------------------------|---|
|                      |  |         |               |                                   |                           |               |            |             |   | 11                                       | 12                                      | 13  | 14  | 15   |   |  |                                  |                               |  |                                  |   |
| CUSIP Identification | Description  | Foreign | Disposal Date | Name of Purchaser                 | Number of Shares of Stock | Consideration | Par Value  | Actual Cost | Prior Year Book/Adjusted Carrying Value | Unrealized Valuation Increase/(Decrease) | Current Year's (Amortization)/Accretion | Current Year's Other Than Temporary Impairment Recognized | Total Change in Book/Adjusted Carrying Value (11 + 12 - 13) | Total Foreign Exchange Change in Book /Adjusted Carrying Value | Book/Adjusted Carrying Value at Disposal Date | Foreign Exchange Gain (Loss) on Disposal | Realized Gain (Loss) on Disposal | Total Gain (Loss) on Disposal | Bond Interest/Stock Dividends Received During Year | Stated Contractual Maturity Date | NAIC Designation, NAIC Designation Modifier and SVO Administrative Symbol |
| ..LX1926-58-8        | AMWINS AMWINS GROUP INC TLB S+225<br>02/19/28                        |         | 09/30/2024    | Redemption 100.0000               |                           | 4,907         | 4,907      | 4,864       | 4,799                                   |  | 108                                     |   | 108   |  | 4,907   |  |                                  |                               | 289  | 02/19/2028                       | 4.A FE  |
| ..LX1927-52-9        | REALPAGE INC REALPAGE TLB S+300<br>04/24/28                          |         | 09/30/2024    | Redemption 100.0000               |                           | 10,191        | 10,191     | 10,140      | 10,111                                  |  | 80                                      |   | 80  |  | 10,191  |  |                                  |                               | 659  | 04/24/2028                       | 4.B FE  |
| ..LX1928-45-1        | GRAHAM PACKAGING GRAHAM PACKAGING 1LTL S+300<br>08/04/27             |         | 07/25/2024    | DIRECT - 1<br>Redemption 100.0000 |                           | 12,418,556    | 12,418,556 | 12,366,777  | 12,777,563                              |  | (62,750)                                |   | (62,750)  |  | 12,714,814                                    |  | (296,258)                        | (296,258)                     | 620,154  | 08/04/2027                       | 4.B FE  |
| ..LX1929-25-1        | ARCHES BUYER INC ARCHES BUYER- ANCEST TLB<br>S+325 12/06/27          |         | 07/31/2024    | Redemption 100.0000               |                           | 25,313        | 25,313     | 24,827      | 24,793                                  |  | 520                                     |   | 520   |  | 25,313  |  |                                  |                               | 1,298  | 12/06/2027                       | 4.B FE  |
| ..LX1930-83-8        | LESLIES POOLMRT LESLIES POOLMART TLB REF<br>S+275 03/09/28           |         | 09/27/2024    | Various                           |                           | 2,910,000     | 3,000,000  | 2,975,790   | 2,924,125                               |  | 15,487                                  |   | 15,487  |  | 2,939,613                                     |  | (29,613)                         | (29,613)                      | 187,440  | 03/09/2028                       | 4.B FE  |
| ..LX1930-83-8        | LESLIES POOLMRT LESLIES POOLMART TLB REF<br>S+275 03/09/28           |         | 09/30/2024    | Various                           |                           | 46,500        | 46,500     | 46,206      | 45,380                                  |  | 1,120                                   |   | 1,120   |  | 46,500  |  |                                  |                               | 2,915  | 03/09/2028                       | 4.B FE  |
| ..LX1931-03-4        | ENVIRI CORP HARSCO - ENVIRI TLB-3 S+225<br>03/10/28                  |         | 09/30/2024    | Redemption 100.0000               |                           | 25,137        | 25,137     | 24,749      | 24,677                                  |  | 459                                     |   | 459   |  | 25,137  |  |                                  |                               | 1,482  | 03/10/2028                       | 3.C FE  |
| ..LX1933-19-6        | TRITON WATER HOLDINGS TRITON WATER TLB S+325<br>03/31/28             |         | 09/30/2024    | Redemption 100.0000               |                           | 46,994        | 46,994     | 46,889      | 47,154                                  |  | (160)                                   |   | (160)   |  | 46,994  |  |                                  |                               | 2,642  | 03/31/2028                       | 4.B FE  |
| ..LX1933-80-8        | AMERICAN AIRLINES INC AADVANTAGE LOYALTY 1L<br>TL S+475 04/20/28     |         | 07/22/2024    | Various                           |                           | 1,179,574     | 1,179,574  | 1,227,094   | 1,226,153                               |  | (46,579)                                |   | (46,579)  |  | 1,179,574                                     |  |                                  |                               | 92,932   | 04/20/2028                       | 3.A FE  |
| ..LX1934-40-0        | TRINSEO MATERIALS OPERATING TRINSEO MATERIALS<br>TLB2 S+250 05/03/28 |         | 08/14/2024    | DEUTSCHE BANK                     |                           | 3,409,937     | 4,316,375  | 4,294,793   | 4,456,557                               |  | (27,989)                                |   | (27,989)  |  | 4,428,567                                     |  | (1,018,631)                      | (1,018,631)                   | 243,379  | 05/03/2028                       | 4.C FE  |
| ..LX1934-56-6        | TRICO GROUP LLC TRICO -FIRST BRANDS 1LTL<br>S+500 03/30/27           |         | 09/30/2024    | Various                           |                           | 19,550        | 19,550     | 19,380      | 17,129                                  |  | (143)                                   |   | (143)   |  | 19,550  |  |                                  |                               | 2,692  | 03/30/2027                       | 4.A FE  |
| ..LX1935-65-4        | SINCLAIR TELEVISION SINCLAIR TELEVISION TLB3<br>S+300 04/01/28       |         | 09/30/2024    | Redemption 100.0000               |                           | 10,362        | 10,362     | 10,363      | 10,143                                  |  | 219                                     |   | 219   |  | 10,362  |  |                                  |                               | 676  | 04/01/2028                       | 4.B FE  |
| ..LX1936-95-9        | CORNERSTONE BUILDING CORNERSTONE BLG -NCI TLB<br>S+325 04/12/28      |         | 09/30/2024    | Redemption 100.0000               |                           | 29,020        | 29,020     | 28,875      | 29,714                                  |  | (693)                                   |   | (693)   |  | 29,020  |  |                                  |                               | 2,026  | 04/12/2028                       | 4.B FE  |
| ..LX1937-90-8        | MICHAELS STORES INC. MICHAELS COMPANIES 1L TL<br>S+425 04/14/28      |         | 09/30/2024    | Redemption 100.0000               |                           | 67,391        | 67,391     | 67,067      | 68,560                                  |  | (1,169)                                 |   | (1,169)   |  | 67,391  |  |                                  |                               | 5,085  | 04/14/2028                       | 4.C FE  |
| ..LX1942-13-0        | FRONTIER COMMUNICATIONS FRONTIER COMM TLB<br>S+375 10/08/27          |         | 07/01/2024    | Redemption 100.0000               |                           | 1,442,234     | 1,442,234  | 1,406,086   | 1,400,623                               |  | 41,611                                  |   | 41,611  |  | 1,442,234                                     |  |                                  |                               | 68,161   | 10/08/2027                       | 4.C FE  |
| ..LX1946-55-2        | CABLE ONE INC CABLE ONE TLB-4 S+200<br>05/03/28                      |         | 09/30/2024    | Redemption 100.0000               |                           | 5,115         | 5,115      | 5,096       | 5,091                                   |  | 24                                      |   | 24  |  | 5,115   |  |                                  |                               | 292  | 05/03/2028                       | 3.B FE  |
| ..LX1947-06-3        | ACPRODUCTS HOLDINGS INC CABINETWORKS -<br>ACPROD. TLB S+425 05/17/28 |         | 09/30/2024    | Redemption 100.0000               |                           | 29,859        | 29,859     | 29,648      | 30,456                                  |  | (598)                                   |   | (598)   |  | 29,859  |  |                                  |                               | 2,189  | 05/17/2028                       | 5.A FE  |
| ..LX1948-27-7        | UNIVISION COMM UNIVISION COMM TLB 2028 S+325<br>01/31/29             |         | 09/30/2024    | Redemption 100.0000               |                           | 6,161         | 6,161      | 6,099       | 6,153                                   |  | 8                                       |   | 8   |  | 6,161   |  |                                  |                               | 408  | 01/31/2029                       | 4.A FE  |
| ..LX1953-66-5        | STANDARD INDUSTRIES INC STANDARD INDUSTRIES<br>TLB S+200 09/22/28    |         | 09/23/2024    | Redemption 100.0000               |                           | 1,012,500     | 1,012,500  | 1,002,375   | 988,538                                 |  | 23,962                                  |   | 23,962  |  | 1,012,500                                     |  |                                  |                               | 48,782   | 09/22/2028                       | 2.C FE  |
| ..LX1954-92-9        | MADISON IAQ MADISON IAQ LLC 1L TL S+275<br>06/21/28                  |         | 09/30/2024    | Redemption 100.0000               |                           | 11,250        | 11,250     | 11,250      |   |  |   |   |   |  | 11,250  |  |                                  |                               | 259  | 06/21/2028                       | 4.B FE  |
| ..LX1955-25-6        | HERTZ CORPORATION HERTZ CORP TERM B-EXIT<br>S+350 06/30/28           |         | 08/09/2024    | BARCLAYS                          |                           | 3,144,709     | 3,498,147  | 3,498,147   | 3,498,147                               |  | 310                                     |   | 310   |  | 3,498,457                                     |  | (353,748)                        | (353,748)                     | 421,816  | 06/30/2028                       | 3.C FE  |
| ..LX1955-25-6        | HERTZ CORPORATION HERTZ CORP TERM B-EXIT<br>S+350 06/30/28           |         | 09/30/2024    | Various                           |                           | 31,769        | 31,769     | 31,705      | 31,417                                  |  | 352                                     |   | 352   |  | 31,769  |  |                                  |                               | 4,052  | 06/30/2028                       | 3.C FE  |
| ..LX1955-26-4        | HERTZ CORPORATION HERTZ CORP TERM C EXIT<br>S+350 06/30/28           |         | 08/09/2024    | BARCLAYS                          |                           | 611,211       | 679,656    | 679,656     | 679,656                                 |  | 60                                      |   | 60  |  | 679,716                                       |  | (68,505)                         | (68,505)                      | 81,964   | 06/30/2028                       | 3.C FE  |
| ..LX1956-67-6        | BURLINGTON COAT FACTORY BURLINGTON COAT TLB-6<br>S+200 06/24/28      |         | 09/24/2024    | Tax Free Exchange                 |                           | 1,962,816     | 1,979,592  | 1,977,117   | 1,970,941                               |  | (8,124)                                 |   | (8,124)   |  | 1,962,816                                     |  |                                  |                               | 110,481  | 06/24/2028                       | 3.A FE  |
| ..LX1959-34-0        | UNIVISION COMM UNIVISION COMM TLB S+325<br>03/24/26                  |         | 09/30/2024    | Redemption 100.0000               |                           | 1,401,097     | 1,401,097  | 1,335,659   | 1,397,275                               |  | 3,822                                   |   | 3,822   |  | 1,401,097                                     |  |                                  |                               | 89,731   | 03/24/2026                       | 4.A FE  |

E05.23

STATEMENT AS OF SEPTEMBER 30, 2024 OF THE GUARDIAN LIFE INSURANCE COMPANY OF AMERICA

**SCHEDULE D - PART 4**

Show All Long-Term Bonds and Stock Sold, Redeemed or Otherwise Disposed of During the Current Quarter

| 1                    | 2   | 3            | 4                | 5                                       | 6                               | 7                  | 8         | 9              | 10   | Change In Book/Adjusted Carrying Value             |  |   |   |   | 16  | 17   | 18  | 19                                  | 20  | 21   | 22   |
|----------------------|---|--------------|------------------|---|---------------------------------|--------------------|-----------|----------------|--|--|--|---|---|---|---|--|---|-------------------------------------|---|--|--|
|                      |   |              |                  |   |                                 |                    |           |                |  | 11   | 12   | 13  | 14  | 15  |   |  |   |                                     |   |  |  |
| CUSIP Identification | Description   | For-<br>eign | Disposal<br>Date | Name<br>of Purchaser                    | Number of<br>Shares of<br>Stock | Consid-<br>eration | Par Value | Actual<br>Cost | Prior Year<br>Book/<br>Adjusted<br>Carrying<br>Value | Unrealized<br>Valuation<br>Increase/<br>(Decrease) | Current<br>Year's<br>(Amor-<br>tization)/<br>Accretion | Current<br>Year's<br>Other Than<br>Temporary<br>Impairment<br>Recogn-<br>ized | Total<br>Change in<br>Book/<br>Adjusted<br>Carrying<br>Value<br>(11 + 12 -<br>13) | Total<br>Foreign<br>Exchange<br>Change in<br>Book<br>/Adjusted<br>Carrying<br>Value | Book/<br>Adjusted<br>Carrying<br>Value at<br>Disposal<br>Date | Foreign<br>Exchange<br>Gain<br>(Loss) on<br>Disposal | Realized<br>Gain<br>(Loss) on<br>Disposal | Total Gain<br>(Loss) on<br>Disposal | Bond<br>Interest/<br>Stock<br>Dividends<br>Received<br>During<br>Year | Stated<br>Con-<br>tractual<br>Maturity<br>Date | NAIC<br>Desig-<br>nation,<br>NAIC<br>Desig-<br>nation<br>Modifier<br>and<br>SVO<br>Admini-<br>strative<br>Symbol |
| ..LX1962-73-2        | ATLANTIC BROADBAND ATLANTIC BROADBAND 1LTL S+250 09/01/28       |              | 08/30/2024       | Redemption 100.0000                     |                                 | 37,500             | 37,500    | 37,406         | 38,257   |  | (757)  |   | (757)   |   | 37,500  |  |   |                                     | 2,029   | 09/01/2028                                     | 4.A FE   |
| ..LX1964-70-4        | MCGRAW-HILL EDUCATION MCGRAW-HILL EDU TLB S+475 07/28/28        |              | 07/01/2024       | BANK OF AMERICA Redemption 100.0000     |                                 | 10                 |           |                |  |  | 2,020  |   | 2,020   |   | 2,020   |  | (2,011)                                   | (2,011)                             | 176,098   | 07/28/2028                                     | 4.C FE   |
| ..LX1964-70-4        | MCGRAW-HILL EDUCATION MCGRAW-HILL EDU TLB S+475 07/28/28        |              | 08/06/2024       | Redemption 100.0000                     |                                 | 2,998,426          | 2,998,426 | 2,968,441      | 3,013,143  |  | (14,718)   |   | (14,718)  |   | 2,998,426   |  |   |                                     | 178,951   | 07/28/2028                                     | 4.B FE   |
| ..LX1964-70-4        | MCGRAW-HILL EDUCATION MCGRAW-HILL EDU TLB S+475 07/28/28        |              | 07/01/2024       | Redemption 0.0000                       |                                 |                    |           |                |  |  |  |   |   |   |   |  |   |                                     | 1,666   | 07/28/2028                                     | 4.C FE   |
| ..LX1964-70-4        | MCGRAW-HILL EDUCATION MCGRAW-HILL EDU TLB S+475 07/28/28        |              | 08/06/2024       | Tax Free Exchange                       |                                 | 6,841,190          | 6,810,415 | 6,742,311      | 6,843,843  |  | (2,653)  |   | (2,653)   |   | 6,841,190   |  |   |                                     | 406,456   | 07/28/2028                                     | 4.B FE   |
| ..LX1967-34-3        | EYEMART EXPRESS EYEMART EXPRESS 1L TL S+300 08/05/27            |              | 07/15/2024       | BARCLAYS Redemption 100.0000            |                                 | 4,344,996          | 4,355,885 | 4,352,841      | 4,329,299  |  | 20,641   |   | 20,641  |   | 4,349,940   |  | (4,945)                                   | (4,945)                             | 299,102   | 08/05/2027                                     | 4.C FE   |
| ..LX1967-34-3        | EYEMART EXPRESS EYEMART EXPRESS 1L TL S+300 08/05/27            |              | 07/01/2024       | Redemption 100.0000                     |                                 | 3,914              | 3,914     | 3,912          | 3,891  |  | 24   |   | 24  |   | 3,914   |  |   |                                     | 230   | 08/05/2027                                     | 4.C FE   |
| ..LX1967-63-2        | BALLY'S CORP BALLY'S CORP TLB S+325 10/02/28                    |              | 08/08/2024       | Various Redemption 100.0000             |                                 | 5,690,193          | 5,920,076 | 5,856,195      | 5,970,723  |  | (13,601)   |   | (13,601)  |   | 5,957,122   |  | (266,929)                                 | (266,929)                           | 385,697   | 10/02/2028                                     | 4.A FE   |
| ..LX1967-63-2        | BALLY'S CORP BALLY'S CORP TLB S+325 10/02/28                    |              | 09/30/2024       | Redemption 100.0000                     |                                 | 55,684             | 55,684    | 54,294         | 53,662   |  | 816  |   | 816   |   | 55,684  |  |   |                                     | 4,593   | 10/02/2028                                     | 4.A FE   |
| ..LX1982-15-1        | SPRINGS WINDOW FASHION SPRING WINDOWS 1L TL S+400 10/06/28      |              | 09/30/2024       | Redemption 100.0000                     |                                 | 59,588             | 59,588    | 58,992         | 59,781   |  | (193)  |   | (193)   |   | 59,588  |  |   |                                     | 4,312   | 10/06/2028                                     | 5.A FE   |
| ..LX1983-37-3        | CHG HEALTHCARE SERVICES INC CHG HEALTHCARE TLB-1 S+350 09/29/28 |              | 09/30/2024       | Redemption 100.0000                     |                                 | 7,538              | 7,538     | 7,226          | 7,154  |  | 383  |   | 383   |   | 7,538   |  |   |                                     | 504   | 09/29/2028                                     | 4.B FE   |
| ..LX1990-08-9        | RH RESTORATION HW - RH TLB S+250 10/20/28                       |              | 07/01/2024       | CITICORP SECURITIES Redemption 100.0000 |                                 |                    |           |                |  |  | 787  |   | 787   |   | 787   |  | (1,012)                                   | (1,012)                             | 86,850  | 10/20/2028                                     | 4.A FE   |
| ..LX1990-08-9        | RH RESTORATION HW - RH TLB S+250 10/20/28                       |              | 09/30/2024       | Redemption 100.0000                     |                                 | 7,372              | 7,372     | 7,353          | 7,411  |  | (39)   |   | (39)  |   | 7,372   |  |   |                                     | 942   | 10/20/2028                                     | 4.A FE   |
| ..LX1993-56-2        | CHAMBERLAIN GROUP CHAMBERLAIN-CHARIOT TLB S+325 11/03/28        |              | 09/30/2024       | Various Redemption 100.0000             |                                 | 28,250             | 28,250    | 28,179         | 28,799   |  | (549)  |   | (549)   |   | 28,250  |  |   |                                     | 1,879   | 11/03/2028                                     | 4.C FE   |
| ..LX2006-47-1        | BASS PRO GROUP BASS PRO -GRT OUTDR TLB1 S+375 03/05/28          |              | 09/30/2024       | Redemption 100.0000                     |                                 | 71,205             | 71,205    | 70,804         | 71,780   |  | (574)  |   | (574)   |   | 71,205  |  |   |                                     | 4,147   | 03/05/2028                                     | 4.A FE   |
| ..LX2011-26-5        | KNIGHT HEALTH HOLDINGS SCION HEALTH-KNIGHT TLB S+525 12/23/28   |              | 09/30/2024       | Various Redemption 100.0000             |                                 | 55,000             | 55,000    | 51,150         | 51,641   |  | 3,359  |   | 3,359   |   | 55,000  |  |   |                                     | 4,507   | 12/23/2028                                     | 5.B FE   |
| ..LX2020-71-2        | GOLDEN NUGGET GOLDEN NUGGET 1L S+375 01/27/29                   |              | 08/12/2024       | Redemption 100.0000                     |                                 | 6,561,284          | 6,553,928 | 6,486,131      | 6,351,762  |  | 58,232   |   | 58,232  |   | 6,409,994   |  | 151,290                                   | 151,290                             | 380,625   | 01/27/2029                                     | 4.B FE   |
| ..LX2020-71-2        | GOLDEN NUGGET GOLDEN NUGGET 1L S+375 01/27/29                   |              | 09/30/2024       | Various Redemption 100.0000             |                                 | 55,490             | 55,490    | 54,530         | 51,316   |  | 1,628  |   | 1,628   |   | 55,490  |  |   |                                     | 3,623   | 01/27/2029                                     | 4.B FE   |
| ..LX2022-21-3        | TAYLOR MADE GOLF COMPANY 19TH HLDGS GOLF 1L TL S+325 02/07/29   |              | 09/30/2024       | Various Redemption 100.0000             |                                 | 67,424             | 67,424    | 67,087         | 66,418   |  | 1,006  |   | 1,006   |   | 67,424  |  |   |                                     | 4,871   | 02/07/2029                                     | 4.B FE   |
| ..LX2023-03-9        | EMBECTA CORP EMBECTA CORP TLB S+300 03/30/29                    |              | 09/30/2024       | Redemption 100.0000                     |                                 | 277,112            | 277,112   | 271,204        | 188,909  |  | 6,268  |   | 6,268   |   | 277,112   |  |   |                                     | 15,061  | 03/30/2029                                     | 4.A FE   |
| ..LX2023-51-8        | BAUSCH HEALTH COS INC BAUSCH HEALTH TLB S+525 02/01/27          |              | 09/30/2024       | Various Redemption 100.0000             |                                 | 283,981            | 283,981   | 281,141        | 275,772  |  | 8,209  |   | 8,209   |   | 283,981   |  |   |                                     | 23,480  | 02/01/2027                                     | 5.A FE   |
| ..LX2023-74-0        | ATHLETICO PHYSICAL THERAPY ATHLETICO THERAPY TLB S+425 02/15/29 |              | 09/30/2024       | Redemption 100.0000                     |                                 | 10,000             | 10,000    | 9,950          | 9,903  |  | 97   |   | 97  |   | 10,000  |  |   |                                     | 746   | 02/15/2029                                     | 5.B FE   |
| ..LX2028-31-9        | TEAM HEALTH HOLDINGS INC TEAM HEALTH TLB S+525 02/17/27         |              | 09/30/2024       | Various Redemption 100.0000             |                                 | 75,901             | 75,901    | 69,222         | 71,321   |  | 4,580  |   | 4,580   |   | 75,901  |  |   |                                     | 6,119   | 02/17/2027                                     | 6. FE  |
| ..LX2034-23-4        | HOUGHTON MIFFLIN HARCOURT HOUGHTON MIFFLIN TLB S+525 04/01/29   |              | 07/01/2024       | BANK OF AMERICA Redemption 100.0000     |                                 | 239,703            | 249,365   | 239,703        |  |  |  |   |   |   | 239,703   |  |   |                                     |   | 04/01/2029                                     | 4.C FE   |
| ..LX2034-23-4        | HOUGHTON MIFFLIN HARCOURT HOUGHTON MIFFLIN TLB S+525 04/01/29   |              | 09/30/2024       | Redemption 100.0000                     |                                 | 43,224             | 43,224    | 41,776         | 35,384   |  | 2,376  |   | 2,376   |   | 43,224  |  |   |                                     | 3,118   | 04/01/2029                                     | 4.C FE   |

E05.24

STATEMENT AS OF SEPTEMBER 30, 2024 OF THE GUARDIAN LIFE INSURANCE COMPANY OF AMERICA

**SCHEDULE D - PART 4**

Show All Long-Term Bonds and Stock Sold, Redeemed or Otherwise Disposed of During the Current Quarter

| 1                    | 2   | 3       | 4             | 5                          | 6                         | 7             | 8          | 9           | 10                                      | Change In Book/Adjusted Carrying Value   |   |   |   |  | 16  | 17                                       | 18                               | 19                            | 20   | 21                               | 22  |
|----------------------|---|---------|---------------|----------------------------|---------------------------|---------------|------------|-------------|---|--|---|---|---|--|---|--|----------------------------------|-------------------------------|--|----------------------------------|---|
|                      |   |         |               |                            |                           |               |            |             |   | 11                                       | 12                                      | 13  | 14  | 15   |   |  |                                  |                               |  |                                  |   |
| CUSIP Identification | Description   | Foreign | Disposal Date | Name of Purchaser          | Number of Shares of Stock | Consideration | Par Value  | Actual Cost | Prior Year Book/Adjusted Carrying Value | Unrealized Valuation Increase/(Decrease) | Current Year's (Amortization)/Accretion | Current Year's Other Than Temporary Impairment Recognized | Total Change in Book/Adjusted Carrying Value (11 + 12 - 13) | Total Foreign Exchange Change in Book /Adjusted Carrying Value | Book/Adjusted Carrying Value at Disposal Date | Foreign Exchange Gain (Loss) on Disposal | Realized Gain (Loss) on Disposal | Total Gain (Loss) on Disposal | Bond Interest/Stock Dividends Received During Year | Stated Contractual Maturity Date | NAIC Designation, NAIC Designation Modifier and SVO Administrative Symbol |
| ..LX2036-29-6        | NOVOLEX NOVOLEX-CLYDESDALE 1L S+317.5<br>04/13/29                       |         | 08/01/2024    | Redemption 100.0000        |                           | 1,654,792     | 1,654,792  | 1,613,422   | 1,579,059                               |  | 75,733                                  |   | 75,733  |  | 1,654,792                                     |  |                                  |                               | 99,536   | 04/13/2029                       | 4.B FE  |
| ..LX2037-85-6        | PERRIGO INVESTMENTS LLC PERRIGO TLB S+225<br>04/05/29                   |         | 09/30/2024    | Redemption 100.0000        |                           | 2,484,406     | 2,484,406  | 2,470,040   | 1,894,984                               |  | 20,781                                  |   | 20,781  |  | 2,484,406                                     |  |                                  |                               | 132,358  | 04/05/2029                       | 3.B FE  |
| ..LX2038-97-9        | OLDCASTLE BUILDING ENVELOPE OLDCASTLE BLDG - OSCAR 1L S+425<br>04/30/29 |         | 09/30/2024    | Redemption 100.0000        |                           | 16,363        | 16,363     | 16,203      | 16,112                                  |  | 251                                     |   | 251   |  | 16,363  |  |                                  |                               | 1,229  | 04/30/2029                       | 4.B FE  |
| ..LX2046-74-1        | CHAMPIONX CHAMPIONX TLB-2 S+275<br>06/07/29                             |         | 09/30/2024    | Redemption 100.0000        |                           | 40,922        | 40,922     | 40,084      | 39,702                                  |  | 1,220                                   |   | 1,220   |  | 40,922  |  |                                  |                               | 2,565  | 06/07/2029                       | 3.A FE  |
| ..LX2093-23-0        | DELEK US HOLDINGS INC DELEK US HOLDINGS TLB S+350<br>11/10/29           |         | 08/07/2024    | WELLS FARGO SECURITIES LLC |                           | 2,992,519     | 3,000,000  | 2,891,766   | 2,852,397                               |  | (7,584)                                 |   | (7,584)   |  | 2,844,813                                     |  | 147,706                          | 147,706                       | 269,494  | 11/10/2029                       | 4.A FE  |
| ..LX2093-23-0        | DELEK US HOLDINGS INC DELEK US HOLDINGS TLB S+350<br>11/10/29           |         | 09/30/2024    | Redemption 100.0000        |                           | 48,636        | 48,636     | 46,838      | 46,186                                  |  | 2,450                                   |   | 2,450   |  | 48,636  |  |                                  |                               | 5,964  | 11/10/2029                       | 4.A FE  |
| ..LX2095-55-7        | NIELSEN HOLDINGS NIELSEN HDG - NEPTUN TLB S+500<br>04/11/29             |         | 09/26/2024    | BANK OF AMERICA            |                           | 2,814,162     | 2,964,581  | 2,747,998   | 861,482                                 |  | 3,725                                   |   | 3,725   |  | 2,742,533                                     |  | 71,629                           | 71,629                        | 107,717  | 04/11/2029                       | 4.B FE  |
| ..LX2095-55-7        | NIELSEN HOLDINGS NIELSEN HDG - NEPTUN TLB S+500<br>04/11/29             |         | 07/11/2024    | Redemption 100.0000        |                           | 17,557        | 17,557     | 15,890      | 8,806                                   |  | 1,761                                   |   | 1,761   |  | 17,557  |  |                                  |                               | 1,024  | 04/11/2029                       | 4.B FE  |
| ..LX2106-80-0        | CAESARS ENTERTAINMENT INC CAESARS ENTERTAIN TLB S+275<br>02/06/30       |         | 09/30/2024    | Redemption 100.0000        |                           | 40,500        | 40,500     | 40,332      | 39,899                                  |  | 601                                     |   | 601   |  | 40,500  |  |                                  |                               | 2,596  | 02/06/2030                       | 3.C FE  |
| ..LX2109-29-1        | HANESBRANDS INC HANESBRANDS INC TLB S+375<br>02/15/30                   |         | 09/30/2024    | Redemption 100.0000        |                           | 6,263         | 6,263      | 6,187       | 6,144                                   |  | 119                                     |   | 119   |  | 6,263   |  |                                  |                               | 436  | 02/15/2030                       | 3.B FE  |
| ..LX2111-51-1        | UBER TECHNOLOGIES INC UBER TECHNOLOGIES TLB S+275<br>02/27/30           |         | 09/09/2024    | Redemption 100.0000        |                           | 10,250,854    | 10,250,854 | 10,229,213  | 10,183,530                              |  | 67,324                                  |   | 67,324  |  | 10,250,854                                    |  |                                  |                               | 615,699  | 02/27/2030                       | 2.C FE  |
| ..LX2112-49-3        | US SILICA US SILICA TL TL S+400<br>03/25/30                             |         | 07/31/2024    | Redemption 100.0000        |                           | 4,527,063     | 4,527,063  | 4,515,717   |   |  | 11,346                                  |   | 11,346  |  | 4,527,063                                     |  |                                  |                               | 125,537  | 03/25/2030                       | 4.A FE  |
| ..LX2114-51-5        | UNIVERSAL HOSPITAL SERVICES AGILITI HEALTH TLB S+300<br>05/01/30        |         | 09/30/2024    | Redemption 100.0000        |                           | 7,117         | 7,117      | 6,448       | 6,417                                   |  | 700                                     |   | 700   |  | 7,117   |  |                                  |                               | 451  | 05/01/2030                       | 4.B FE  |
| ..LX2120-15-7        | INTERNET BRANDS INTERNET BRNDS - IH TLB3 S+425<br>05/03/28              |         | 09/30/2024    | Redemption 100.0000        |                           | 6,281         | 6,281      | 6,159       |   |  | 122                                     |   | 122   |  | 6,281   |  |                                  |                               | 401  | 05/03/2028                       | 4.B FE  |
| ..LX2127-14-5        | CINEMARK USA INC CINEMARK USA TLB S+325<br>05/18/30                     |         | 09/30/2024    | Redemption 100.0000        |                           | 22,025        | 22,025     | 21,781      | 21,577                                  |  | 448                                     |   | 448   |  | 22,025  |  |                                  |                               | 1,492  | 05/18/2030                       | 3.A FE  |
| ..LX2128-70-5        | LIFESCAN GLOBAL CORP LIFESCAN 1ST LIEN S+650<br>12/31/26                |         | 09/30/2024    | Redemption 100.0000        |                           | 182,035       | 182,035    | 177,400     | 176,667                                 |  | 5,368                                   |   | 5,368   |  | 182,035                                       |  |                                  |                               | 16,476   | 12/31/2026                       | 5.C FE  |
| ..LX2139-01-7        | CALPINE CORP CALPINE CONSTRN TLB 1L S+200<br>07/20/30                   |         | 07/01/2024    | Redemption 100.0000        |                           | (9,354)       | (9,354)    | (9,354)     | (9,354)                                 |  |   |   |   |  | (9,354)                                       |  |                                  |                               |  | 07/20/2030                       | 3.B FE  |
| ..LX2139-93-4        | SELECT MEDICAL HOLDINGS SELECT MEDICAL TLB S+300<br>03/06/27            |         | 07/31/2024    | Redemption 100.0000        |                           | 9,605,535     | 9,605,535  | 9,255,502   | 9,265,009                               |  | 340,525                                 |   | 340,525   |  | 9,605,535                                     |  |                                  |                               | 478,083  | 03/06/2027                       | 3.C FE  |
| ..LX2165-78-0        | TAMKO BUILDING PRODUCTS TAMKO BLDG PRODUCTS TLB S+325<br>09/13/30       |         | 09/30/2024    | Redemption 100.0000        |                           | 16,686        | 16,686     | 16,602      | 16,525                                  |  | 160                                     |   | 160   |  | 16,686  |  |                                  |                               | 1,143  | 09/13/2030                       | 4.B FE  |
| ..LX2168-44-6        | GTCR W MERGER SUB WORLDPAY -BOOST NICO TLB S+300<br>01/31/31            |         | 08/01/2024    | Tax Free Exchange          |                           | 4,938,527     | 5,000,000  | 4,975,000   |   |  | (36,473)                                |   | (36,473)  |  | 4,938,527                                     |  |                                  |                               | 203,374  | 01/31/2031                       | 3.C FE  |
| ..LX2190-30-9        | AMINEAL HOLDINGS , LLC AMINEAL PHARMACEUTICA TLB S+550<br>05/04/28      |         | 08/07/2024    | J.P. MORGAN                |                           | 2,005,000     | 2,000,000  | 1,930,357   | 1,926,563                               |  | (10,141)                                |   | (10,141)  |  | 1,916,422                                     |  | 88,578                           | 88,578                        | 140,242  | 05/04/2028                       | 4.B FE  |
| ..LX2190-30-9        | AMINEAL HOLDINGS , LLC AMINEAL PHARMACEUTICA TLB S+550<br>05/04/28      |         | 09/30/2024    | Various                    |                           | 185,358       | 185,358    | 181,410     | 176,325                                 |  | 4,334                                   |   | 4,334   |  | 185,358                                       |  |                                  |                               | 15,235   | 05/04/2028                       | 4.B FE  |
| ..LX2198-96-3        | TRANSIGM TRANSIGM TLJ S+250<br>02/28/31                                 |         | 07/01/2024    | GOLDMAN SACHS              |                           |               |            |             |   |  | 1,788                                   |   | 1,788   |  | 1,788   |  | (1,788)                          | (1,788)                       | 216,206  | 02/28/2031                       | 4.A FE  |
| ..LX2198-96-3        | TRANSIGM TRANSIGM TLJ S+250<br>02/28/31                                 |         | 09/30/2024    | Redemption 100.0000        |                           | 30,422        | 30,422     | 30,396      |   |  | 26                                      |   | 26  |  | 30,422  |  |                                  |                               | 753  | 02/28/2031                       | 3.C FE  |
| ..LX2207-37-6        | AVIS BUDGET CAR RENTAL LLC AVIS BUDGET CAR TLC S+300<br>03/16/29        |         | 09/30/2024    | Redemption 100.0000        |                           | 32,156        | 32,156     | 31,155      | 26,099                                  |  | 1,020                                   |   | 1,020   |  | 32,156  |  |                                  |                               | 1,806  | 03/16/2029                       | 3.A FE  |

E05.25

STATEMENT AS OF SEPTEMBER 30, 2024 OF THE GUARDIAN LIFE INSURANCE COMPANY OF AMERICA

**SCHEDULE D - PART 4**

Show All Long-Term Bonds and Stock Sold, Redeemed or Otherwise Disposed of During the Current Quarter

| 1                    | 2   | 3       | 4             | 5  | 6                         | 7             | 8          | 9           | 10                                      | Change In Book/Adjusted Carrying Value   |   |   |   |  | 16  | 17                                       | 18                               | 19                            | 20   | 21                               | 22  |
|----------------------|---|---------|---------------|--|---------------------------|---------------|------------|-------------|---|--|---|---|---|--|---|--|----------------------------------|-------------------------------|--|----------------------------------|---|
|                      |   |         |               |  |                           |               |            |             |   | 11                                       | 12                                      | 13  | 14  | 15   |   |  |                                  |                               |  |                                  |   |
| CUSIP Identification | Description   | Foreign | Disposal Date | Name of Purchaser                        | Number of Shares of Stock | Consideration | Par Value  | Actual Cost | Prior Year Book/Adjusted Carrying Value | Unrealized Valuation Increase/(Decrease) | Current Year's (Amortization)/Accretion | Current Year's Other Than Temporary Impairment Recognized | Total Change in Book/Adjusted Carrying Value (11 + 12 - 13) | Total Foreign Exchange Change in Book /Adjusted Carrying Value | Book/Adjusted Carrying Value at Disposal Date | Foreign Exchange Gain (Loss) on Disposal | Realized Gain (Loss) on Disposal | Total Gain (Loss) on Disposal | Bond Interest/Stock Dividends Received During Year | Stated Contractual Maturity Date | NAIC Designation, NAIC Designation Modifier and SVO Administrative Symbol |
| ..LX2209-07-5        | DISTRIBUTED POWER INNIO GROUP TLB S+425<br>11/06/28                 |         | 07/16/2024    | Tax Free Exchange<br>Redemption 100.0000 |                           | 6,946,885     | 7,238,959  | 6,977,689   |   |  | (30,804)                                |   | (30,804)  |  | 6,946,885                                     |  |                                  |                               | 339,977  | 11/06/2028                       | 4.C FE  |
| ..LX2218-75-3        | WIRECO WORLDGROUP INC WIRECO TLB S+375<br>11/13/28                  |         | 09/30/2024    | Redemption 100.0000                      |                           | 14,528        | 14,528     | 14,162      | 14,156                                  |  | 371                                     |   | 371   |  | 14,528  |  |                                  |                               | 1,032  | 11/13/2028                       | 4.B FE  |
| ..LX2218-76-1        | TRAVEL + LEISURE CO TRAVEL + LEISURE TLB<br>S+325 12/14/29          |         | 09/30/2024    | Redemption 100.0000                      |                           | 21,950        | 21,950     | 21,895      |   |  | 55                                      |   | 55  |  | 21,950  |  |                                  |                               | 1,193  | 12/14/2029                       | 3.C FE  |
| ..LX2245-19-4        | LIGHT & WONDER LIGHT & WONDER INC TLB S+275<br>04/16/29             |         | 07/17/2024    | Redemption 100.0000                      |                           | 15,266,455    | 15,266,455 | 14,898,596  |   |  | 367,859                                 |   | 367,859   |  | 15,266,455                                    |  |                                  |                               | 626,664  | 04/16/2029                       | 3.B FE  |
| ..LX2246-73-9        | KBR INC KBR INC TLB S+225 01/17/31                                  |         | 08/14/2024    | Tax Free Exchange<br>Redemption 100.0000 |                           | 1,853,022     | 1,870,313  | 1,865,637   |   |  | (12,615)                                |   | (12,615)  |  | 1,853,022                                     |  |                                  |                               | 75,224   | 01/17/2031                       | 3.B FE  |
| ..LX2246-74-7        | HILTON GRAND VACATIONS HILTON GRAND VAC TLB<br>S+225 01/13/31       |         | 09/30/2024    | Redemption 100.0000                      |                           | 5,000         | 5,000      | 5,003       |   |  | (3)                                     |   | (3)   |  | 5,000   |  |                                  |                               | 211  | 01/13/2031                       | 3.B FE  |
| ..LX2247-83-6        | SEAWORLD PARKS & ENTERTA SEAWORLD TLB S+250<br>08/25/28             |         | 09/30/2024    | Redemption 100.0000                      |                           | 12,500        | 12,500     | 12,500      |   |  |   |   |   |  | 12,500  |  |                                  |                               | 665  | 08/25/2028                       | 3.B FE  |
| ..LX2247-90-1        | ARSENAL AIC PARENT LLC ARCONIC - ARSENAL TLB<br>S+375 08/19/30      |         | 08/21/2024    | Tax Free Exchange<br>Redemption 100.0000 |                           | 3,377,045     | 3,473,794  | 3,403,613   |   |  | (26,568)                                |   | (26,568)  |  | 3,377,045                                     |  |                                  |                               | 160,330  | 08/19/2030                       | 4.A FE  |
| ..LX2252-57-0        | DISCOVERY ENERGY HOLDING DISCOVERY EGY KOHLER<br>TLB S+475 01/30/31 |         | 09/30/2024    | Redemption 100.0000                      |                           | 8,000         | 8,000      | 7,785       |   |  | 215                                     |   | 215   |  | 8,000   |  |                                  |                               | 309  | 01/30/2031                       | 4.B FE  |
| ..LX2253-38-8        | FITNESS INTERNATIONAL LLC FITNESS INTL LLC<br>TLB S+525 01/30/29    |         | 09/30/2024    | Redemption 100.0000                      |                           | 27,500        | 27,500     | 26,675      |   |  | 825                                     |   | 825   |  | 27,500  |  |                                  |                               | 1,293  | 01/30/2029                       | 4.B FE  |
| ..LX2253-93-3        | CAESARS ENTERTAINMENT INC CAESARS ENTERTAIN<br>TLB1 S+275 01/24/31  |         | 09/30/2024    | Redemption 100.0000                      |                           | 29,625        | 29,625     | 29,551      |   |  | 74                                      |   | 74  |  | 29,625  |  |                                  |                               | 1,521  | 01/24/2031                       | 3.C FE  |
| ..LX2254-13-9        | DUN & BRADSTREET CORP DUN & BRADSTREET TLB<br>S+275 01/18/29        |         | 09/27/2024    | Redemption 100.0000                      |                           | 8,750         | 8,750      | 8,750       |   |  |   |   |   |  | 8,750   |  |                                  |                               | 277  | 01/18/2029                       | 4.A FE  |
| ..LX2256-34-0        | INEOS INEOS TLB 2031 S+375 01/30/31                                 |         | 09/30/2024    | Redemption 100.0000                      |                           | 7,500         | 7,500      | 7,425       |   |  | 75                                      |   | 75  |  | 7,500   |  |                                  |                               | 433  | 01/30/2031                       | 3.C FE  |
| ..LX2256-41-5        | ARGUS MEDIA ARGUS MEDIA - FLEET TLB S+325<br>01/31/31               |         | 08/22/2024    | Redemption 100.0000                      |                           | 236,042       | 236,042    | 234,861     |   |  | 1,180                                   |   | 1,180   |  | 236,042                                       |  |                                  |                               | 9,487  | 01/31/2031                       | 4.B FE  |
| ..LX2256-41-5        | ARGUS MEDIA ARGUS MEDIA - FLEET TLB S+325<br>01/31/31               |         | 08/22/2024    | Tax Free Exchange<br>Redemption 100.0000 |                           | 2,482,838     | 2,513,958  | 2,501,389   |   |  | (18,551)                                |   | (18,551)  |  | 2,482,838                                     |  |                                  |                               | 101,417  | 01/31/2031                       | 4.B FE  |
| ..LX2256-53-0        | ADIENT GLOBAL HOLDINGS LTD ADIENT TLB S+275<br>01/27/31             |         | 09/30/2024    | Redemption 100.0000                      |                           | 15,506        | 15,506     | 15,171      |   |  | 335                                     |   | 335   |  | 15,506  |  |                                  |                               | 845  | 01/27/2031                       | 3.B FE  |
| ..LX2256-75-3        | UKG UKG 1L 2031 S+325 02/10/31                                      |         | 09/30/2024    | Redemption 100.0000                      |                           | 10,642        | 10,642     | 10,609      |   |  | 32                                      |   | 32  |  | 10,642  |  |                                  |                               | 383  | 02/10/2031                       | 4.C FE  |
| ..LX2261-53-0        | CORE & MAIN CORE & MAIN TLB S+225<br>02/05/31                       |         | 07/26/2024    | Redemption 100.0000                      |                           | 9,625         | 9,625      | 9,592       |   |  | 33                                      |   | 33  |  | 9,625   |  |                                  |                               | 433  | 02/05/2031                       | 3.C FE  |
| ..LX2261-54-8        | NAVIGURE INC NAVIGURE-WAYSTAR 1L '29 S+400<br>10/31/29              |         | 07/01/2024    | Tax Free Exchange<br>Redemption 100.0000 |                           | 5,050,639     | 5,128,352  | 5,073,174   |   |  | (22,535)                                |   | (22,535)  |  | 5,050,639                                     |  |                                  |                               | 183,044  | 10/31/2029                       | 4.C FE  |
| ..LX2265-33-3        | VESTIS CORP VESTIS CORP TLB S+225<br>02/15/31                       |         | 08/21/2024    | Redemption 100.0000                      |                           | 382,375       | 382,375    | 381,419     |   |  | 956                                     |   | 956   |  | 382,375                                       |  |                                  |                               | 12,956   | 02/15/2031                       | 3.C FE  |
| ..LX2271-39-8        | UNITED AIRLINES UNITED AIRLINES TLB S+275<br>02/15/31               |         | 07/15/2024    | J.P. MORGAN<br>Redemption 100.0000       |                           | 28,795        | 28,688     | 28,544      |   |  | (162)                                   |   | (162)   |  | 28,382  |  | 413                              | 413                           | 939  | 02/15/2031                       | 3.A FE  |
| ..LX2271-39-8        | UNITED AIRLINES UNITED AIRLINES TLB S+275<br>02/15/31               |         | 09/30/2024    | Redemption 100.0000                      |                           | 7,303         | 7,303      | 7,267       |   |  | 37                                      |   | 37  |  | 7,303   |  |                                  |                               | 350  | 02/15/2031                       | 3.A FE  |
| ..LX2272-35-4        | COTIVITI INC COTIVITI INC 1L TL S+325<br>02/21/31                   |         | 09/30/2024    | Redemption 100.0000                      |                           | 20,313        | 20,313     | 20,211      |   |  | 102                                     |   | 102   |  | 20,313  |  |                                  |                               | 700  | 02/21/2031                       | 4.B FE  |
| ..LX2274-55-8        | MEN'S WEARHOUSE INC MEN'S WEARHOUSE 1L TL<br>S+650 02/21/29         |         | 08/30/2024    | Redemption 100.0000                      |                           | 1,004,246     | 1,004,246  | 974,118     |   |  | 30,127                                  |   | 30,127  |  | 1,004,246                                     |  |                                  |                               | 58,157   | 02/21/2029                       | 4.B FE  |
| ..LX2274-74-9        | CENGAGE LEARNING INC CENGAGE LEARNING INC TLB<br>S+425 03/15/31     |         | 09/30/2024    | Redemption 100.0000                      |                           | 14,975        | 14,975     | 14,825      |   |  | 150                                     |   | 150   |  | 14,975  |  |                                  |                               | 739  | 03/15/2031                       | 4.B FE  |

EO5.26

STATEMENT AS OF SEPTEMBER 30, 2024 OF THE GUARDIAN LIFE INSURANCE COMPANY OF AMERICA

**SCHEDULE D - PART 4**

Show All Long-Term Bonds and Stock Sold, Redeemed or Otherwise Disposed of During the Current Quarter

| 1                    | 2  | 3       | 4             | 5                   | 6                         | 7             | 8         | 9           | 10                                      | Change In Book/Adjusted Carrying Value   |   |   |   |  | 16  | 17                                       | 18                               | 19                            | 20   | 21                               | 22  |
|----------------------|--|---------|---------------|---------------------|---------------------------|---------------|-----------|-------------|---|--|---|---|---|--|---|--|----------------------------------|-------------------------------|--|----------------------------------|---|
|                      |  |         |               |                     |                           |               |           |             |   | 11                                       | 12                                      | 13  | 14  | 15   |   |  |                                  |                               |  |                                  |   |
| CUSIP Identification | Description  | Foreign | Disposal Date | Name of Purchaser   | Number of Shares of Stock | Consideration | Par Value | Actual Cost | Prior Year Book/Adjusted Carrying Value | Unrealized Valuation Increase/(Decrease) | Current Year's (Amortization)/Accretion | Current Year's Other Than Temporary Impairment Recognized | Total Change in Book/Adjusted Carrying Value (11 + 12 - 13) | Total Foreign Exchange Change in Book /Adjusted Carrying Value | Book/Adjusted Carrying Value at Disposal Date | Foreign Exchange Gain (Loss) on Disposal | Realized Gain (Loss) on Disposal | Total Gain (Loss) on Disposal | Bond Interest/Stock Dividends Received During Year | Stated Contractual Maturity Date | NAIC Designation, NAIC Designation Modifier and SVO Administrative Symbol |
| ..LX2276-36-3        | RADIOLOGY PARTNERS INC RADIOLOGY PARTNR TLB PIK S+500 01/31/29   |         | 09/30/2024    | Redemption 100.0000 |                           | 39,166        | 39,166    | 38,464      |   |  | 702                                     |   | 702   |  | 39,166  |  |                                  |                               | 3,555  | 01/31/2029                       | 4.C FE  |
| ..LX2278-51-8        | STATION CASINOS LLC STATION CASINOS TLB S+225 03/07/31           |         | 09/30/2024    | Redemption 100.0000 |                           | 22,500        | 22,500    | 22,388      |   |  | 113                                     |   | 113   |  | 22,500  |  |                                  |                               | .894   | 03/07/2031                       | 3.C FE  |
| ..LX2281-23-1        | LIFEPOINT HEALTH LIFEPOINT HEALTH TLB S+475 11/16/28             |         | 09/30/2024    | Redemption 100.0000 |                           | 44,490        | 44,490    | 45,134      |   |  | (644)                                   |   | (644)   |  | 44,490  |  |                                  |                               | 2,122  | 11/16/2028                       | 4.B FE  |
| ..LX2281-30-6        | BEACON ROOFING SUPPLY INC BEACON ROOFING TLB S+200 05/19/28      |         | 09/30/2024    | Redemption 100.0000 |                           | 10,075        | 10,075    | 9,663       |   |  | 412                                     |   | 412   |  | 10,075  |  |                                  |                               | .369   | 05/19/2028                       | 3.B FE  |
| ..LX2283-96-3        | DYNASTY ACQUISITION CO INC DYNASTY ACQ TLB1 S+350 08/24/28       |         | 09/30/2024    | Redemption 100.0000 |                           | 20,284        | 20,284    | 20,284      |   |  |   |   |   |  | 20,284  |  |                                  |                               | .939   | 08/24/2028                       | 4.C FE  |
| ..LX2283-97-1        | DYNASTY ACQUISITION CO INC DYNASTY ACQ TLB2 S+350 08/24/28       |         | 09/30/2024    | Redemption 100.0000 |                           | 7,821         | 7,821     | 7,821       |   |  |   |   |   |  | 7,821   |  |                                  |                               | .362   | 08/24/2028                       | 4.C FE  |
| ..LX2284-75-5        | ALTERRA MOUNTAIN ALTERRA MOUNTAIN TLB2 28 S+325 08/17/28         |         | 09/30/2024    | Redemption 100.0000 |                           | 39,628        | 39,628    | 39,116      |   |  | 513                                     |   | 513   |  | 39,628  |  |                                  |                               | 1,716  | 08/17/2028                       | 4.A FE  |
| ..LX2284-76-3        | ALTERRA MOUNTAIN ALTERRA MOUNTAIN TLB '30 S+350 05/31/30         |         | 09/30/2024    | Redemption 100.0000 |                           | 12,406        | 12,406    | 12,199      |   |  | 207                                     |   | 207   |  | 12,406  |  |                                  |                               | .553   | 05/31/2030                       | 4.A FE  |
| ..LX2286-19-8        | TRIDENT TPI HOLDING INC TEKNI-PLEX TPI TLB6 S+400 09/18/28       |         | 09/30/2024    | Redemption 100.0000 |                           | 23,365        | 23,365    | 23,225      |   |  | 140                                     |   | 140   |  | 23,365  |  |                                  |                               | .630   | 09/18/2028                       | 4.C FE  |
| ..LX2296-17-1        | LES SCHIAB TIRE CENTERS LES SCHIAB TIRE LS TLB S+300 11/02/27    |         | 09/30/2024    | Redemption 100.0000 |                           | 12,000        | 12,000    | 12,000      |   |  |   |   |   |  | 12,000  |  |                                  |                               | .424   | 11/02/2027                       | 4.B FE  |
| ..LX2299-33-2        | CARNIVAL CORP CARNIVAL CORP TLB 2027 S+275 08/09/27              |         | 08/27/2024    | Redemption 100.0000 |                           | 771,867       | 771,867   | 764,919     |   |  | 6,949                                   |   | 6,949   |  | 771,867                                       |  |                                  |                               | 20,533   | 08/09/2027                       | 3.A FE  |
| ..LX2301-55-9        | AIR MEDICAL GLOBAL MEDICAL TLB PIK S+550 10/02/28                |         | 09/30/2024    | Redemption 100.0000 |                           | 66,787        | 66,787    | 66,170      |   |  | 617                                     |   | 617   |  | 66,787  |  |                                  |                               | 2,492  | 10/02/2028                       | 4.C FE  |
| ..LX2307-53-1        | JANUS INTERNATIONAL JANUS TLB S+250 08/05/30                     |         | 09/30/2024    | Redemption 100.0000 |                           | 13,050        | 13,050    | 13,050      |   |  |   |   |   |  | 13,050  |  |                                  |                               | .371   | 08/05/2030                       | 3.C FE  |
| ..LX2312-34-1        | ANCHOR PACKAGING ANCHOR PACKAGING 1L TL S+375 07/30/29           |         | 09/30/2024    | Redemption 100.0000 |                           | 12,328        | 12,328    | 12,297      |   |  | 31                                      |   | 31  |  | 12,328  |  |                                  |                               | .432   | 07/30/2029                       | 4.B FE  |
| ..LX2325-74-9        | BAKELITE UK HOLDING LTD BAKELITE 1L TL S+350 05/29/29            |         | 09/30/2024    | Various             |                           | 17,269        | 17,269    | 16,934      |   |  | 335                                     |   | 335   |  | 17,269  |  |                                  |                               | .580   | 05/29/2029                       | 4.A FE  |
| ..LX2330-15-2        | TIBCO SOFTWARE INC CLOUD SOFTWARE TIBCO TLB S+400 03/29/29       |         | 07/01/2024    | BANK OF AMERICA     |                           |               |           |             |   |  | 122                                     |   | 122   |  | 122   |  | (122)                            | (122)                         | .81,611  | 03/29/2029                       | 4.B FE  |
| ..LX2330-15-2        | TIBCO SOFTWARE INC CLOUD SOFTWARE TIBCO TLB S+400 03/29/29       |         | 08/30/2024    | Redemption 100.0000 |                           | 32,680        | 32,680    | 29,485      |   |  | 3,196                                   |   | 3,196   |  | 32,680  |  |                                  |                               | .970   | 03/29/2029                       | 4.B FE  |
| ..LX2334-67-5        | PROOFPOINT INC PROOFPPOINT 1L TL S+300 08/31/28                  |         | 09/30/2024    | Redemption 100.0000 |                           | 4,364         | 4,364     | 4,364       |   |  |   |   |   |  | 4,364   |  |                                  |                               | .126   | 08/31/2028                       | 4.C FE  |
| ..LX2334-78-2        | GRAY TELEVISION GRAY TELEVISION TLF S+525 05/22/29               |         | 09/30/2024    | Redemption 100.0000 |                           | 39,405        | 39,405    | 39,136      |   |  | 269                                     |   | 269   |  | 39,405  |  |                                  |                               | 1,055  | 05/22/2029                       | 4.A FE  |
| ..LX2334-79-0        | GO DADDY OPERATING CO LLC GO DADDY OPERATING TLB7 S+175 06/02/31 |         | 09/30/2024    | Redemption 100.0000 |                           | 5,133         | 5,133     | 5,133       |   |  |   |   |   |  | 5,133   |  |                                  |                               | .11  | 06/02/2031                       | 3.B FE  |
| ..LX2335-40-9        | PACTIV EVERGREEN GROUP PACTIV EVERGREEN GR TLB4 S+250 09/25/28   |         | 09/30/2024    | Redemption 100.0000 |                           | 179,605       | 179,605   | 182,089     |   |  | (2,483)                                 |   | (2,483)   |  | 179,605                                       |  |                                  |                               | 4,874  | 09/25/2028                       | 4.A FE  |
| ..LX2335-43-3        | MCAFFEE CORP MCAFFEE CORP TLB1 S+325 03/01/29                    |         | 07/01/2024    | J.P. MORGAN         |                           | 1,125,000     | 1,125,000 | 1,125,000   |   |  |   |   |   |  | 1,125,000                                     |  |                                  |                               |  | 03/01/2029                       | 4.C FE  |
| ..LX2335-43-3        | MCAFFEE CORP MCAFFEE CORP TLB1 S+325 03/01/29                    |         | 09/30/2024    | Redemption 100.0000 |                           | 2,813         | 2,813     | 2,813       |   |  |   |   |   |  | 2,813   |  |                                  |                               | .59  | 03/01/2029                       | 4.C FE  |
| ..LX2339-40-1        | US1 INC US1 INC/NY 1L TLB S+275 09/27/30                         |         | 09/30/2024    | Redemption 100.0000 |                           | 7,519         | 7,519     | 7,509       |   |  | 9                                       |   | 9   |  | 7,519   |  |                                  |                               | .24  | 09/27/2030                       | 4.B FE  |

EO5.27

STATEMENT AS OF SEPTEMBER 30, 2024 OF THE GUARDIAN LIFE INSURANCE COMPANY OF AMERICA

**SCHEDULE D - PART 4**

Show All Long-Term Bonds and Stock Sold, Redeemed or Otherwise Disposed of During the Current Quarter

| 1                    | 2  | 3       | 4             | 5                                      | 6                         | 7             | 8          | 9           | 10                                      | Change In Book/Adjusted Carrying Value   |   |   |   |  | 16  | 17                                       | 18                               | 19                            | 20   | 21                               | 22  |
|----------------------|--|---------|---------------|--|---------------------------|---------------|------------|-------------|---|--|---|---|---|--|---|--|----------------------------------|-------------------------------|--|----------------------------------|---|
|                      |  |         |               |  |                           |               |            |             |   | 11                                       | 12                                      | 13  | 14  | 15   |   |  |                                  |                               |  |                                  |   |
| CUSIP Identification | Description  | Foreign | Disposal Date | Name of Purchaser                      | Number of Shares of Stock | Consideration | Par Value  | Actual Cost | Prior Year Book/Adjusted Carrying Value | Unrealized Valuation Increase/(Decrease) | Current Year's (Amortization)/Accretion | Current Year's Other Than Temporary Impairment Recognized | Total Change in Book/Adjusted Carrying Value (11 + 12 - 13) | Total Foreign Exchange Change in Book /Adjusted Carrying Value | Book/Adjusted Carrying Value at Disposal Date | Foreign Exchange Gain (Loss) on Disposal | Realized Gain (Loss) on Disposal | Total Gain (Loss) on Disposal | Bond Interest/Stock Dividends Received During Year | Stated Contractual Maturity Date | NAIC Designation, NAIC Designation Modifier and SVO Administrative Symbol |
| ..LX2339-75-7        | GATES GLOBAL LLC GATES GLOBAL TLB5 2031 S+225<br>05/20/31              |         | 09/30/2024    | Redemption 100.0000                    |                           | 20,000        | 20,000     | 20,000      |   |  |   |   |   |  | 20,000  |  |                                  |                               | 429  | 05/20/2031                       | 3.C FE  |
| ..LX2341-16-7        | 84 LUMBER CO 84 LUMBER TLB S+225<br>11/02/30                           |         | 09/30/2024    | Redemption 100.0000                    |                           | 5,000         | 5,000      | 4,941       |   |  | 59                                      |   | 59  |  | 5,000   |  |                                  |                               | 129  | 11/02/2030                       | 3.C FE  |
| ..LX2342-73-6        | SOLIAANT LOWER INTERMEDIA SOLIAANT LOWER INTER<br>TL TL S+375 06/20/31 |         | 07/01/2024    | J.P. MORGAN<br>Redemption 100.0000     |                           | 4,950,000     | 5,000,000  | 4,950,000   |   |  |   |   |   |  | 4,950,000                                     |  |                                  |                               |  | 06/20/2031                       | 4.B FE  |
| ..LX2342-75-1        | SURGERY CENTER HOLDINGS SURGERY CENTER 1L TL<br>S+275 12/19/30         |         | 09/30/2024    | Redemption 100.0000                    |                           | 83,756        | 83,756     | 82,311      |   |  | 1,446                                   |   | 1,446   |  | 83,756  |  |                                  |                               | 1,164  | 12/19/2030                       | 4.B FE  |
| ..LX2350-94-5        | MEDLINE INDUSTRIES INC MEDLINE 1L ADDON S+225<br>10/23/28              |         | 07/01/2024    | BANK OF AMERICA<br>Redemption 100.0000 |                           | 3,000,000     | 3,000,000  | 3,000,000   |   |  |   |   |   |  | 3,000,000                                     |  |                                  |                               |  | 10/23/2028                       | 4.A FE  |
| ..LX2352-08-1        | SALLY BEAUTY HOLDINGS LLC SALLY BEAUTY TLB<br>S+175 02/28/30           |         | 09/30/2024    | Redemption 100.0000                    |                           | 7,500         | 7,500      | 7,500       |   |  |   |   |   |  | 7,500   |  |                                  |                               | 144  | 02/28/2030                       | 3.A FE  |
| ..LX2352-38-8        | APPLECARAMEL BUYER LLC WHITE CAP TLB S+325<br>10/19/29                 |         | 07/23/2024    | RBC CAPITAL MARKETS                    |                           | 3,011,250     | 3,000,000  | 2,922,762   |   |  | (6,476)                                 |   | (6,476)   |  | 2,916,286                                     |  | 94,964                           | 94,964                        | 51,837   | 10/19/2029                       | 4.B FE  |
| ..LX2352-61-0        | ECOVYST CATALYST TECHNOL PQ CORP - ECOVYST<br>TLB S+225 06/09/31       |         | 07/01/2024    | CITICORP SECURITIES                    |                           | 1,974,643     | 1,979,592  | 1,974,643   |   |  |   |   |   |  | 1,974,643                                     |  |                                  |                               |  | 06/09/2031                       | 4.A FE  |
| ..LX2352-73-5        | ACRISURE ACRISURE TLB6 S+325<br>11/06/30                               |         | 09/30/2024    | Redemption 100.0000                    |                           | 24,714        | 24,714     | 24,171      |   |  | 542                                     |   | 542   |  | 24,714  |  |                                  |                               | 599  | 11/06/2030                       | 4.B FE  |
| ..LX2354-73-1        | LSF11 A5 HOLDCO LLC AOC- LSF11 A5 HOLDCO TLB<br>S+350 10/16/28         |         | 09/30/2024    | Redemption 100.0000                    |                           | 10,062        | 10,062     | 9,579       |   |  | 483                                     |   | 483   |  | 10,062  |  |                                  |                               | 279  | 10/16/2028                       | 4.B FE  |
| ..LX2362-19-7        | LIGHT & WONDER LIGHT & WONDER INC TLB S+225<br>04/16/29                |         | 07/01/2024    | J.P. MORGAN                            |                           | 13,266,455    | 13,266,455 | 13,266,455  |   |  |   |   |   |  | 13,266,455                                    |  |                                  |                               |  | 04/16/2029                       | 3.B FE  |
| ..LX2363-35-1        | FRONTIER COMMUNICATIONS FRONTIER COMM TLB<br>S+350 06/20/31            |         | 07/01/2024    | J.P. MORGAN                            |                           | 3,233,750     | 3,250,000  | 3,233,750   |   |  |   |   |   |  | 3,233,750                                     |  |                                  |                               |  | 06/20/2031                       | 4.C FE  |
| ..LX2363-73-2        | GRIFFON CORP GRIFFON CORP TLB S+200<br>01/24/29                        |         | 07/01/2024    | BANK OF AMERICA<br>Redemption 100.0000 |                           | 8,396,341     | 8,396,341  | 8,396,341   |   |  |   |   |   |  | 8,396,341                                     |  |                                  |                               |  | 01/24/2029                       | 3.B FE  |
| ..LX2363-73-2        | GRIFFON CORP GRIFFON CORP TLB S+200<br>01/24/29                        |         | 09/26/2024    |  |                           | 36,585        | 36,585     | 36,585      |   |  |   |   |   |  | 36,585  |  |                                  |                               | 598  | 01/24/2029                       | 3.B FE  |
| ..LX2364-46-6        | DISTRIBUTED POWER INNIO GROUP TLB S+325<br>11/06/28                    |         | 09/05/2024    | BANK OF AMERICA<br>Redemption 100.0000 |                           | 7,243,855     | 7,220,816  | 6,929,088   |   |  | (6,362)                                 |   | (6,362)   |  | 6,922,725                                     |  | 321,130                          | 321,130                       |  | 11/06/2028                       | 4.A FE  |
| ..LX2364-46-6        | DISTRIBUTED POWER INNIO GROUP TLB S+325<br>11/06/28                    |         | 09/30/2024    | Redemption 100.0000                    |                           | 18,143        | 18,143     | 17,797      |   |  | 345                                     |   | 345   |  | 18,143  |  |                                  |                               | 327  | 11/06/2028                       | 4.A FE  |
| ..LX2365-14-1        | NAVICURE INC NAVICURE-WAYSTAR 1L S+275<br>10/22/29                     |         | 09/30/2024    | Redemption 100.0000                    |                           | 493,120       | 493,120    | 485,647     |   |  | 7,473                                   |   | 7,473   |  | 493,120                                       |  |                                  |                               | 2,392  | 10/22/2029                       | 4.A FE  |
| ..LX2369-64-8        | SEDGWICK SEDGWICK TLB S+300 06/27/31                                   |         | 07/01/2024    | BANK OF AMERICA                        |                           | 4,419,832     | 4,430,909  | 4,419,832   |   |  |   |   |   |  | 4,419,832                                     |  |                                  |                               |  | 06/27/2031                       | 4.B FE  |
| ..LX2386-35-2        | ARSENAL AIC PARENT LLC ARCONIC - ARSENAL TLB<br>S+325 08/19/30         |         | 09/30/2024    | Redemption 100.0000                    |                           | 8,684         | 8,684      | 8,443       |   |  | 242                                     |   | 242   |  | 8,684   |  |                                  |                               | 83   | 08/19/2030                       | 4.A FE  |
| ..LX2391-13-9        | GRAHAM PACKAGING GRAHAM PACKAGING 1LTL S+250<br>08/04/27               |         | 09/30/2024    | Redemption 100.0000                    |                           | 1,555,847     | 1,555,847  | 1,556,117   |   |  | (270)                                   |   | (270)   |  | 1,555,847                                     |  |                                  |                               | 18,255   | 08/04/2027                       | 4.B FE  |
| ..LX2395-94-0        | KBR INC KBR INC TLB S+200 01/17/31                                     |         | 09/30/2024    | Redemption 100.0000                    |                           | 12,500        | 12,500     | 12,457      |   |  | 43                                      |   | 43  |  | 12,500  |  |                                  |                               | 109  | 01/17/2031                       | 3.B FE  |
| ..LX1817-51-4        | WESTJET AIRLINES WESTJET AIRLINES 1L 2026<br>S+300 12/11/26            | A       | 07/19/2024    | BARCLAYS<br>Redemption 100.0000        |                           | 419,215       | 418,692    | 410,485     | 410,376                                 |  | 476                                     |   | 476   |  | 410,852                                       |  | 8,363                            | 8,363                         | 20,402   | 12/11/2026                       | 4.A FE  |
| ..LX1817-51-4        | WESTJET AIRLINES WESTJET AIRLINES 1L 2026<br>S+300 12/11/26            | A       | 07/22/2024    | Redemption 100.0000                    |                           | 1,006,740     | 1,006,740  | 951,876     | 848,927                                 |  | 20,653                                  |   | 20,653  |  | 1,006,740                                     |  |                                  |                               | 48,598   | 12/11/2026                       | 4.A FE  |
| ..LX2151-33-5        | NORTHRIVER MIDSTREAM NORTHRIVER MIDSTREAM TLB<br>S+225 08/10/30        | A       | 07/01/2024    | Redemption 100.0000                    |                           | 8,748         | 8,748      | 8,748       | 8,748                                   |  |   |   |   |  | 8,748   |  |                                  |                               | 542  | 08/10/2030                       | 3.C FE  |
| ..LX2198-79-9        | STARS GROUP HOLDINGS BY STARS GROUP-FLUTTER<br>TLB S+200 11/16/30      | A       | 09/30/2024    | Redemption 100.0000                    |                           | 27,500        | 27,500     | 27,425      | 22,421                                  |  | 97                                      |   | 97  |  | 27,500  |  |                                  |                               | 1,509  | 11/16/2030                       | 3.A FE  |

E05.28



STATEMENT AS OF SEPTEMBER 30, 2024 OF THE GUARDIAN LIFE INSURANCE COMPANY OF AMERICA

**SCHEDULE D - PART 4**

Show All Long-Term Bonds and Stock Sold, Redeemed or Otherwise Disposed of During the Current Quarter

| 1  | 2  | 3       | 4             | 5                                  | 6                         | 7             | 8             | 9             | 10                                      | Change In Book/Adjusted Carrying Value   |   |   |   |  | 16  | 17                                       | 18                               | 19                            | 20   | 21                               | 22  |     |     |
|--|--|---------|---------------|------------------------------------|---------------------------|---------------|---------------|---------------|---|--|---|---|---|--|---|--|----------------------------------|-------------------------------|--|----------------------------------|---|-----|-----|
|  |  |         |               |                                    |                           |               |               |               |   | 11                                       | 12                                      | 13  | 14  | 15   |   |  |                                  |                               |  |                                  |   |     |     |
| CUSIP Identification   | Description  | Foreign | Disposal Date | Name of Purchaser                  | Number of Shares of Stock | Consideration | Par Value     | Actual Cost   | Prior Year Book/Adjusted Carrying Value | Unrealized Valuation Increase/(Decrease) | Current Year's (Amortization)/Accretion | Current Year's Other Than Temporary Impairment Recognized | Total Change in Book/Adjusted Carrying Value (11 + 12 - 13) | Total Foreign Exchange Change in Book /Adjusted Carrying Value | Book/Adjusted Carrying Value at Disposal Date | Foreign Exchange Gain (Loss) on Disposal | Realized Gain (Loss) on Disposal | Total Gain (Loss) on Disposal | Bond Interest/Stock Dividends Received During Year | Stated Contractual Maturity Date | NAIC Designation, NAIC Designation Modifier and SVO Administrative Symbol |     |     |
| ..LX2256-49-8  | TITAN ACQUISITION LTD HUSKY TITAN TLB S+500 01/31/29         | A       | 09/27/2024    | Redemption 100.0000                |                           | 25,000        | 25,000        | 24,625        |   |  | 375                                     |   | 375   |  | 25,000  |  |                                  |                               | 1,036  | 01/31/2029                       | 4.C FE  |     |     |
| ..LX2257-02-5  | WESTJET AIRLINES WESTJET AIRLINE 1L TL 31 S+375 02/01/31     | A       | 09/30/2024    | Redemption 100.0000                |                           | 68,250        | 68,250        | 67,568        |   |  | 683                                     |   | 683   |  | 68,250  |  |                                  |                               | 2,983  | 02/01/2031                       | 3.C FE  |     |     |
| ..LX2280-98-5  | AIR CANADA AIR CANADA TLB S+250 03/14/31                     | A       | 09/30/2024    | Redemption 100.0000                |                           | 25,875        | 25,875        | 25,810        |   |  | 65                                      |   | 65  |  | 25,875  |  |                                  |                               | 1,005  | 03/14/2031                       | 3.A FE  |     |     |
| ..LX1963-80-5  | ENTAIN HOLDINGS PLC ENTAIN HOLDING TLB4 S+250 03/29/27       | D       | 09/30/2024    | Redemption 100.0000                |                           | 33,098        | 33,098        | 33,006        | 32,941                                  |  | 157                                     |   | 157   |  | 33,098  |  |                                  |                               | 2,006  | 03/29/2027                       | 3.C FE  |     |     |
| ..LX2025-52-1  | HUNTER DOUGLAS INC HUNTER DOUGLAS TLB S+350 02/26/29         | D       | 09/30/2024    | Redemption 100.0000                |                           | 40,038        | 40,038        | 39,825        | 36,572                                  |  | 953                                     |   | 953   |  | 40,038  |  |                                  |                               | 2,939  | 02/26/2029                       | 4.B FE  |     |     |
| ..LX2093-69-3  | FORMULA ONE FORMULA ONE -DELTA 2 TLB S+225 01/15/30          | D       | 09/19/2024    | Redemption 100.0000                |                           | 6,500,000     | 6,500,000     | 6,495,000     | 6,507,499                               |  | (7,499)                                 |   | (7,499)   |  | 6,500,000                                     |  |                                  |                               | 362,704  | 01/15/2030                       | 4.A FE  |     |     |
| ..LX2276-54-6  | ICON LUXEMBOURG SARL ICON US MERGER STRIP TLB S+200 07/03/28 | D       | 09/04/2024    | MORGAN STANLEY Redemption 100.0000 |                           | 436,465       | 434,294       | 434,294       |   |  |   |   |   |  | 434,294                                       |  | 2,171                            | 2,171                         | 16,943   | 07/03/2028                       | 2.C FE  |     |     |
| ..LX2276-54-6  | ICON LUXEMBOURG SARL ICON US MERGER STRIP TLB S+200 07/03/28 | D       | 09/30/2024    | Redemption 100.0000                |                           | 3,388         | 3,388         | 3,388         |   |  |   |   |   |  | 3,388   |  |                                  |                               | 132  | 07/03/2028                       | 2.C FE  |     |     |
| ..LX2280-45-6  | ICON LUXEMBOURG SARL ICON LUXEMBOURG SARL TLB S+200 07/03/28 | D       | 09/04/2024    | MORGAN STANLEY Redemption 100.0000 |                           | 1,751,812     | 1,743,097     | 1,743,097     |   |  |   |   |   |  | 1,743,097                                     |  | 8,715                            | 8,715                         | 68,003   | 07/03/2028                       | 2.C FE  |     |     |
| ..LX2280-45-6  | ICON LUXEMBOURG SARL ICON LUXEMBOURG SARL TLB S+200 07/03/28 | D       | 09/30/2024    | Redemption 100.0000                |                           | 13,596        | 13,596        | 13,596        |   |  |   |   |   |  | 13,596  |  |                                  |                               | 530  | 07/03/2028                       | 2.C FE  |     |     |
| 1909999999. Subtotal - Bonds - Unaffiliated Bank Loans   |  |         |               |                                    |                           | 269,301,750   | 272,080,710   | 269,529,743   | 162,696,441                             |  | (541,862)                               |   | (541,862)   |  | 270,939,219                                   |  | (1,637,473)                      | (1,637,473)                   | 13,594,714   | XXX                              | XXX   |     |     |
| 2509999997. Total - Bonds - Part 4   |  |         |               |                                    |                           | 1,535,645,795 | 1,550,016,490 | 1,539,468,338 | 1,326,256,448                           | 76,071                                   | 1,787,017                               |   | 1,863,088   | 607,580  | 1,542,434,272                                 | (885,173)                                | (9,137,253)                      | (10,022,426)                  | 72,770,884   | XXX                              | XXX   |     |     |
| 2509999998. Total - Bonds - Part 5   |  |         |               |                                    |                           | XXX           | XXX           | XXX           | XXX                                     | XXX                                      | XXX                                     | XXX   | XXX   | XXX  | XXX   | XXX                                      | XXX                              | XXX                           | XXX  | XXX                              | XXX   | XXX |     |
| 2509999999. Total - Bonds  |  |         |               |                                    |                           | 1,535,645,795 | 1,550,016,490 | 1,539,468,338 | 1,326,256,448                           | 76,071                                   | 1,787,017                               |   | 1,863,088   | 607,580  | 1,542,434,272                                 | (885,173)                                | (9,137,253)                      | (10,022,426)                  | 72,770,884   | XXX                              | XXX   |     |     |
| 4509999997. Total - Preferred Stocks - Part 4  |  |         |               |                                    |                           |               | XXX           |               |   |  |   |   |   |  |   |  |                                  |                               |  |                                  | XXX   | XXX |     |
| 4509999998. Total - Preferred Stocks - Part 5  |  |         |               |                                    |                           | XXX           | XXX           | XXX           | XXX                                     | XXX                                      | XXX                                     | XXX   | XXX   | XXX  | XXX   | XXX                                      | XXX                              | XXX                           | XXX  | XXX                              | XXX   | XXX | XXX |
| 4509999999. Total - Preferred Stocks   |  |         |               |                                    |                           |               | XXX           |               |   |  |   |   |   |  |   |  |                                  |                               |  |                                  | XXX   | XXX |     |
| ..79589L-10-6  | SAMSARA INC-CL A   |         | 09/19/2024    | PIPELINE TRADING SYSTEMS           | 10,354,000                | 503,113       |               | 489,641       |   |  |   |   |   | 489,641  |   |  | 13,472                           | 13,472                        |  |                                  |   |     |     |
| ..896945-20-1  | TRIPADVISOR INC COMMON STOCK                                 |         | 08/30/2024    | PIPELINE TRADING SYSTEMS           | 1,000                     | 15            |               | 15            |   |  |   |   |   | 15   |   |  |                                  |                               |  |                                  |   |     |     |
| 5019999999. Subtotal - Common Stocks - Industrial and Miscellaneous (Unaffiliated) Publicly Traded |  |         |               |                                    |                           | 503,128       | XXX           | 489,656       |   |  |   |   |   | 489,656  |   |  | 13,472                           | 13,472                        |  |                                  | XXX   | XXX |     |
| ..FHLB00-02-6  | Federal Home Loan Bank Activity Based Stock                  |         | 09/26/2024    | DIRECT - 1                         | 87,293,000                | 8,729,300     |               | 8,729,300     | 8,729,300                               |  |   |   |   | 8,729,300  |   |  |                                  |                               | 195,264  |                                  |   |     |     |
| 5029999999. Subtotal - Common Stocks - Industrial and Miscellaneous (Unaffiliated) Other           |  |         |               |                                    |                           | 8,729,300     | XXX           | 8,729,300     | 8,729,300                               |  |   |   |   |  | 8,729,300                                     |  |                                  |                               |  | 195,264                          | XXX   | XXX |     |
| 5989999997. Total - Common Stocks - Part 4   |  |         |               |                                    |                           | 9,232,428     | XXX           | 9,218,956     | 8,729,300                               |  |   |   |   |  | 9,218,956                                     |  |                                  | 13,472                        | 13,472   | 195,264                          | XXX   | XXX |     |
| 5989999998. Total - Common Stocks - Part 5   |  |         |               |                                    |                           | XXX           | XXX           | XXX           | XXX                                     | XXX                                      | XXX                                     | XXX   | XXX   | XXX  | XXX   | XXX                                      | XXX                              | XXX                           | XXX  | XXX                              | XXX   | XXX | XXX |
| 5989999999. Total - Common Stocks  |  |         |               |                                    |                           | 9,232,428     | XXX           | 9,218,956     | 8,729,300                               |  |   |   |   |  | 9,218,956                                     |  |                                  | 13,472                        | 13,472   | 195,264                          | XXX   | XXX |     |
| 5999999999. Total - Preferred and Common Stocks  |  |         |               |                                    |                           | 9,232,428     | XXX           | 9,218,956     | 8,729,300                               |  |   |   |   |  | 9,218,956                                     |  |                                  | 13,472                        | 13,472   | 195,264                          | XXX   | XXX |     |
| 6009999999 - Totals  |  |         |               |                                    |                           | 1,544,878,223 | XXX           | 1,548,687,294 | 1,334,985,748                           | 76,071                                   | 1,787,017                               |   |   | 1,863,088  | 607,580                                       | 1,551,653,228                            | (885,173)                        | (9,123,781)                   | (10,008,954)                                       | 72,966,148                       | XXX   | XXX |     |

E05.29

STATEMENT AS OF SEPTEMBER 30, 2024 OF THE GUARDIAN LIFE INSURANCE COMPANY OF AMERICA

**SCHEDULE DB - PART A - SECTION 1**

Showing all Options, Caps, Floors, Collars, Swaps and Forwards Open as of Current Statement Date

| 1   | 2   | 3                            | 4                      | 5   | 6          | 7                              | 8                   | 9               | 10  | 11   | 12   | 13                  | 14                            | 15   | 16         | 17  | 18   | 19                                       | 20  | 21                 | 22                                 | 23  |     |     |
|---|---|------------------------------|------------------------|---|------------|--------------------------------|---------------------|-----------------|---|--|--|---------------------|-------------------------------|------|------------|---|--|--|---|--------------------|------------------------------------|---|-----|-----|
| Description   | Description of Item(s) Hedged, Used for Income Generation or Replicated | Schedule/ Exhibit Identifier | Type(s) of Risk(s) (a) | Exchange, Counterparty or Central Clearinghouse | Trade Date | Date of Maturity or Expiration | Number of Contracts | Notional Amount | Strike Price, Rate or Index Received (Paid) | Cumulative Prior Year(s) Initial Cost of Un-discounted Premium (Received) Paid | Current Year Initial Cost of Un-discounted Premium (Received) Paid | Current Year Income | Book/ Adjusted Carrying Value | Code | Fair Value | Unrealized Valuation Increase/ (Decrease) | Total Foreign Exchange Change in B./A.C.V. | Current Year's (Amortization)/ Accretion | Adjustment to Carrying Value of Hedged Item | Potential Exposure | Credit Quality of Reference Entity | Hedge Effectiveness at Inception and at Quarter-end (b) |     |     |
| S&P 500 OPTIONS SPREAD  | S&P 500 INDEX   | N/A                          | Equity/Index           | GOLDMAN SACHS                                   | 10/20/2023 | 10/18/2024                     | 8,996               | 37,999,994      | 4,224.16                                    | 1,306,022  |  |                     | 2,460,257                     |      | 2,460,257  | 1,154,235                                 |  |  |   | 42,193             | N/A                                | 0002  |     |     |
| S&P 500 OPTIONS SPREAD  | S&P 500 INDEX   | N/A                          | Equity/Index           | GOLDMAN SACHS                                   | 11/20/2023 | 11/20/2024                     | 7,829               | 35,599,983      | 4,547.38                                    | 1,171,595  |  |                     | 2,247,978                     |      | 2,247,978  | 1,076,383                                 |  |  |   | 66,536             | N/A                                | 0002  |     |     |
| S&P 500 OPTIONS SPREAD  | S&P 500 INDEX   | N/A                          | Equity/Index           | GOLDMAN SACHS                                   | 12/20/2023 | 12/20/2024                     | 7,449               | 34,999,982      | 4,698.35                                    | 1,122,625  |  |                     | 2,128,450                     |      | 2,128,450  | 1,005,825                                 |  |  |   | 82,439             | N/A                                | 0002  |     |     |
| S&P 500 OPTIONS SPREAD  | S&P 500 INDEX   | N/A                          | Equity/Index           | GOLDMAN SACHS                                   | 01/19/2024 | 01/17/2025                     | 6,199               | 29,999,998      | 4,839.81                                    |  | 957,000  |                     | 1,746,192                     |      | 1,746,192  | 789,192                                   |  |  |   | 81,971             | N/A                                | 0002  |     |     |
| S&P 500 OPTIONS SPREAD  | S&P 500 INDEX   | N/A                          | Equity/Index           | GOLDMAN SACHS                                   | 02/20/2024 | 02/20/2025                     | 6,130               | 30,499,976      | 4,975.51                                    |  | 969,899  |                     | 1,689,074                     |      | 1,689,074  | 719,175                                   |  |  |   | 95,453             | N/A                                | 0002  |     |     |
| S&P 500 OPTIONS SPREAD  | S&P 500 INDEX   | N/A                          | Equity/Index           | GOLDMAN SACHS                                   | 03/20/2024 | 03/20/2025                     | 6,603               | 34,499,994      | 5,224.62                                    |  | 1,097,100  |                     | 1,688,570                     |      | 1,688,570  | 591,470                                   |  |  |   | 118,070            | N/A                                | 0002  |     |     |
| S&P 500 OPTIONS SPREAD  | S&P 500 INDEX   | N/A                          | Equity/Index           | GOLDMAN SACHS                                   | 04/19/2024 | 04/17/2025                     | 7,751               | 38,500,006      | 4,967.23                                    |  | 1,251,250  |                     | 2,076,164                     |      | 2,076,164  | 824,914                                   |  |  |   | 142,138            | N/A                                | 0002  |     |     |
| S&P 500 OPTIONS SPREAD  | S&P 500 INDEX   | N/A                          | Equity/Index           | GOLDMAN SACHS                                   | 05/20/2024 | 05/20/2025                     | 6,405               | 34,000,006      | 5,308.13                                    |  | 1,067,600  |                     | 1,557,885                     |      | 1,557,885  | 490,285                                   |  |  |   | 135,533            | N/A                                | 0002  |     |     |
| S&P 500 OPTIONS SPREAD  | S&P 500 INDEX   | N/A                          | Equity/Index           | GOLDMAN SACHS                                   | 06/20/2024 | 06/20/2025                     | 6,669               | 36,500,023      | 5,473.17                                    |  | 1,171,651  |                     | 1,465,335                     |      | 1,465,335  | 293,684                                   |  |  |   | 154,915            | N/A                                | 0002  |     |     |
| S&P 500 OPTIONS SPREAD  | S&P 500 INDEX   | N/A                          | Equity/Index           | GOLDMAN SACHS                                   | 07/19/2024 | 07/18/2025                     | 6,176               | 33,999,981      | 5,505.00                                    |  | 1,094,119  |                     | 1,342,021                     |      | 1,342,021  | 247,902                                   |  |  |   | 151,792            | N/A                                | 0002  |     |     |
| S&P 500 OPTIONS SPREAD  | S&P 500 INDEX   | N/A                          | Equity/Index           | GOLDMAN SACHS                                   | 08/20/2024 | 08/20/2025                     | 6,879               | 38,500,014      | 5,597.12                                    |  | 1,239,700  |                     | 1,403,661                     |      | 1,403,661  | 163,961                                   |  |  |   | 181,366            | N/A                                | 0002  |     |     |
| S&P 500 OPTIONS SPREAD  | S&P 500 INDEX   | N/A                          | Equity/Index           | GOLDMAN SACHS                                   | 09/20/2024 | 09/19/2025                     | 6,085               | 34,700,017      | 5,702.55                                    |  | 1,110,401  |                     | 1,146,505                     |      | 1,146,505  | 36,104                                    |  |  |   | 170,866            | N/A                                | 0002  |     |     |
| 001999999. Subtotal - Purchased Options - Hedging Effective Excluding Variable Annuity Guarantees Under SSAP No.108 - Call Options and Warrants |   |                              |                        |   |            |                                |                     |                 |   | 3,600,242  | 9,958,720  |                     | 20,952,092                    | XXX  | 20,952,092 | 7,393,130                                 |  |  |   | 1,423,274          | XXX                                | XXX   |     |     |
| 007999999. Subtotal - Purchased Options - Hedging Effective Excluding Variable Annuity Guarantees Under SSAP No.108                             |   |                              |                        |   |            |                                |                     |                 |   | 3,600,242  | 9,958,720  |                     | 20,952,092                    | XXX  | 20,952,092 | 7,393,130                                 |  |  |   | 1,423,274          | XXX                                | XXX   |     |     |
| 014999999. Subtotal - Purchased Options - Hedging Effective Variable Annuity Guarantees Under SSAP No.108                                       |   |                              |                        |   |            |                                |                     |                 |   |  |  |                     |                               | XXX  |            |   |  |  |   |                    |                                    | XXX   | XXX |     |
| 021999999. Subtotal - Purchased Options - Hedging Other   |   |                              |                        |   |            |                                |                     |                 |   |  |  |                     |                               | XXX  |            |   |  |  |   |                    |                                    |   | XXX | XXX |
| 028999999. Subtotal - Purchased Options - Replications  |   |                              |                        |   |            |                                |                     |                 |   |  |  |                     |                               | XXX  |            |   |  |  |   |                    |                                    |   | XXX | XXX |
| 035999999. Subtotal - Purchased Options - Income Generation   |   |                              |                        |   |            |                                |                     |                 |   |  |  |                     |                               | XXX  |            |   |  |  |   |                    |                                    |   | XXX | XXX |
| 042999999. Subtotal - Purchased Options - Other   |   |                              |                        |   |            |                                |                     |                 |   |  |  |                     |                               | XXX  |            |   |  |  |   |                    |                                    |   | XXX | XXX |
| 043999999. Total Purchased Options - Call Options and Warrants  |   |                              |                        |   |            |                                |                     |                 |   | 3,600,242  | 9,958,720  |                     | 20,952,092                    | XXX  | 20,952,092 | 7,393,130                                 |  |  |   | 1,423,274          | XXX                                | XXX   |     |     |
| 044999999. Total Purchased Options - Put Options  |   |                              |                        |   |            |                                |                     |                 |   |  |  |                     |                               | XXX  |            |   |  |  |   |                    |                                    |   | XXX | XXX |
| 045999999. Total Purchased Options - Caps   |   |                              |                        |   |            |                                |                     |                 |   |  |  |                     |                               | XXX  |            |   |  |  |   |                    |                                    |   | XXX | XXX |
| 046999999. Total Purchased Options - Floors   |   |                              |                        |   |            |                                |                     |                 |   |  |  |                     |                               | XXX  |            |   |  |  |   |                    |                                    |   | XXX | XXX |
| 047999999. Total Purchased Options - Collars  |   |                              |                        |   |            |                                |                     |                 |   |  |  |                     |                               | XXX  |            |   |  |  |   |                    |                                    |   | XXX | XXX |
| 048999999. Total Purchased Options - Other  |   |                              |                        |   |            |                                |                     |                 |   |  |  |                     |                               | XXX  |            |   |  |  |   |                    |                                    |   | XXX | XXX |
| 049999999. Total Purchased Options  |   |                              |                        |   |            |                                |                     |                 |   | 3,600,242  | 9,958,720  |                     | 20,952,092                    | XXX  | 20,952,092 | 7,393,130                                 |  |  |   | 1,423,274          | XXX                                | XXX   |     |     |
| 056999999. Subtotal - Written Options - Hedging Effective Excluding Variable Annuity Guarantees Under SSAP No.108                               |   |                              |                        |   |            |                                |                     |                 |   |  |  |                     |                               | XXX  |            |   |  |  |   |                    |                                    |   | XXX | XXX |
| 063999999. Subtotal - Written Options - Hedging Effective Variable Annuity Guarantees Under SSAP No.108   |   |                              |                        |   |            |                                |                     |                 |   |  |  |                     |                               | XXX  |            |   |  |  |   |                    |                                    |   | XXX | XXX |
| 070999999. Subtotal - Written Options - Hedging Other   |   |                              |                        |   |            |                                |                     |                 |   |  |  |                     |                               | XXX  |            |   |  |  |   |                    |                                    |   | XXX | XXX |
| 077999999. Subtotal - Written Options - Replications  |   |                              |                        |   |            |                                |                     |                 |   |  |  |                     |                               | XXX  |            |   |  |  |   |                    |                                    |   | XXX | XXX |
| 084999999. Subtotal - Written Options - Income Generation   |   |                              |                        |   |            |                                |                     |                 |   |  |  |                     |                               | XXX  |            |   |  |  |   |                    |                                    |   | XXX | XXX |
| 091999999. Subtotal - Written Options - Other   |   |                              |                        |   |            |                                |                     |                 |   |  |  |                     |                               | XXX  |            |   |  |  |   |                    |                                    |   | XXX | XXX |
| 092999999. Total Written Options - Call Options and Warrants  |   |                              |                        |   |            |                                |                     |                 |   |  |  |                     |                               | XXX  |            |   |  |  |   |                    |                                    |   | XXX | XXX |
| 093999999. Total Written Options - Put Options  |   |                              |                        |   |            |                                |                     |                 |   |  |  |                     |                               | XXX  |            |   |  |  |   |                    |                                    |   | XXX | XXX |
| 094999999. Total Written Options - Caps   |   |                              |                        |   |            |                                |                     |                 |   |  |  |                     |                               | XXX  |            |   |  |  |   |                    |                                    |   | XXX | XXX |
| 095999999. Total Written Options - Floors   |   |                              |                        |   |            |                                |                     |                 |   |  |  |                     |                               | XXX  |            |   |  |  |   |                    |                                    |   | XXX | XXX |
| 096999999. Total Written Options - Collars  |   |                              |                        |   |            |                                |                     |                 |   |  |  |                     |                               | XXX  |            |   |  |  |   |                    |                                    |   | XXX | XXX |
| 097999999. Total Written Options - Other  |   |                              |                        |   |            |                                |                     |                 |   |  |  |                     |                               | XXX  |            |   |  |  |   |                    |                                    |   | XXX | XXX |
| 098999999. Total Written Options  |   |                              |                        |   |            |                                |                     |                 |   |  |  |                     |                               | XXX  |            |   |  |  |   |                    |                                    |   | XXX | XXX |

E06

STATEMENT AS OF SEPTEMBER 30, 2024 OF THE GUARDIAN LIFE INSURANCE COMPANY OF AMERICA

**SCHEDULE DB - PART A - SECTION 1**

Showing all Options, Caps, Floors, Collars, Swaps and Forwards Open as of Current Statement Date

| 1                              | 2   | 3                            | 4                      | 5   | 6                    | 7                              | 8                   | 9               | 10  | 11   | 12   | 13                  | 14                            | 15   | 16          | 17  | 18   | 19                                       | 20  | 21                 | 22                                 | 23  |
|--------------------------------|---|------------------------------|------------------------|---|----------------------|--------------------------------|---------------------|-----------------|---|--|--|---------------------|-------------------------------|------|-------------|---|--|--|---|--------------------|------------------------------------|---|
| Description                    | Description of Item(s) Hedged, Used for Income Generation or Replicated | Schedule/ Exhibit Identifier | Type(s) of Risk(s) (a) | Exchange, Counterparty or Central Clearinghouse | Trade Date           | Date of Maturity or Expiration | Number of Contracts | Notional Amount | Strike Price, Rate or Index Received (Paid) | Cumulative Prior Year(s) Initial Cost of Un-discounted Premium (Received) Paid | Current Year Initial Cost of Un-discounted Premium (Received) Paid | Current Year Income | Book/ Adjusted Carrying Value | Code | Fair Value  | Unrealized Valuation Increase/ (Decrease) | Total Foreign Exchange Change in B./A.C.V. | Current Year's (Amortization)/ Accretion | Adjustment to Carrying Value of Hedged Item | Potential Exposure | Credit Quality of Reference Entity | Hedge Effectiveness at Inception and at Quarter-end (b) |
| TO BUY USD SELL EUR - SLOHKO5  | Bond Hedge - EUR - TNO716240  | D PART 1                     | Currency               | BANK OF AMERICA                                 | 0774                 | 04/23/2024                     |                     | 10,666,000      | 1.0666                                      |  |  |                     | (469,000)                     |      | (65,521)    | (469,000)                                 |  |  |   | 166,926            | N/A                                | 0001  |
| TO BUY USD SELL EUR - SOLORGLX | Bond Hedge - EUR - G4936@AC6  | D PART 1                     | Currency               | BARC  | G5GSEF7VJP5170UK5573 | 12/02/2021                     |                     | 10,206,000      | 1.1340                                      |  |  | 166,584             | 184,500                       |      | 491,186     | (86,400)                                  |  |  |   | 156,660            | N/A                                | 0001  |
| TO BUY USD SELL EUR - SLOROKEV | Bond Hedge - EUR - 40637CC#5  | D PART 1                     | Currency               | BARC  | G5GSEF7VJP5170UK5573 | 04/12/2022                     |                     | 9,793,800       | 1.0882                                      |  |  | 169,101             | (227,700)                     |      | (58,780)    | (86,400)                                  |  |  |   | 136,643            | N/A                                | 0001  |
| TO BUY USD SELL EUR - SLORONOV | Bond Hedge - EUR - 92936UA#8  | D PART 1                     | Currency               | BANK OF AMERICA                                 | 0774                 | 08/18/2022                     |                     | 16,227,200      | 1.0142                                      |  |  | 196,018             | (1,588,800)                   |      | (1,673,139) | (153,600)                                 |  |  |   | 229,487            | N/A                                | 0001  |
| TO BUY USD SELL EUR - SLOR10NC | Bond Hedge - EUR - 25455XA#3  | D PART 1                     | Currency               | BANK OF AMERICA                                 | 0774                 | 02/28/2024                     |                     | 27,067,500      | 1.0827                                      |  |  |                     | (770,000)                     |      | (409,001)   | (770,000)                                 |  |  |   | 416,566            | N/A                                | 0001  |
| TO BUY USD SELL GBP - SLOW02M6 | Bond Hedge - GBP - G2730#AF9  | D PART 1                     | Currency               | JPMO  | 7H6GLXDRUGOFU57RNE97 | 10/31/2018                     |                     | 12,767,000      | 1.2767                                      |  |  | 206,554             | (608,000)                     |      | 383,702     | (644,000)                                 |  |  |   | 132,981            | N/A                                | 0001  |
| TO BUY USD SELL EUR - SLOW1HXT | Bond Hedge - EUR - F3420#AA4  | D PART 1                     | Currency               | BANK OF AMERICA                                 | 0774                 | 11/02/2023                     |                     | 31,953,000      | 1.0651                                      |  |  | 331,977             | (1,452,000)                   |      | (1,173,550) | (288,000)                                 |  |  |   | 710,220            | N/A                                | 0001  |
| TO BUY USD SELL EUR - SLOW1AMQ | Bond Hedge - EUR - N4282*AK2  | D PART 1                     | Currency               | BANK OF AMERICA                                 | 0774                 | 10/25/2023                     |                     | 15,877,500      | 1.0585                                      |  |  | 133,347             | (825,000)                     |      | (591,334)   | (144,000)                                 |  |  |   | 242,687            | N/A                                | 0001  |
| TO BUY USD SELL DKK - SL10511U | Bond Hedge - DKK - K3380#AB4  | D PART 1                     | Currency               | BANK OF AMERICA                                 | 0774                 | 11/08/2016                     |                     | 24,948,025      | 0.1485                                      |  |  | 338,764             | (146,471)                     |      | (82,094)    | (218,568)                                 |  |  |   | 185,365            | N/A                                | 0001  |
| TO BUY USD SELL EUR - SL10655H | Bond Hedge - EUR - G7996#AG5  | D PART 1                     | Currency               | BARC  | G5GSEF7VJP5170UK5573 | 07/17/2020                     |                     | 15,981,000      | 1.1415                                      |  |  | 103,453             | 392,000                       |      | 404,059     | (134,400)                                 |  |  |   | 265,839            | N/A                                | 0001  |
| TO BUY USD SELL EUR - SL1S41NW | Bond Hedge - EUR - G7996#AA8  | D PART 1                     | Currency               | BANK OF AMERICA                                 | 0774                 | 05/24/2017                     |                     | 20,151,000      | 1.1195                                      |  |  | 406,310             | 108,000                       |      | 429,164     | (172,800)                                 |  |  |   | 170,971            | N/A                                | 0001  |
| TO BUY USD SELL EUR - SL1T40GP | Bond Hedge - EUR - L0175#AE2  | D PART 1                     | Currency               | JPMO  | 7H6GLXDRUGOFU57RNE97 | 10/02/2019                     |                     | 9,850,500       | 1.0945                                      |  |  | 103,098             | (171,000)                     |      | 329,731     | (86,400)                                  |  |  |   | 130,335            | N/A                                | 0001  |
| TO BUY USD SELL GBP - SL214PJ1 | Bond Hedge - GBP - G2616#AA1  | D PART 1                     | Currency               | BANK OF AMERICA                                 | 0774                 | 07/01/2022                     |                     | 8,403,500       | 1.2005                                      |  |  | 26,741              | (959,000)                     |      | (758,650)   | (450,800)                                 |  |  |   | 70,583             | N/A                                | 0001  |
| TO BUY USD SELL EUR - SL324BGC | Bond Hedge - EUR - G9006#AJ5  | D PART 1                     | Currency               | BANK OF AMERICA                                 | 0774                 | 04/13/2016                     |                     | 16,926,000      | 1.1284                                      |  |  | 157,482             | 223,500                       |      | 314,750     | (144,000)                                 |  |  |   | 106,774            | N/A                                | 0002  |
| TO BUY USD SELL GBP - SL324CSF | Bond Hedge - GBP - G7178#AB0  | D PART 1                     | Currency               | BANK OF AMERICA                                 | 0774                 | 05/25/2016                     |                     | 22,077,000      | 1.4718                                      |  |  | 101,534             | 2,014,500                     |      | 2,553,344   | (966,000)                                 |  |  |   | 215,335            | N/A                                | 0001  |
| TO BUY USD SELL GBP - SL324LDX | Bond Hedge - GBP - G0827#BK5  | D PART 1                     | Currency               | JPMO  | 7H6GLXDRUGOFU57RNE97 | 05/23/2017                     |                     | 19,467,000      | 1.2978                                      |  |  | 254,410             | (595,500)                     |      | 289,537     | (966,000)                                 |  |  |   | 165,638            | N/A                                | 0001  |
| TO BUY USD SELL GBP - SL325X57 | Bond Hedge - GBP - 756109B*4  | D PART 1                     | Currency               | JPMO  | 7H6GLXDRUGOFU57RNE97 | 03/30/2022                     |                     | 26,346,000      | 1.3173                                      |  |  | 112,492             | (404,000)                     |      | 1,238,725   | (1,288,000)                               |  |  |   | 366,802            | N/A                                | 0001  |
| TO BUY USD SELL CHF - SL326C24 | Bond Hedge - CHF - 116794C#5  | D PART 1                     | Currency               | BANK OF AMERICA                                 | 0774                 | 01/10/2024                     |                     | 58,657,907      | 1.1732                                      |  |  |                     | (471,693)                     |      | (2,126,011) | (471,693)                                 |  |  |   | 906,127            | N/A                                | 0001  |
| TO BUY USD SELL GBP - SL333Q1E | Bond Hedge - GBP - G3225*AE6  | D PART 1                     | Currency               | BANK OF AMERICA                                 | 0774                 | 10/21/2016                     |                     | 18,301,500      | 1.2201                                      |  |  | 62,194              | (1,761,000)                   |      | (934,582)   | (966,000)                                 |  |  |   | 186,307            | N/A                                | 0001  |
| TO BUY USD SELL EUR - SL33546M | Bond Hedge - EUR - D5472#AJ9  | D PART 1                     | Currency               | JPMO  | 7H6GLXDRUGOFU57RNE97 | 10/29/2020                     |                     | 17,503,500      | 1.1669                                      |  |  | 211,064             | 801,000                       |      | 726,792     | (144,000)                                 |  |  |   | 100,883            | N/A                                | 0001  |
| TO BUY USD SELL EUR - SL335X02 | Bond Hedge - EUR - G5264#AX7  | D PART 1                     | Currency               | BARC  | G5GSEF7VJP5170UK5573 | 04/18/2023                     |                     | 32,820,000      | 1.0940                                      |  |  | 135,500             | (585,000)                     |      | (1,588,361) | (288,000)                                 |  |  |   | 355,293            | N/A                                | 0001  |
| TO BUY USD SELL EUR - SL3941VJ | Bond Hedge - EUR - G7605#AA1  | D PART 1                     | Currency               | BARC  | G5GSEF7VJP5170UK5573 | 09/13/2017                     |                     | 20,465,264      | 1.1911                                      |  |  | 222,026             | 1,333,309                     |      | 1,794,462   | (164,945)                                 |  |  |   | 290,412            | N/A                                | 0001  |
| TO BUY USD SELL GBP - SL3942KZ | Bond Hedge - GBP - G2686@AC2  | D PART 1                     | Currency               | BARC  | G5GSEF7VJP5170UK5573 | 10/27/2017                     |                     | 27,497,400      | 1.3094                                      |  |  | 178,186             | (590,100)                     |      | 1,278,056   | (1,352,400)                               |  |  |   | 392,055            | N/A                                | 0001  |
| TO BUY USD SELL CHF - SL394K9F | Bond Hedge - CHF - 116794B#6  | D PART 1                     | Currency               | BARC  | G5GSEF7VJP5170UK5573 | 11/25/2019                     |                     | 12,024,048      | 1.0020                                      |  |  | 134,491             | (2,167,056)                   |      | (2,692,866) | 70,836                                    |  |  |   | 137,095            | N/A                                | 0001  |
| TO BUY USD SELL GBP - SL394PK7 | Bond Hedge - GBP - G0566*AD1  | D PART 1                     | Currency               | BANK OF AMERICA                                 | 0774                 | 08/13/2020                     |                     | 5,819,168       | 1.2230                                      |  |  | 28,512              | (544,804)                     |      | (907,655)   | (306,422)                                 |  |  |   | 66,697             | N/A                                | 0001  |
| TO BUY USD SELL AUD - SL394T5P | Bond Hedge - AUD - G5011#AE4  | D PART 1                     | Currency               | BARC  | G5GSEF7VJP5170UK5573 | 06/03/2021                     |                     | 19,175,000      | 0.7670                                      |  |  | 42,367              | 1,892,500                     |      | 2,324,519   | (252,500)                                 |  |  |   | 285,472            | N/A                                | 0001  |
| TO BUY USD SELL CAD - SL3A38T1 | Bond Hedge - CAD - C4931#BC6  | D PART 1                     | Currency               | BANK OF AMERICA                                 | 0774                 | 06/20/2017                     |                     | 11,303,693      | 0.7536                                      |  |  | 37,395              | 213,113                       |      | 62,368      | 236,160                                   |  |  |   | 97,445             | N/A                                | 0001  |
| TO BUY USD SELL GBP - SL3H72PJ | Bond Hedge - GBP - G2616#AA1  | D PART 1                     | Currency               | BANK OF AMERICA                                 | 0774                 | 07/01/2022                     |                     | 9,604,000       | 1.2005                                      |  |  | 30,561              | (1,096,000)                   |      | (867,029)   | (515,200)                                 |  |  |   | 80,667             | N/A                                | 0001  |
| TO BUY USD SELL EUR - SL3V0JME | Bond Hedge - EUR - L8367#AE3  | D PART 1                     | Currency               | BANK OF AMERICA                                 | 0774                 | 06/04/2015                     |                     | 22,504,000      | 1.1252                                      |  |  | 210,687             | 234,000                       |      | 431,290     | (192,000)                                 |  |  |   | 186,058            | N/A                                | 0001  |

STATEMENT AS OF SEPTEMBER 30, 2024 OF THE GUARDIAN LIFE INSURANCE COMPANY OF AMERICA

**SCHEDULE DB - PART A - SECTION 1**

Showing all Options, Caps, Floors, Collars, Swaps and Forwards Open as of Current Statement Date

| 1                              | 2   | 3                            | 4                      | 5   | 6                    | 7                              | 8                   | 9               | 10  | 11   | 12   | 13                  | 14                            | 15   | 16          | 17  | 18   | 19                                       | 20  | 21                 | 22                                 | 23  |
|--------------------------------|---|------------------------------|------------------------|---|----------------------|--------------------------------|---------------------|-----------------|---|--|--|---------------------|-------------------------------|------|-------------|---|--|--|---|--------------------|------------------------------------|---|
| Description                    | Description of Item(s) Hedged, Used for Income Generation or Replicated | Schedule/ Exhibit Identifier | Type(s) of Risk(s) (a) | Exchange, Counterparty or Central Clearinghouse | Trade Date           | Date of Maturity or Expiration | Number of Contracts | Notional Amount | Strike Price, Rate or Index Received (Paid) | Cumulative Prior Year(s) Initial Cost of Un-discounted Premium (Received) Paid | Current Year Initial Cost of Un-discounted Premium (Received) Paid | Current Year Income | Book/ Adjusted Carrying Value | Code | Fair Value  | Unrealized Valuation Increase/ (Decrease) | Total Foreign Exchange Change in B./A.C.V. | Current Year's (Amortization)/ Accretion | Adjustment to Carrying Value of Hedged Item | Potential Exposure | Credit Quality of Reference Entity | Hedge Effectiveness at Inception and at Quarter-end (b) |
| TO BUY USD SELL GBP - SL3X3B15 | Bond Hedge - GBP - G1745*AR2  | D PART 1                     | Currency               | BANK OF AMERICA                                 | 0774                 | 10/19/2016                     |                     | 11,072,700      | 1.2303                                      |  |  | 39,182              | (964,800)                     |      | (689,562)   | (579,600)                                 |  |  |   | 80,465             | N/A                                | 0001  |
| TO BUY USD SELL GBP - SL473R00 | Bond Hedge - GBP - G7178*AF1  | D PART 1                     | Currency               | BARC  | G5GSEF7VJP5170UK5573 | 08/07/2018                     |                     | 3,624,040       | 1.2943                                      |  |  | 34,627              | (120,960)                     |      | 505         | (187,740)                                 |  |  |   | 34,118             | N/A                                | 0001  |
| TO BUY USD SELL GBP - SL4F4DKN | Bond Hedge - GBP - G6596#AA4  | D PART 1                     | Currency               | BANK OF AMERICA                                 | 0774                 | 10/08/2014                     |                     | 19,270,800      | 1.6059                                      |  |  | 130,290             | 3,220,800                     |      | 3,993,798   | (772,800)                                 |  |  |   | 220,241            | N/A                                | 0001  |
| TO BUY USD SELL EUR - SL4F556R | Bond Hedge - EUR - G5264#AR0  | D PART 1                     | Currency               | BANK OF AMERICA                                 | 0774                 | 11/02/2016                     |                     | 27,737,500      | 1.1095                                      |  |  | 273,248             | (100,000)                     |      | (87,855)    | (240,000)                                 |  |  |   | 49,767             | N/A                                | 0001  |
| TO BUY USD SELL GBP - SL4F556U | Bond Hedge - GBP - G6177#AD5  | D PART 1                     | Currency               | BANK OF AMERICA                                 | 0774                 | 11/01/2016                     |                     | 14,670,000      | 1.2225                                      |  |  | 43,820              | (1,380,000)                   |      | (962,909)   | (772,800)                                 |  |  |   | 118,957            | N/A                                | 0001  |
| TO BUY USD SELL AUD - SL4F5156 | Bond Hedge - AUD - G0511#AB0  | D PART 1                     | Currency               | JPMO  | 7H6GLXDRUGOFU57RNE97 | 06/22/2017                     |                     | 22,644,000      | 0.7548                                      |  |  | (32,339)            | 1,905,000                     |      | 1,650,077   | (303,000)                                 |  |  |   | 191,573            | N/A                                | 0001  |
| TO BUY USD SELL GBP - SL4H3M94 | Bond Hedge - GBP - G3663#AA9  | D PART 1                     | Currency               | BANK OF AMERICA                                 | 0774                 | 10/07/2016                     |                     | 4,966,000       | 1.2415                                      |  |  | 20,673              | (384,000)                     |      | (242,808)   | (257,600)                                 |  |  |   | 36,898             | N/A                                | 0001  |
| TO BUY USD SELL GBP - SL4H3N9A | Bond Hedge - GBP - G3663#AB7  | D PART 1                     | Currency               | BANK OF AMERICA                                 | 0774                 | 10/07/2016                     |                     | 7,449,000       | 1.2415                                      |  |  | 60,755              | (576,000)                     |      | (359,219)   | (386,400)                                 |  |  |   | 56,097             | N/A                                | 0001  |
| TO BUY USD SELL GBP - SL4H3V00 | Bond Hedge - GBP - G7737#AC8  | D PART 1                     | Currency               | JPMO  | 7H6GLXDRUGOFU57RNE97 | 01/25/2018                     |                     | 18,577,000      | 1.4290                                      |  |  | 311,958             | 1,189,500                     |      | 2,669,996   | (837,200)                                 |  |  |   | 216,938            | N/A                                | 0001  |
| TO BUY USD SELL GBP - SL4H4LDJ | Bond Hedge - GBP - G2685#AL3  | D PART 1                     | Currency               | BARC  | G5GSEF7VJP5170UK5573 | 08/05/2020                     |                     | 19,707,000      | 1.3138                                      |  |  | 53,087              | (355,500)                     |      | 786,755     | (966,000)                                 |  |  |   | 329,034            | N/A                                | 0001  |
| TO BUY USD SELL GBP - SL4H5C7H | Bond Hedge - GBP - G2705#AA1  | D PART 1                     | Currency               | BARC  | G5GSEF7VJP5170UK5573 | 10/24/2023                     |                     | 24,350,000      | 1.2175                                      |  |  | 20,536              | (2,400,000)                   |      | (1,781,197) | (1,288,000)                               |  |  |   | 367,854            | N/A                                | 0001  |
| TO BUY USD SELL EUR - SL4Q3Q6F | Bond Hedge - EUR - 48021PA*9  | D PART 1                     | Currency               | JPMO  | 7H6GLXDRUGOFU57RNE97 | 06/07/2017                     |                     | 22,530,000      | 1.1265                                      |  |  | 231,641             | 260,000                       |      | 609,581     | (192,000)                                 |  |  |   | 186,460            | N/A                                | 0001  |
| TO BUY USD SELL GBP - SL4Q5YCS | Bond Hedge - GBP - B1000#AA0  | D PART 1                     | Currency               | BARC  | G5GSEF7VJP5170UK5573 | 01/28/2021                     |                     | 23,324,000      | 1.3720                                      |  |  | 182,653             | 586,500                       |      | 1,278,840   | (1,094,800)                               |  |  |   | 215,815            | N/A                                | 0001  |
| TO BUY USD SELL AUD - SL4Q5YCB | Bond Hedge - AUD - G9469*AB3  | D PART 1                     | Currency               | BANK OF AMERICA                                 | 0774                 | 01/28/2021                     |                     | 19,175,000      | 0.7670                                      |  |  | 29,532              | 1,892,500                     |      | 2,656,470   | (252,500)                                 |  |  |   | 325,805            | N/A                                | 0001  |
| TO BUY USD SELL EUR - SL4R0ZYF | Bond Hedge - EUR - L8367#AG8  | D PART 1                     | Currency               | BARC  | G5GSEF7VJP5170UK5573 | 02/12/2021                     |                     | 18,142,500      | 1.2095                                      |  |  | 329,170             | 1,440,000                     |      | 1,849,923   | (144,000)                                 |  |  |   | 236,787            | N/A                                | 0001  |
| TO BUY USD SELL EUR - SL4W6F1F | Bond Hedge - EUR - 786455B#1  | D PART 1                     | Currency               | JPMO  | 7H6GLXDRUGOFU57RNE97 | 10/16/2019                     |                     | 19,882,800      | 1.1046                                      |  |  | 214,940             | (160,200)                     |      | 126,844     | (172,800)                                 |  |  |   | 143,358            | N/A                                | 0001  |
| TO BUY USD SELL GBP - SL54555R | Bond Hedge - GBP - 756109A*5  | D PART 1                     | Currency               | JPMO  | 7H6GLXDRUGOFU57RNE97 | 05/08/2019                     |                     | 29,890,800      | 1.2996                                      |  |  | 189,449             | (871,700)                     |      | 2,554,228   | (1,481,200)                               |  |  |   | 464,188            | N/A                                | 0001  |
| TO BUY USD SELL JPY - SL5D4LGO | Bond Hedge - JPY - J0835#AM9  | D PART 1                     | Currency               | BARC  | G5GSEF7VJP5170UK5573 | 08/01/2019                     |                     | 24,953,789      | 0.0092                                      |  |  | 685,935             | 6,156,389                     |      | 5,602,661   | 345,600                                   |  |  |   | 276,072            | N/A                                | 0001  |
| TO BUY USD SELL EUR - SL5S4EE2 | Bond Hedge - EUR - G2616#AM3  | D PART 1                     | Currency               | BANK OF AMERICA                                 | 0774                 | 06/08/2017                     |                     | 17,947,200      | 1.1217                                      |  |  | 370,773             | 131,200                       |      | 453,298     | (153,600)                                 |  |  |   | 154,216            | N/A                                | 0001  |
| TO BUY USD SELL EUR - SL6J3QXX | Bond Hedge - EUR - 887389E#9  | D PART 1                     | Currency               | JPMO  | 7H6GLXDRUGOFU57RNE97 | 08/22/2017                     |                     | 12,930,500      | 1.1755                                      |  |  | 268,889             | 682,000                       |      | 885,487     | (105,600)                                 |  |  |   | 110,799            | N/A                                | 0001  |
| TO BUY USD SELL EUR - SL6J4YUP | Bond Hedge - EUR - E50906AE1  | D PART 1                     | Currency               | BANK OF AMERICA                                 | 0774                 | 03/31/2023                     |                     | 27,152,500      | 1.0861                                      |  |  | 139,845             | (685,000)                     |      | (3,010,215) | (240,000)                                 |  |  |   | 588,008            | N/A                                | 0001  |
| TO BUY USD SELL AUD - SL6K6BJF | Bond Hedge - AUD - 04822#AA4  | D PART 1                     | Currency               | BARC  | G5GSEF7VJP5170UK5573 | 05/30/2019                     |                     | 20,027,400      | 0.6906                                      |  |  | 59,070              | (20,300)                      |      | 499,334     | (292,900)                                 |  |  |   | 221,941            | N/A                                | 0001  |
| TO BUY USD SELL EUR - SL8K1C89 | Bond Hedge - EUR - L4801*AA8  | D PART 1                     | Currency               | JPMO  | 7H6GLXDRUGOFU57RNE97 | 06/28/2022                     |                     | 10,530,000      | 1.0530                                      |  |  | 150,166             | (605,000)                     |      | (594,386)   | (96,000)                                  |  |  |   | 87,841             | N/A                                | 0001  |
| TO BUY USD SELL EUR - SL8Q3XOE | Bond Hedge - EUR - 24906PB#5  | D PART 1                     | Currency               | BANK OF AMERICA                                 | 0774                 | 10/05/2016                     |                     | 3,359,250       | 1.1198                                      |  |  | 34,420              | 18,750                        |      | 19,775      | (28,800)                                  |  |  |   | 4,568              | N/A                                | 0001  |
| TO BUY USD SELL EUR - SL8Q3XOE | Bond Hedge - EUR - D8286#AA8  | D PART 1                     | Currency               | BANK OF AMERICA                                 | 0774                 | 10/05/2016                     |                     | 10,077,750      | 1.1198                                      |  |  | 103,261             | 56,250                        |      | 59,325      | (86,400)                                  |  |  |   | 13,705             | N/A                                | 0001  |
| TO BUY USD SELL CAD - SL8A297L | Bond Hedge - CAD - C5864#AN9  | D PART 1                     | Currency               | JPMO  | 7H6GLXDRUGOFU57RNE97 | 06/06/2024                     |                     | 20,460,358      | 0.7307                                      |  |  |                     | (242,058)                     |      | (267,875)   | (242,058)                                 |  |  |   | 319,942            | N/A                                | 0001  |
| TO BUY USD SELL NOK - SL8J2SHB | Bond Hedge - NOK - R3000#AE1  | D PART 1                     | Currency               | JPMO  | 7H6GLXDRUGOFU57RNE97 | 06/29/2017                     |                     | 29,157,989      | 0.1190                                      |  |  | 345,953             | 5,931,009                     |      | 6,278,885   | 857,745                                   |  |  |   | 244,906            | N/A                                | 0001  |
| TO BUY USD SELL GBP - SL8J2SMG | Bond Hedge - GBP - G9766#AE4  | D PART 1                     | Currency               | BARC  | G5GSEF7VJP5170UK5573 | 07/13/2017                     |                     | 19,395,000      | 1.2930                                      |  |  | 239,671             | (667,500)                     |      | 158,169     | (966,000)                                 |  |  |   | 164,478            | N/A                                | 0001  |
| TO BUY USD SELL SEK - SL8M940T | Bond Hedge - SEK - 012710#AB6   | D PART 1                     | Currency               | BANK OF AMERICA                                 | 0774                 | 09/08/2016                     |                     | 20,000,000      | 0.1183                                      |  |  | 232,923             | 3,366,851                     |      | 2,837,463   | 143,650                                   |  |  |   | 201,841            | N/A                                | 0001  |

E06.2

STATEMENT AS OF SEPTEMBER 30, 2024 OF THE GUARDIAN LIFE INSURANCE COMPANY OF AMERICA

**SCHEDULE DB - PART A - SECTION 1**

Showing all Options, Caps, Floors, Collars, Swaps and Forwards Open as of Current Statement Date

| 1                              | 2   | 3                            | 4                      | 5   | 6          | 7                              | 8                   | 9               | 10  | 11   | 12   | 13                  | 14                            | 15   | 16          | 17  | 18   | 19                                       | 20  | 21                 | 22                                 | 23  |
|--------------------------------|---|------------------------------|------------------------|---|------------|--------------------------------|---------------------|-----------------|---|--|--|---------------------|-------------------------------|------|-------------|---|--|--|---|--------------------|------------------------------------|---|
| Description                    | Description of Item(s) Hedged, Used for Income Generation or Replicated | Schedule/ Exhibit Identifier | Type(s) of Risk(s) (a) | Exchange, Counterparty or Central Clearinghouse | Trade Date | Date of Maturity or Expiration | Number of Contracts | Notional Amount | Strike Price, Rate or Index Received (Paid) | Cumulative Prior Year(s) Initial Cost of Un-discounted Premium (Received) Paid | Current Year Initial Cost of Un-discounted Premium (Received) Paid | Current Year Income | Book/ Adjusted Carrying Value | Code | Fair Value  | Unrealized Valuation Increase/ (Decrease) | Total Foreign Exchange Change in B./A.C.V. | Current Year's (Amortization)/ Accretion | Adjustment to Carrying Value of Hedged Item | Potential Exposure | Credit Quality of Reference Entity | Hedge Effectiveness at Inception and at Quarter-end (b) |
| TO BUY USD SELL EUR - SL92998H | Bond Hedge - EUR - F6101#AF2  | D PART 1                     | Currency               | BARC  | 07/03/2024 | 05/07/2034                     |                     | 10,781,000      | 1.0781                                      |  |  |                     | (354,000)                     |      | (319,942)   | (354,000)                                 |  |  |   | 167,066            | N/A                                | 0001  |
| TO BUY USD SELL EUR - SL9427VR | Bond Hedge - EUR - 03063#AE4  | D PART 1                     | Currency               | BARC  | 10/30/2020 | 01/07/2033                     |                     | 23,398,000      | 1.1699                                      |  |  | 379,021             | 1,128,000                     |      | 1,536,559   | (192,000)                                 |  |  |   | 336,572            | N/A                                | 0001  |
| TO BUY USD SELL EUR - SL943935 | Bond Hedge - EUR - M4001#AD4  | D PART 1                     | Currency               | BANK OF AMERICA                                 | 05/09/2024 | 06/05/2031                     |                     | 6,456,600       | 1.0761                                      |  |  |                     | (224,400)                     |      | (98,133)    | (224,400)                                 |  |  |   | 83,451             | N/A                                | 0001  |
| TO BUY USD SELL GBP - SL9K0TRG | Bond Hedge - GBP - G5600#AM4  | D PART 1                     | Currency               | BARC  | 03/17/2021 | 04/28/2036                     |                     | 11,816,700      | 1.3902                                      |  |  | 137,406             | 447,950                       |      | 1,710,208   | (547,400)                                 |  |  |   | 201,089            | N/A                                | 0001  |
| TO BUY USD SELL GBP - SL9K0TRJ | Bond Hedge - GBP - G5600#AN2  | D PART 1                     | Currency               | BARC  | 03/17/2021 | 06/16/2036                     |                     | 11,816,700      | 1.3902                                      |  |  | 138,883             | 447,950                       |      | 1,735,805   | (547,400)                                 |  |  |   | 202,250            | N/A                                | 0001  |
| TO BUY USD SELL DKK - SL9K122M | Bond Hedge - DKK - K3380#AH1  | D PART 1                     | Currency               | BANK OF AMERICA                                 | 06/07/2022 | 06/23/2032                     |                     | 11,482,704      | 0.1435                                      |  |  | 108,068             | (467,056)                     |      | (686,990)   | (104,080)                                 |  |  |   | 159,670            | N/A                                | 0001  |
| TO BUY USD SELL JPY - SL9K12AD | Bond Hedge - JPY - 74346GB*2  | D PART 1                     | Currency               | JPMO  | 06/02/2022 | 07/26/2032                     |                     | 29,266,790      | 0.0077                                      |  |  | 1,033,912           | 2,811,190                     |      | 3,229,982   | 486,400                                   |  |  |   | 409,334            | N/A                                | 0001  |
| TO BUY USD SELL GBP - SLA12096 | Bond Hedge - GBP - G2962#AC5  | D PART 1                     | Currency               | BARC  | 12/17/2020 | 01/21/2033                     |                     | 16,302,000      | 1.3585                                      |  |  | 137,757             | 252,000                       |      | 1,278,380   | (772,800)                                 |  |  |   | 235,041            | N/A                                | 0001  |
| TO BUY USD SELL CAD - SLA12L7D | Bond Hedge - CAD - 63002#AA0  | D PART 1                     | Currency               | BANK OF AMERICA                                 | 01/31/2024 | 07/31/2033                     |                     | 28,648,775      | 0.7465                                      |  |  | 69,948              | 275,349                       |      | (237,933)   | 275,349                                   |  |  |   | 425,855            | N/A                                | 0001  |
| TO BUY USD SELL GBP - SLA213KY | Bond Hedge - GBP - G5560#AC6  | D PART 1                     | Currency               | BARC  | 07/27/2017 | 08/17/2029                     |                     | 45,885,000      | 1.3110                                      |  |  | 613,955             | (927,500)                     |      | 1,327,432   | (2,254,000)                               |  |  |   | 506,930            | N/A                                | 0001  |
| TO BUY USD SELL SEK - SLA21PZU | Bond Hedge - SEK - W7000#AB2  | D PART 1                     | Currency               | BARC  | 12/17/2019 | 01/23/2032                     |                     | 29,834,843      | 0.1066                                      |  |  | 462,475             | 2,276,963                     |      | 2,192,409   | 238,000                                   |  |  |   | 403,538            | N/A                                | 0001  |
| TO BUY USD SELL CAD - SLA22J06 | Bond Hedge - CAD - 53278LB#3  | D PART 1                     | Currency               | BANK OF AMERICA                                 | 05/26/2023 | 06/30/2033                     |                     | 22,007,042      | 0.7336                                      |  |  | 39,351              | (174,118)                     |      | (1,006,265) | 472,320                                   |  |  |   | 325,552            | N/A                                | 0001  |
| TO BUY USD SELL GBP - SLAP361F | Bond Hedge - GBP - G2616#AB9  | D PART 1                     | Currency               | BANK OF AMERICA                                 | 05/30/2024 | 06/20/2034                     |                     | 19,090,500      | 1.2727                                      |  |  |                     | (972,000)                     |      | (421,424)   | (972,000)                                 |  |  |   | 297,684            | N/A                                | 0001  |
| TO BUY USD SELL CAD - SLB109IM | Bond Hedge - CAD - C6802#AA0  | D PART 1                     | Currency               | BANK OF AMERICA                                 | 02/11/2022 | 06/30/2051                     |                     | 26,963,651      | 0.7883                                      |  |  | (47,685)            | 1,674,621                     |      | (1,464,109) | 526,613                                   |  |  |   | 697,473            | N/A                                | 0001  |
| TO BUY USD SELL EUR - SLB511KF | Bond Hedge - EUR - E8378#AB4  | D PART 1                     | Currency               | BANK OF AMERICA                                 | 06/13/2024 | 07/15/2034                     |                     | 21,528,000      | 1.0764                                      |  |  |                     | (742,000)                     |      | (765,378)   | (742,000)                                 |  |  |   | 336,872            | N/A                                | 0001  |
| TO BUY USD SELL EUR - SLB618RE | Bond Hedge - EUR - Q1297#AF5  | D PART 1                     | Currency               | BANK OF AMERICA                                 | 09/17/2014 | 11/12/2024                     |                     | 25,920,000      | 1.2960                                      |  |  |                     | 3,650,000                     |      | 3,650,764   | (192,000)                                 |  |  |   | 44,483             | N/A                                | 0001  |
| TO BUY USD SELL EUR - SLBA311L | Bond Hedge - EUR - E8378#AB4  | D PART 1                     | Currency               | BANK OF AMERICA                                 | 06/13/2024 | 07/15/2034                     |                     | 21,528,000      | 1.0764                                      |  |  |                     | (742,000)                     |      | (765,378)   | (742,000)                                 |  |  |   | 336,872            | N/A                                | 0001  |
| TO BUY USD SELL GBP - SLEH00SZ | Bond Hedge - GBP - G6428#AA8  | D PART 1                     | Currency               | BARC  | 11/21/2018 | 01/15/2031                     |                     | 24,283,900      | 1.2781                                      |  |  | 186,083             | (1,128,600)                   |      | 1,277,833   | (1,223,600)                               |  |  |   | 304,661            | N/A                                | 0001  |
| TO BUY USD SELL EUR - SLEH068  | Bond Hedge - EUR - N5269#AB4  | D PART 1                     | Currency               | JPMO  | 08/11/2021 | 08/20/2031                     |                     | 35,199,000      | 1.1733                                      |  |  | 624,270             | 1,794,000                     |      | 2,655,758   | (288,000)                                 |  |  |   | 461,980            | N/A                                | 0001  |
| TO BUY USD SELL GBP - SLEH02ZR | Bond Hedge - GBP - G6970#AY2  | D PART 1                     | Currency               | JPMO  | 02/10/2022 | 06/30/2034                     |                     | 6,790,000       | 1.3580                                      |  |  | 27,484              | 102,500                       |      | 536,063     | (322,000)                                 |  |  |   | 106,027            | N/A                                | 0001  |
| TO BUY USD SELL CAD - SLF501EK | Bond Hedge - CAD - 63002#AA2  | D PART 1                     | Currency               | JPMO  | 01/31/2024 | 07/31/2033                     |                     | 12,153,623      | 0.7465                                      |  |  | 27,057              | 116,811                       |      | (98,747)    | 116,811                                   |  |  |   | 180,660            | N/A                                | 0001  |
| TO BUY USD SELL GBP - SLFH44AJ | Bond Hedge - GBP - G9075#AA2  | D PART 1                     | Currency               | JPMO  | 11/15/2018 | 02/28/2028                     |                     | 38,367,000      | 1.2789                                      |  |  | 612,625             | (1,758,000)                   |      | 681,929     | (1,932,000)                               |  |  |   | 354,438            | N/A                                | 0001  |
| TO BUY USD SELL GBP - SLFH060  | Bond Hedge - GBP - G4569#AB0  | D PART 1                     | Currency               | JPMO  | 06/18/2021 | 09/16/2036                     |                     | 15,242,700      | 1.3857                                      |  |  | 150,246             | 530,200                       |      | 1,935,027   | (708,400)                                 |  |  |   | 263,680            | N/A                                | 0001  |
| TO BUY USD SELL GBP - SLFH13PP | Bond Hedge - GBP - G6970#BA3  | D PART 1                     | Currency               | BANK OF AMERICA                                 | 10/12/2023 | 12/12/2035                     |                     | 6,112,500       | 1.2225                                      |  |  | 3,095               | (575,000)                     |      | (430,031)   | (322,000)                                 |  |  |   | 102,307            | N/A                                | 0001  |
| TO BUY USD SELL GBP - SLFR08B3 | Bond Hedge - GBP - G1737#AL3  | D PART 1                     | Currency               | BANK OF AMERICA                                 | 11/08/2023 | 11/28/2034                     |                     | 39,273,600      | 1.2273                                      |  |  | 21,636              | (3,526,400)                   |      | (2,450,482) | (2,060,800)                               |  |  |   | 626,138            | N/A                                | 0001  |
| TO BUY USD SELL EUR - SLGROCA  | Bond Hedge - EUR - B7000#AH6  | D PART 1                     | Currency               | JPMO  | 05/25/2022 | 06/15/2032                     |                     | 42,668,000      | 1.0667                                      |  |  | 634,154             | (1,872,000)                   |      | (1,472,313) | (384,000)                                 |  |  |   | 592,468            | N/A                                | 0001  |
| TO BUY USD SELL EUR - SLGROCD  | Bond Hedge - EUR - N7660#A20  | D PART 1                     | Currency               | JPMO  | 05/25/2022 | 06/08/2034                     |                     | 37,373,000      | 1.0678                                      |  |  | 266,158             | (1,599,500)                   |      | (1,324,575) | (336,000)                                 |  |  |   | 581,782            | N/A                                | 0001  |
| TO BUY USD SELL EUR - SLK00H65 | Bond Hedge - EUR - G5001#AB5  | D PART 1                     | Currency               | JPMO  | 06/14/2023 | 08/21/2033                     |                     | 27,070,000      | 1.0828                                      |  |  | 280,993             | (767,500)                     |      | (1,610,842) | (240,000)                                 |  |  |   | 403,695            | N/A                                | 0001  |
| TO BUY USD SELL GBP - SLK700TV | Bond Hedge - GBP - G1151#AA2  | D PART 1                     | Currency               | BARC  | 11/19/2020 | 02/17/2028                     |                     | 17,205,500      | 1.3235                                      |  |  | 84,834              | (182,000)                     |      | 222,832     | (837,200)                                 |  |  |   | 158,243            | N/A                                | 0001  |

E06.3

STATEMENT AS OF SEPTEMBER 30, 2024 OF THE GUARDIAN LIFE INSURANCE COMPANY OF AMERICA

**SCHEDULE DB - PART A - SECTION 1**

Showing all Options, Caps, Floors, Collars, Swaps and Forwards Open as of Current Statement Date

| 1                              | 2   | 3                            | 4                      | 5   | 6          | 7                              | 8                   | 9               | 10  | 11   | 12   | 13                  | 14                            | 15   | 16          | 17  | 18   | 19                                       | 20  | 21                 | 22                                 | 23  |
|--------------------------------|---|------------------------------|------------------------|---|------------|--------------------------------|---------------------|-----------------|---|--|--|---------------------|-------------------------------|------|-------------|---|--|--|---|--------------------|------------------------------------|---|
| Description                    | Description of Item(s) Hedged, Used for Income Generation or Replicated | Schedule/ Exhibit Identifier | Type(s) of Risk(s) (a) | Exchange, Counterparty or Central Clearinghouse | Trade Date | Date of Maturity or Expiration | Number of Contracts | Notional Amount | Strike Price, Rate or Index Received (Paid) | Cumulative Prior Year(s) Initial Cost of Un-discounted Premium (Received) Paid | Current Year Initial Cost of Un-discounted Premium (Received) Paid | Current Year Income | Book/ Adjusted Carrying Value | Code | Fair Value  | Unrealized Valuation Increase/ (Decrease) | Total Foreign Exchange Change in B./A.C.V. | Current Year's (Amortization)/ Accretion | Adjustment to Carrying Value of Hedged Item | Potential Exposure | Credit Quality of Reference Entity | Hedge Effectiveness at Inception and at Quarter-end (b) |
| TO BUY USD SELL EUR - SLK70323 | Bond Hedge - EUR - F8494#AC0  | D PART 1                     | Currency               | JPMO 7H6GLXDRUGOFU57RNE97                       | 03/10/2021 | 04/14/2031                     |                     | 23,824,000      | 1.1912                                      |  |  | 256,856             | 1,554,000                     |      | 2,448,926   | (192,000)                                 |  |  |   | 304,624            | N/A                                | 0001  |
| TO BUY USD SELL GBP - SLK709C3 | Bond Hedge - GBP - G3663#AK7  | D PART 1                     | Currency               | BANK OF AMERICA CU00019DJT3UX1J1ZJ14WX          | 02/22/2023 | 08/22/2033                     |                     | 8,467,200       | 1.2096                                      |  |  | (16,555)            | (895,300)                     |      | (800,953)   | (450,800)                                 |  |  |   | 126,291            | N/A                                | 0001  |
| TO BUY USD SELL GBP - SLK802JL | Bond Hedge - GBP - G6750*AG7  | D PART 1                     | Currency               | BANK OF AMERICA CU00019DJT3UX1J1ZJ14WX          | 09/28/2022 | 12/08/2032                     |                     | 26,687,500      | 1.0675                                      |  |  | (230,367)           | (6,750,000)                   |      | (8,657,505) | (1,610,000)                               |  |  |   | 381,979            | N/A                                | 0001  |
| TO BUY USD SELL GBP - SLK10MIU | Bond Hedge - GBP - G9369*AA7  | D PART 1                     | Currency               | BARC G5GSEF7VJP5170UK5573                       | 11/16/2021 | 03/31/2043                     |                     | 26,323,686      | 1.3406                                      |  |  | 237,936             | 109,963                       |      | 2,678,780   | (1,270,199)                               |  |  |   | 566,259            | N/A                                | 0001  |
| TO BUY USD SELL CHF - SLL20J78 | Bond Hedge - CHF - G1297#AJ7  | D PART 1                     | Currency               | BANK OF AMERICA CU00019DJT3UX1J1ZJ14WX          | 09/11/2015 | 10/08/2025                     |                     | 20,502,306      | 1.0251                                      |  |  |                     | (3,149,534)                   |      | (3,301,893) | 118,060                                   |  |  |   | 103,629            | N/A                                | 0001  |
| TO BUY USD SELL EUR - SLLB01PE | Bond Hedge - EUR - G4936#AB8  | D PART 1                     | Currency               | JPMO 7H6GLXDRUGOFU57RNE97                       | 02/20/2020 | 05/19/2032                     |                     | 12,984,000      | 1.0820                                      |  |  | 122,169             | (378,000)                     |      | 210,520     | (115,200)                                 |  |  |   | 179,423            | N/A                                | 0001  |
| TO BUY USD SELL GBP - SLLB01PH | Bond Hedge - GBP - G0691*AC1  | D PART 1                     | Currency               | BARC G5GSEF7VJP5170UK5573                       | 02/20/2020 | 05/20/2032                     |                     | 29,605,600      | 1.2872                                      |  |  | 121,058             | (1,156,900)                   |      | 852,323     | (1,481,200)                               |  |  |   | 409,187            | N/A                                | 0001  |
| TO BUY USD SELL EUR - SLMH1UUT | Bond Hedge - EUR - L0175#AD4  | D PART 1                     | Currency               | BANK OF AMERICA CU00019DJT3UX1J1ZJ14WX          | 11/18/2016 | 12/31/2028                     |                     | 21,190,000      | 1.0595                                      |  |  | (107,120)           | (1,080,000)                   |      | (1,680,334) | (192,000)                                 |  |  |   | 218,545            | N/A                                | 0001  |
| TO BUY USD SELL GBP - SLMH2SM2 | Bond Hedge - GBP - G7997#AK7  | D PART 1                     | Currency               | BARC G5GSEF7VJP5170UK5573                       | 01/24/2018 | 02/26/2033                     |                     | 28,382,000      | 1.4191                                      |  |  | 477,600             | 1,632,000                     |      | 4,881,337   | (1,288,000)                               |  |  |   | 411,629            | N/A                                | 0001  |
| TO BUY USD SELL GBP - SLMH2DUO | Bond Hedge - GBP - G8279#AA6  | D PART 1                     | Currency               | JPMO 7H6GLXDRUGOFU57RNE97                       | 02/26/2019 | 09/16/2031                     |                     | 13,164,000      | 1.3164                                      |  |  | 171,723             | (211,000)                     |      | 984,820     | (644,000)                                 |  |  |   | 173,700            | N/A                                | 0001  |
| TO BUY USD SELL EUR - SLMH2UYA | Bond Hedge - EUR - L9619#AB5  | D PART 1                     | Currency               | BANK OF AMERICA CU00019DJT3UX1J1ZJ14WX          | 10/01/2020 | 10/29/2035                     |                     | 19,362,750      | 1.1735                                      |  |  | 147,437             | 990,000                       |      | 1,269,014   | (158,400)                                 |  |  |   | 322,332            | N/A                                | 0001  |
| TO BUY USD SELL EUR - SLP40Y3L | Bond Hedge - EUR - 479142#F3  | D PART 1                     | Currency               | BANK OF AMERICA CU00019DJT3UX1J1ZJ14WX          | 03/04/2022 | 06/30/2032                     |                     | 21,822,000      | 1.0911                                      |  |  | 154,334             | (448,000)                     |      | (276,251)   | (192,000)                                 |  |  |   | 303,816            | N/A                                | 0001  |
| TO BUY USD SELL EUR - SLP81R3R | Bond Hedge - EUR - F1000#AA6  | D PART 1                     | Currency               | BARC G5GSEF7VJP5170UK5573                       | 07/23/2019 | 09/05/2034                     |                     | 27,803,625      | 1.1151                                      |  |  | 342,477             | 39,894                        |      | 2,172,984   | (245,244)                                 |  |  |   | 438,227            | N/A                                | 0001  |
| TO BUY USD SELL GBP - SLPW0WCT | Bond Hedge - GBP - G6970*AJ5  | D PART 1                     | Currency               | BANK OF AMERICA CU00019DJT3UX1J1ZJ14WX          | 05/24/2016 | 01/31/2027                     |                     | 17,516,400      | 1.4597                                      |  |  | 146,059             | 1,466,400                     |      | 1,755,730   | (772,800)                                 |  |  |   | 133,888            | N/A                                | 0001  |
| TO BUY USD SELL CAD - SLPW1FJM | Bond Hedge - CAD - C5793#AK9  | D PART 1                     | Currency               | BANK OF AMERICA CU00019DJT3UX1J1ZJ14WX          | 01/23/2018 | 10/23/2030                     |                     | 20,088,389      | 0.8035                                      |  |  | 38,977              | 1,604,089                     |      | 1,005,022   | 393,600                                   |  |  |   | 247,376            | N/A                                | 0001  |
| TO BUY USD SELL EUR - SLPW290D | Bond Hedge - EUR - B7000*AA1  | D PART 1                     | Currency               | JPMO 7H6GLXDRUGOFU57RNE97                       | 03/17/2021 | 04/27/2031                     |                     | 5,953,250       | 1.1907                                      |  |  | 62,612              | 385,750                       |      | 617,959     | (48,000)                                  |  |  |   | 76,328             | N/A                                | 0001  |
| TO BUY USD SELL EUR - SLPW290G | Bond Hedge - EUR - B7000*AD5  | D PART 1                     | Currency               | JPMO 7H6GLXDRUGOFU57RNE97                       | 03/17/2021 | 06/23/2036                     |                     | 19,050,400      | 1.1907                                      |  |  | 212,132             | 1,234,400                     |      | 2,819,769   | (153,600)                                 |  |  |   | 326,327            | N/A                                | 0001  |
| TO BUY USD SELL EUR - SLPW2CJL | Bond Hedge - EUR - F3152*AL8  | D PART 1                     | Currency               | BARC G5GSEF7VJP5170UK5573                       | 03/02/2022 | 07/10/2037                     |                     | 27,705,000      | 1.1082                                      |  |  | 397,164             | (132,500)                     |      | 369,124     | (240,000)                                 |  |  |   | 495,284            | N/A                                | 0001  |
| TO BUY USD SELL EUR - SLOE12JY | Bond Hedge - EUR - G7605#AA1  | D PART 1                     | Currency               | BARC G5GSEF7VJP5170UK5573                       | 09/13/2017 | 10/18/2032                     |                     | 3,898,145       | 1.1911                                      |  |  | 42,291              | 253,964                       |      | 341,802     | (31,418)                                  |  |  |   | 55,317             | N/A                                | 0001  |
| TO BUY USD SELL GBP - SLOF112L | Bond Hedge - GBP - G6750*AC6  | D PART 1                     | Currency               | BANK OF AMERICA CU00019DJT3UX1J1ZJ14WX          | 02/26/2015 | 04/29/2025                     |                     | 20,026,500      | 1.5405                                      |  |  | 106,535             | 2,639,000                     |      | 2,705,187   | (837,200)                                 |  |  |   | 76,132             | N/A                                | 0001  |
| TO BUY USD SELL EUR - SLOG17ZQ | Bond Hedge - EUR - B9550#AA9  | D PART 1                     | Currency               | JPMO 7H6GLXDRUGOFU57RNE97                       | 04/05/2017 | 12/07/2027                     |                     | 31,995,000      | 1.0665                                      |  |  | 344,192             | (1,410,000)                   |      | (638,415)   | (288,000)                                 |  |  |   | 285,559            | N/A                                | 0001  |
| TO BUY USD SELL EUR - SLOQHKXT | Bond Hedge - EUR - F6101#AF2  | D PART 1                     | Currency               | BARC G5GSEF7VJP5170UK5573                       | 07/03/2024 | 05/07/2034                     |                     | 21,562,000      | 1.0781                                      |  |  |                     | (708,000)                     |      | (639,884)   | (708,000)                                 |  |  |   | 334,132            | N/A                                | 0001  |
| TO BUY USD SELL EUR - SLT0001C | Bond Hedge - EUR - N8505#AA2  | D PART 1                     | Currency               | BARC G5GSEF7VJP5170UK5573                       | 10/24/2018 | 01/24/2029                     |                     | 17,104,500      | 1.1403                                      |  |  | 452,639             | 402,000                       |      | 1,241,633   | (144,000)                                 |  |  |   | 177,766            | N/A                                | 0001  |
| TO BUY USD SELL SEK - SLT01N44 | Bond Hedge - SEK - I7000#AE6  | D PART 1                     | Currency               | JPMO 7H6GLXDRUGOFU57RNE97                       | 03/14/2024 | 04/08/2036                     |                     | 19,344,231      | 0.0967                                      |  |  | 55,904              | (339,969)                     |      | (253,942)   | (339,969)                                 |  |  |   | 328,407            | N/A                                | 0001  |
| TO BUY USD SELL EUR - SLT005MT | Bond Hedge - EUR - F1068#AH0  | D PART 1                     | Currency               | BARC G5GSEF7VJP5170UK5573                       | 04/05/2019 | 05/02/2029                     |                     | 16,836,000      | 1.1224                                      |  |  | 219,095             | 133,500                       |      | 603,725     | (144,000)                                 |  |  |   | 180,331            | N/A                                | 0001  |
| TO BUY USD SELL EUR - SLT005MW | Bond Hedge - EUR - F2977#AA3  | D PART 1                     | Currency               | BARC G5GSEF7VJP5170UK5573                       | 03/28/2019 | 04/24/2029                     |                     | 39,270,000      | 1.1220                                      |  |  | 499,784             | 297,500                       |      | 2,057,953   | (336,000)                                 |  |  |   | 419,616            | N/A                                | 0001  |
| TO BUY USD SELL GBP - SLSW0E1T | Bond Hedge - GBP - G1591#B66  | D PART 1                     | Currency               | BARC G5GSEF7VJP5170UK5573                       | 02/14/2020 | 05/14/2030                     |                     | 9,108,400       | 1.3012                                      |  |  | 38,595              | (254,100)                     |      | 232,608     | (450,800)                                 |  |  |   | 107,983            | N/A                                | 0001  |
| TO BUY USD SELL EUR - SLSW0N1H | Bond Hedge - EUR - F1000#AC2  | D PART 1                     | Currency               | BANK OF AMERICA CU00019DJT3UX1J1ZJ14WX          | 03/18/2021 | 04/13/2036                     |                     | 14,299,200      | 1.1916                                      |  |  | 160,111             | 937,200                       |      | 2,117,318   | (115,200)                                 |  |  |   | 242,902            | N/A                                | 0001  |
| TO BUY USD SELL GBP - SLSW0PHE | Bond Hedge - GBP - G1320#AC8  | D PART 1                     | Currency               | BARC G5GSEF7VJP5170UK5573                       | 06/23/2021 | 09/23/2033                     |                     | 12,593,700      | 1.3993                                      |  |  | 105,169             | 556,200                       |      | 1,313,471   | (579,600)                                 |  |  |   | 188,762            | N/A                                | 0001  |

E06.4

STATEMENT AS OF SEPTEMBER 30, 2024 OF THE GUARDIAN LIFE INSURANCE COMPANY OF AMERICA

**SCHEDULE DB - PART A - SECTION 1**

Showing all Options, Caps, Floors, Collars, Swaps and Forwards Open as of Current Statement Date

| 1  | 2   | 3                            | 4                      | 5   | 6          | 7                              | 8                   | 9               | 10  | 11   | 12   | 13                  | 14                            | 15   | 16          | 17  | 18   | 19                                       | 20  | 21                 | 22                                 | 23  |
|--|---|------------------------------|------------------------|---|------------|--------------------------------|---------------------|-----------------|---|--|--|---------------------|-------------------------------|------|-------------|---|--|--|---|--------------------|------------------------------------|---|
| Description  | Description of Item(s) Hedged, Used for Income Generation or Replicated | Schedule/ Exhibit Identifier | Type(s) of Risk(s) (a) | Exchange, Counterparty or Central Clearinghouse | Trade Date | Date of Maturity or Expiration | Number of Contracts | Notional Amount | Strike Price, Rate or Index Received (Paid) | Cumulative Prior Year(s) Initial Cost of Un-discounted Premium (Received) Paid | Current Year Initial Cost of Un-discounted Premium (Received) Paid | Current Year Income | Book/ Adjusted Carrying Value | Code | Fair Value  | Unrealized Valuation Increase/ (Decrease) | Total Foreign Exchange Change in B./A.C.V. | Current Year's (Amortization)/ Accretion | Adjustment to Carrying Value of Hedged Item | Potential Exposure | Credit Quality of Reference Entity | Hedge Effectiveness at Inception and at Quarter-end (b) |
| TO BUY USD SELL GBP - SLW12HG  | Bond Hedge - GBP - G3301*AK9  | D PART 1                     | Currency               | BARC  | 03/30/2023 | 06/29/2030                     |                     | 25,991,700      | 1.2377                                      |  |  | (24,666)            | (2,095,800)                   |      | (2,098,795) | (1,352,400)                               |  |  |   | 311,574            | N/A                                | 0001  |
| TO BUY USD SELL EUR - SLXA16S2   | Bond Hedge - EUR - N4001#AB8  | D PART 1                     | Currency               | JPMO  | 04/30/2024 | 06/05/2031                     |                     | 23,555,400      | 1.0707                                      |  |  |                     | (941,600)                     |      | (342,279)   | (941,600)                                 |  |  |   | 304,453            | N/A                                | 0001  |
| TO BUY USD SELL GBP - SLYH01LS   | Bond Hedge - GBP - G1746#AB2  | D PART 1                     | Currency               | BARC  | 02/15/2019 | 03/19/2031                     |                     | 23,094,000      | 1.2830                                      |  |  | 311,626             | (981,000)                     |      | 1,191,047   | (1,159,200)                               |  |  |   | 293,678            | N/A                                | 0001  |
| TO BUY USD SELL AUD - SLYH02RR   | Bond Hedge - AUD - 08048#AA3  | D PART 1                     | Currency               | BARC  | 04/23/2019 | 03/31/2042                     |                     | 50,933,124      | 0.7090                                      |  |  | 90,854              | 1,271,532                     |      | 4,225,033   | (773,780)                                 |  |  |   | 1,065,635          | N/A                                | 0001  |
| TO BUY USD SELL EUR - SLYH0011   | Bond Hedge - EUR - B9754*AC1  | D PART 1                     | Currency               | BANK OF AMERICA                                 | 04/13/2022 | 05/18/2032                     |                     | 43,292,000      | 1.0823                                      |  |  | 347,191             | (1,248,000)                   |      | (402,274)   | (384,000)                                 |  |  |   | 598,136            | N/A                                | 0001  |
| TO BUY USD SELL AUD - SLYN19VZ   | Bond Hedge - AUD - Q2600#AE0  | D PART 1                     | Currency               | JPMO  | 11/17/2021 | 01/12/2032                     |                     | 21,813,000      | 0.7271                                      |  |  | (134,912)           | 1,074,000                     |      | 627,879     | (303,000)                                 |  |  |   | 294,428            | N/A                                | 0001  |
| TO BUY USD SELL GBP - SLY00C88   | Bond Hedge - GBP - G6462*AC5  | D PART 1                     | Currency               | JPMO  | 09/18/2018 | 11/28/2033                     |                     | 19,746,000      | 1.3164                                      |  |  | 156,772             | (316,500)                     |      | 2,271,831   | (966,000)                                 |  |  |   | 298,927            | N/A                                | 0001  |
| TO BUY USD SELL EUR - SLY015CX   | Bond Hedge - EUR - G2687*AB5  | D PART 1                     | Currency               | BARC  | 01/28/2022 | 03/31/2032                     |                     | 16,722,000      | 1.1148                                      |  |  | 296,892             | 19,500                        |      | 561,518     | (144,000)                                 |  |  |   | 229,038            | N/A                                | 0001  |
| TO BUY USD SELL AUD - SLYU0BXR   | Bond Hedge - AUD - 74726#AA8  | D PART 1                     | Currency               | BANK OF AMERICA                                 | 11/14/2023 | 02/13/2036                     |                     | 16,832,400      | 0.6474                                      |  |  |                     | (94,224)                      |      | (1,141,400) | (262,600)                                 |  |  |   | 283,890            | N/A                                | 0001  |
| TO BUY USD SELL CAD - SLYW00M6   | Bond Hedge - CAD - 39072#AB3  | D PART 1                     | Currency               | JPMO  | 12/12/2022 | 11/30/2029                     |                     | 12,599,456      | 0.7314                                      |  |  | 47,230              | (137,880)                     |      | (267,268)   | 293,559                                   |  |  |   | 143,239            | N/A                                | 0001  |
| TO BUY USD SELL EUR - SLZ408ZF   | Bond Hedge - EUR - N2105#AA1  | D PART 1                     | Currency               | BANK OF AMERICA                                 | 04/06/2022 | 06/29/2032                     |                     | 15,278,200      | 1.0913                                      |  |  | 135,902             | (310,800)                     |      | 135,415     | (134,400)                                 |  |  |   | 212,673            | N/A                                | 0001  |
| TO BUY USD SELL EUR - SLZE0TNY   | Bond Hedge - EUR - F9731#AK3  | D PART 1                     | Currency               | JPMO  | 10/21/2021 | 11/30/2036                     |                     | 13,974,600      | 1.1646                                      |  |  | 125,207             | 612,600                       |      | 1,282,030   | (115,200)                                 |  |  |   | 243,809            | N/A                                | 0001  |
| 1039999999. Subtotal - Swaps - Hedging Effective Excluding Variable Annuity Guarantees Under SSAP No.108 - Other |   |                              |                        |   |            |                                |                     |                 |   |  |  | 20,673,378          | 1,890,698                     | XXX  | 58,941,613  | (55,148,515)                              |  |  |   | 33,818,039         | XXX                                | XXX   |
| 1049999999. Subtotal - Swaps - Hedging Effective Excluding Variable Annuity Guarantees Under SSAP No.108         |   |                              |                        |   |            |                                |                     |                 |   |  |  | 20,673,378          | 1,890,698                     | XXX  | 58,941,613  | (55,148,515)                              |  |  |   | 33,818,039         | XXX                                | XXX   |
| 1109999999. Subtotal - Swaps - Hedging Effective Variable Annuity Guarantees Under SSAP No.108                   |   |                              |                        |   |            |                                |                     |                 |   |  |  |                     |                               | XXX  |             |   |  |  |   |                    | XXX                                | XXX   |
| 1169999999. Subtotal - Swaps - Hedging Other   |   |                              |                        |   |            |                                |                     |                 |   |  |  |                     |                               | XXX  |             |   |  |  |   |                    | XXX                                | XXX   |
| 1229999999. Subtotal - Swaps - Replication   |   |                              |                        |   |            |                                |                     |                 |   |  |  |                     |                               | XXX  |             |   |  |  |   |                    | XXX                                | XXX   |
| 1289999999. Subtotal - Swaps - Income Generation   |   |                              |                        |   |            |                                |                     |                 |   |  |  |                     |                               | XXX  |             |   |  |  |   |                    | XXX                                | XXX   |
| 1349999999. Subtotal - Swaps - Other   |   |                              |                        |   |            |                                |                     |                 |   |  |  |                     |                               | XXX  |             |   |  |  |   |                    | XXX                                | XXX   |
| 1359999999. Total Swaps - Interest Rate  |   |                              |                        |   |            |                                |                     |                 |   |  |  |                     |                               | XXX  |             |   |  |  |   |                    | XXX                                | XXX   |
| 1369999999. Total Swaps - Credit Default   |   |                              |                        |   |            |                                |                     |                 |   |  |  |                     |                               | XXX  |             |   |  |  |   |                    | XXX                                | XXX   |
| 1379999999. Total Swaps - Foreign Exchange   |   |                              |                        |   |            |                                |                     |                 |   |  |  |                     |                               | XXX  |             |   |  |  |   |                    | XXX                                | XXX   |
| 1389999999. Total Swaps - Total Return   |   |                              |                        |   |            |                                |                     |                 |   |  |  |                     |                               | XXX  |             |   |  |  |   |                    | XXX                                | XXX   |
| 1399999999. Total Swaps - Other  |   |                              |                        |   |            |                                |                     |                 |   |  |  | 20,673,378          | 1,890,698                     | XXX  | 58,941,613  | (55,148,515)                              |  |  |   | 33,818,039         | XXX                                | XXX   |
| 1409999999. Total Swaps  |   |                              |                        |   |            |                                |                     |                 |   |  |  | 20,673,378          | 1,890,698                     | XXX  | 58,941,613  | (55,148,515)                              |  |  |   | 33,818,039         | XXX                                | XXX   |
| 1479999999. Subtotal - Forwards  |   |                              |                        |   |            |                                |                     |                 |   |  |  |                     |                               | XXX  |             |   |  |  |   |                    | XXX                                | XXX   |
| 1509999999. Subtotal - SSAP No. 108 Adjustments  |   |                              |                        |   |            |                                |                     |                 |   |  |  |                     |                               | XXX  |             |   |  |  |   |                    | XXX                                | XXX   |
| 1689999999. Subtotal - Hedging Effective Excluding Variable Annuity Guarantees Under SSAP No.108                 |   |                              |                        |   |            |                                |                     |                 |   | 3,600,242  | 9,958,720  | 20,673,378          | 22,842,791                    | XXX  | 79,893,706  | (47,755,384)                              |  |  |   | 35,241,313         | XXX                                | XXX   |
| 1699999999. Subtotal - Hedging Effective Variable Annuity Guarantees Under SSAP No.108                           |   |                              |                        |   |            |                                |                     |                 |   |  |  |                     |                               | XXX  |             |   |  |  |   |                    | XXX                                | XXX   |
| 1709999999. Subtotal - Hedging Other   |   |                              |                        |   |            |                                |                     |                 |   |  |  |                     |                               | XXX  |             |   |  |  |   |                    | XXX                                | XXX   |
| 1719999999. Subtotal - Replication   |   |                              |                        |   |            |                                |                     |                 |   |  |  |                     |                               | XXX  |             |   |  |  |   |                    | XXX                                | XXX   |
| 1729999999. Subtotal - Income Generation   |   |                              |                        |   |            |                                |                     |                 |   |  |  |                     |                               | XXX  |             |   |  |  |   |                    | XXX                                | XXX   |
| 1739999999. Subtotal - Other   |   |                              |                        |   |            |                                |                     |                 |   |  |  |                     |                               | XXX  |             |   |  |  |   |                    | XXX                                | XXX   |
| 1749999999. Subtotal - Adjustments for SSAP No. 108 Derivatives  |   |                              |                        |   |            |                                |                     |                 |   |  |  |                     |                               | XXX  |             |   |  |  |   |                    | XXX                                | XXX   |
| 1759999999. Totals   |   |                              |                        |   |            |                                |                     |                 |   | 3,600,242  | 9,958,720  | 20,673,378          | 22,842,791                    | XXX  | 79,893,706  | (47,755,384)                              |  |  |   | 35,241,313         | XXX                                | XXX   |

|     |      |                               |
|-----|------|-------------------------------|
| (a) | Code | Description of Hedged Risk(s) |
|     |      |                               |

|     |      |  |
|-----|------|--|
| (b) | Code | Financial or Economic Impact of the Hedge at the End of the Reporting Period |
|     | 0001 | Hedge currency risk of private placement bonds                               |

E06.5

STATEMENT AS OF SEPTEMBER 30, 2024 OF THE GUARDIAN LIFE INSURANCE COMPANY OF AMERICA

|            |                          |
|------------|--------------------------|
| 0002 ..... | Dividend liability ..... |
|------------|--------------------------|



STATEMENT AS OF SEPTEMBER 30, 2024 OF THE GUARDIAN LIFE INSURANCE COMPANY OF AMERICA

**SCHEDULE DB - PART B - SECTION 1**

Futures Contracts Open as of the Current Statement Date

| 1   | 2                   | 3               | 4                                     | 5   | 6                            | 7                      | 8                              | 9        | 10                   | 11                | 12                   | 13          | 14                            | Highly Effective Hedges     |                           |  | 18   | 19  | 20                 | 21  | 22                     |     |
|---|---------------------|-----------------|---------------------------------------|---|------------------------------|------------------------|--------------------------------|----------|----------------------|-------------------|----------------------|-------------|-------------------------------|-----------------------------|---------------------------|--|--|---|--------------------|---|------------------------|-----|
|   |                     |                 |                                       |   |                              |                        |                                |          |                      |                   |                      |             |                               | 15                          | 16                        | 17   |  |   |                    |   |                        |     |
| Ticker Symbol   | Number of Contracts | Notional Amount | Description                           | Description of Item(s) Hedged, Used for Income Generation or Replicated | Schedule/ Exhibit Identifier | Type(s) of Risk(s) (a) | Date of Maturity or Expiration | Exchange | Trade Date           | Transaction Price | Reporting Date Price | Fair Value  | Book/ Adjusted Carrying Value | Cumulative Variation Margin | Deferred Variation Margin | Change in Variation Margin Gain (Loss) Used to Adjust Basis of Hedged Item | Cumulative Variation Margin for All Other Hedges | Change in Variation Margin Gain (Loss) Recognized in Current Year | Potential Exposure | Hedge Effectiveness at Inception and at Quarter-end (b) | Value of One (1) Point |     |
| ESZ4  | 654                 | 190,125,975     | DEC 2024 S&P EMINI FUTURES            | COMPANY PLAN HEDGE  | LIABILITIES                  | Equity/Index           | 12/20/2024                     | CME      | LCZ7XYGSLJUHFXNXND90 | 09/13/2024        | 5,691.1200           | 5,814.2500  | 190,125,975                   |                             |                           | 4,026,351  | 4,026,351  |   | 9,548,400          | 97/97   | 50                     |     |
| FAZ4  | 144                 | 45,339,840      | DEC 2024 S&P MID 400 MINI FUTURES     | COMPANY PLAN HEDGE  | LIABILITIES                  | Equity/Index           | 12/20/2024                     | CME      | LCZ7XYGSLJUHFXNXND90 | 09/13/2024        | 3,064.0500           | 3,148.6000  | 45,339,840                    |                             |                           | 1,217,520  | 1,217,520  |   | 2,649,600          | 99/99   | 100                    |     |
| RTYZ4   | 397                 | 44,646,620      | DEC 2024 RUSSELL 2000 EMINI FUTURES   | COMPANY PLAN HEDGE  | LIABILITIES                  | Equity/Index           | 12/20/2024                     | CME      | LCZ7XYGSLJUHFXNXND90 | 09/13/2024        | 2,153.7000           | 2,249.2000  | 44,646,620                    |                             |                           | 1,895,675  | 1,895,675  |   | 3,017,200          | 99/99   | 50                     |     |
| MFSZ4   | 334                 | 41,546,260      | DEC 2024 MINI MSCI EAFE INDEX FUTURES | COMPANY PLAN HEDGE  | LIABILITIES                  | Equity/Index           | 12/20/2024                     | ICE      | T330E4AS4QXXS2T7X50  | 09/13/2024        | 2,430.9800           | 2,487.8000  | 41,546,260                    |                             |                           | 948,894  | 948,894  |   | 1,308,612          | 97/97   | 50                     |     |
| MESZ4   | 398                 | 23,336,730      | EMRG MKT FUTURES                      | COMPANY PLAN HEDGE  | LIABILITIES                  | Equity/Index           | 12/20/2024                     | ICE      | T330E4AS4QXXS2T7X50  | 09/13/2024        | 1,096.9000           | 1,172.7000  | 23,336,730                    |                             |                           | 1,508,420  | 1,508,420  |   | 840,576            | 96/96   | 50                     |     |
| NOZ4  | 19                  | 7,699,275       | NASDAQ 100 EMINI FUTURES DEC 2024     | COMPANY PLAN HEDGE  | LIABILITIES                  | Equity/Index           | 12/20/2024                     | CME      | LCZ7XYGSLJUHFXNXND90 | 09/13/2024        | 19,683.6900          | 20,261.2500 | 7,699,275                     |                             |                           | 219,474  | 219,474  |   | 421,800            | 97/96   | 20                     |     |
| 1519999999. Subtotal - Long Futures - Hedging Effective Excluding Variable Annuity Guarantees Under SSAP No.108 |                     |                 |                                       |   |                              |                        |                                |          |                      |                   |                      |             |                               | 9,816,334                   | 9,816,334                 |  | 17,786,188                                       | XXX   | XXX                |   |                        |     |
| FBZ4  | 1,360               | 149,441,060     | US 5YR NOTE FUTURES DEC 2024          | FUNDING AGREEMENT   | SCH D1                       | Interest Rate          | 12/31/2024                     | CBT      | LCZ7XYGSLJUHFXNXND88 | 09/23/2024        | 110.3070             | 109.8828    | 149,440,625                   |                             |                           | 577,349  | 577,349  | 577,349   | 1,768,000          | 0003  | 1,000                  |     |
| 1539999999. Subtotal - Long Futures - Hedging Other   |                     |                 |                                       |   |                              |                        |                                |          |                      |                   |                      |             |                               |                             |                           | 577,349  | 577,349  | 1,768,000   | XXX                | XXX   |                        |     |
| 1579999999. Subtotal - Long Futures   |                     |                 |                                       |   |                              |                        |                                |          |                      |                   |                      |             |                               | 9,816,334                   | 10,393,684                | 577,349  | 19,554,188                                       | XXX   | XXX                |   |                        |     |
| 1649999999. Subtotal - Short Futures  |                     |                 |                                       |   |                              |                        |                                |          |                      |                   |                      |             |                               |                             |                           |  |  |   | XXX                | XXX   |                        |     |
| 1679999999. Subtotal - SSAP No. 108 Adjustments   |                     |                 |                                       |   |                              |                        |                                |          |                      |                   |                      |             |                               |                             |                           |  |  |   | XXX                | XXX   |                        |     |
| 1689999999. Subtotal - Hedging Effective Excluding Variable Annuity Guarantees Under SSAP No.108                |                     |                 |                                       |   |                              |                        |                                |          |                      |                   |                      |             |                               |                             |                           | 9,816,334  | 9,816,334  | 17,786,188  | XXX                | XXX   |                        |     |
| 1699999999. Subtotal - Hedging Effective Variable Annuity Guarantees Under SSAP No.108                          |                     |                 |                                       |   |                              |                        |                                |          |                      |                   |                      |             |                               |                             |                           |  |  |   | XXX                | XXX   |                        |     |
| 1709999999. Subtotal - Hedging Other  |                     |                 |                                       |   |                              |                        |                                |          |                      |                   |                      |             |                               |                             |                           | 577,349  | 577,349  | 1,768,000   | XXX                | XXX   |                        |     |
| 1719999999. Subtotal - Replication  |                     |                 |                                       |   |                              |                        |                                |          |                      |                   |                      |             |                               |                             |                           |  |  |   | XXX                | XXX   |                        |     |
| 1729999999. Subtotal - Income Generation  |                     |                 |                                       |   |                              |                        |                                |          |                      |                   |                      |             |                               |                             |                           |  |  |   | XXX                | XXX   |                        |     |
| 1739999999. Subtotal - Other  |                     |                 |                                       |   |                              |                        |                                |          |                      |                   |                      |             |                               |                             |                           |  |  |   | XXX                | XXX   |                        |     |
| 1749999999. Subtotal - Adjustments for SSAP No. 108 Derivatives   |                     |                 |                                       |   |                              |                        |                                |          |                      |                   |                      |             |                               |                             |                           |  |  |   | XXX                | XXX   |                        |     |
| 1759999999 - Totals   |                     |                 |                                       |   |                              |                        |                                |          |                      |                   |                      |             |                               |                             | 502,135,325               |  | 9,816,334  | 10,393,684  | 577,349            | 19,554,188  | XXX                    | XXX |

E07

| Broker Name             | Beginning Cash Balance | Cumulative Cash Change | Ending Cash Balance |
|-------------------------|------------------------|------------------------|---------------------|
| Total Net Cash Deposits |                        |                        |                     |

**NONE**

| (a) Code | Description of Hedged Risk(s) |
|----------|-------------------------------|
|          |                               |

| (b) Code | Financial or Economic Impact of the Hedge at the End of the Reporting Period |
|----------|--|
| 0003     | Hedge interest rate risk   |





STATEMENT AS OF SEPTEMBER 30, 2024 OF THE GUARDIAN LIFE INSURANCE COMPANY OF AMERICA

**SCHEDULE DB - PART E**

**Derivatives Hedging Variable Annuity Guarantees as of Current Statement Date**  
 This schedule is specific for the derivatives and the hedging programs captured in SSAP No. 108

| CDHS        |             | Hedged Item   |  |   |   |  |   |  |  | Hedging Instruments    |  |  |   |  |   |   |  |                                    |
|-------------|-------------|---|--|---|---|--|---|--|--|------------------------|--|--|---|--|---|---|--|------------------------------------|
| 1           | 2           | 3   | 4  | 5   | 6   | 7  | 8   | 9  | 10   | 11                     | 12   | 13   | 14  | 15   | 16  | 17  | 18   | 19                                 |
| Identifier  | Description | Prior Fair Value in Full Contract Cash Flows Attributed to Interest Rates | Ending Fair Value in Full Contract Cash Flows Attributed to Interest Rates | Fair Value Gain (Loss) in Full Contract Cash Flows Attributed to Interest Rates (4-3) | Fair Value Gain (Loss) in Hedged Item Attributed to Hedged Risk | Current Year Increase/ (Decrease) in VM-21 Liability | Current Year Increase/ (Decrease) in VM-21 Liability Attributed to Interest Rates | Change in the Hedged Item Attributed to Hedged Risk Percentage (6/5) | Current Year Increase/ (Decrease) in VM-21 Liability Attributed to Hedged Risk (8*9) | Prior Deferred Balance | Current Year Fair Value Fluctuation of the Hedge Instruments | Current Year Natural Offset to VM-21 Liability | Hedging Instruments' Current Fair Value Fluctuation Not Attributed to Hedged Risk | Hedge Gain (Loss) in Current Year Deferred Adjustment [12-(13+14)] | Current Year Prescribed Deferred Amortization | Current Year Additional Deferred Amortization | Current Year Total Deferred Amortization (16+17) | Ending Deferred Balance (11+15+18) |
| <b>NONE</b> |             |   |  |   |   |  |   |  |  |                        |  |  |   |  |   |   |  |                                    |
| Total       |             |   |  |   |   |  |   |  | XXX  |                        |  |  |   |  |   |   |  |                                    |



**SCHEDULE DL - PART 1  
SECURITIES LENDING COLLATERAL ASSETS**

Reinvested Collateral Assets Owned Current Statement Date  
(Securities lending collateral assets reported in aggregate on Line 10 of the Assets page (Line 9 for Separate Accounts)  
and not included on Schedules A, B, BA, D, DB and E)

| 1<br>CUSIP<br>Identification  | 2<br>Description                    | 3<br>Code | 4<br>NAIC<br>Designation,<br>NAIC<br>Designation<br>Modifier and SVO<br>Administrative<br>Symbol | 5<br>Fair Value | 6<br>Book/Adjusted<br>Carrying Value | 7<br>Maturity Date |
|---|-------------------------------------|-----------|--|-----------------|--------------------------------------|--------------------|
| 1109999999. Total - Industrial and Miscellaneous (Unaffiliated) Bonds   |                                     |           |  |                 |                                      |                    |
| 1309999999. Total - Hybrid Securities   |                                     |           |  |                 |                                      |                    |
| 1509999999. Total - Parent, Subsidiaries and Affiliates Bonds   |                                     |           |  |                 |                                      |                    |
| 1909999999. Subtotal - Unaffiliated Bank Loans  |                                     |           |  |                 |                                      |                    |
| 2419999999. Total - Issuer Obligations  |                                     |           |  |                 |                                      |                    |
| 2429999999. Total - Residential Mortgage-Backed Securities  |                                     |           |  |                 |                                      |                    |
| 2439999999. Total - Commercial Mortgage-Backed Securities   |                                     |           |  |                 |                                      |                    |
| 2449999999. Total - Other Loan-Backed and Structured Securities   |                                     |           |  |                 |                                      |                    |
| 2459999999. Total - SVO Identified Funds  |                                     |           |  |                 |                                      |                    |
| 2469999999. Total - Affiliated Bank Loans   |                                     |           |  |                 |                                      |                    |
| 2479999999. Total - Unaffiliated Bank Loans   |                                     |           |  |                 |                                      |                    |
| 2489999999. Total - Unaffiliated Certificates of Deposit  |                                     |           |  |                 |                                      |                    |
| 2509999999. Total Bonds   |                                     |           |  |                 |                                      |                    |
| 4109999999. Total - Preferred Stocks (Schedule D, Part 2, Section 1 type) - Industrial and Miscellaneous (Unaffiliated) |                                     |           |  |                 |                                      |                    |
| 4409999999. Total - Preferred Stocks (Schedule D, Part 2, Section 1 type) - Parent, Subsidiaries and Affiliates         |                                     |           |  |                 |                                      |                    |
| 4509999999. Total - Preferred Stocks (Schedule D, Part 2, Section 1 type)   |                                     |           |  |                 |                                      |                    |
| 5109999999. Total - Common Stocks (Schedule D, Part 2, Section 2 type) - Industrial and Miscellaneous (Unaffiliated)    |                                     |           |  |                 |                                      |                    |
| 5409999999. Total - Common Stocks (Schedule D, Part 2, Section 2 type) - Mutual Funds                                   |                                     |           |  |                 |                                      |                    |
| 5609999999. Total - Common Stocks (Schedule D, Part 2, Section 2 type) - Unit Investment Trusts                         |                                     |           |  |                 |                                      |                    |
| 5809999999. Total - Common Stocks (Schedule D, Part 2, Section 2 type) - Closed-End Funds                               |                                     |           |  |                 |                                      |                    |
| 5979999999. Total - Common Stocks (Schedule D, Part 2, Section 2 type) - Parent, Subsidiaries and Affiliates            |                                     |           |  |                 |                                      |                    |
| 5989999999. Total - Common Stocks (Schedule D, Part 2, Section 2 type)  |                                     |           |  |                 |                                      |                    |
| 5999999999. Total - Preferred and Common Stocks   |                                     |           |  |                 |                                      |                    |
| CFSECU-RE-6   | CF SECURED LLC                      | LS        | 1.A  | 14,115,933      | 14,115,933                           | 10/01/2024         |
| CITIGR-07-1   | CITIGR07                            | LS        | 1.D  | 104,000,000     | 104,000,000                          | 10/01/2024         |
| HSBCUS-G0-0   | HSBC US GOVT FUND LEX               | LS        | 1.A  | 5,000,000       | 5,000,000                            | 10/01/2024         |
| NATWES-TM-7   | NATWEST MARKETS SECURITIES INC      | LS        | 1.D  | 50,000,000      | 50,000,000                           | 10/01/2024         |
| NOMURA-SE-2   | NOMURA SECURITIES INTERNATIONAL INC | LS        | 1.A  | 20,000,000      | 20,000,000                           | 10/01/2024         |
| STATES-TR-7   | STATE STREET INST US GOVT FUND      | LS        | 1.A  | 5,000,000       | 5,000,000                            | 10/01/2024         |
| TDPRIM-E7-8   | TD PRIME SERVICES LLC               | LS        | 1.A  | 20,000,000      | 20,000,000                           | 10/01/2024         |
| BOFASE-C7-0   | BOFA SECURITIES, INC                | LS        | 1.D  | 105,000,000     | 105,000,000                          | 11/04/2024         |
| BOFASE-C8-8   | BOFA SECURITIES, INC                | LS        | 1.D  | 50,000,000      | 50,000,000                           | 12/27/2024         |
| CITIGR-08-9   | CITIGR08                            | LS        | 1.D  | 100,000,000     | 100,000,000                          | 12/02/2024         |
| DEUTSC-HE-6   | DEUTSCHE BANK SECURITIES INC        | LS        | 1.D  | 60,000,000      | 60,000,000                           | 11/04/2024         |
| INGFIN-AN-1   | ING FINANCIAL MARKETS LLC           | LS        | 1.D  | 125,000,000     | 125,000,000                          | 11/04/2024         |
| NATLBA-NK-3   | NATIONAL BANK FINANCIAL INC         | LS        | 1.A  | 10,000,000      | 10,000,000                           | 10/01/2024         |
| NATLCA-NA-4   | NATIONAL BANK OF CANADA             | LS        | 1.D  | 70,000,000      | 70,000,000                           | 10/01/2024         |
| NATLCA-ND-8   | NATIONAL BANK OF CANADA             | LS        | 1.D  | 71,000,000      | 71,000,000                           | 10/07/2024         |
| ROYALB-AN-2   | ROYAL BANK CANADA TORONTO           | LS        | 1.A  | 100,000,000     | 100,000,000                          | 11/04/2024         |
| TDPRIM-E8-6   | TD PRIME SERVICES LLC               | LS        | 1.A  | 75,000,000      | 75,000,000                           | 11/04/2024         |
| 9709999999. Subtotal - Cash Equivalents (Schedule E Part 2 type)  |                                     |           |  |                 |                                      |                    |
| 9999999999 - Totals   |                                     |           |  |                 |                                      |                    |
|   |                                     |           |  | 1,233,704,146   | 1,237,108,104                        | XXX                |

General Interrogatories:

- Total activity for the year Fair Value \$ 686,397,563 Book/Adjusted Carrying Value \$ 707,166,961
- Average balance for the year Fair Value \$ 1,089,742,883 Book/Adjusted Carrying Value \$ 1,110,511,841
- Reinvested securities lending collateral assets book/adjusted carrying value included in this schedule by NAIC designation:  
 NAIC 1 \$ 1,237,108,104 NAIC 2 \$ NAIC 3 \$ NAIC 4 \$ NAIC 5 \$ NAIC 6 \$

**SCHEDULE DL - PART 2  
SECURITIES LENDING COLLATERAL ASSETS**

Reinvested Collateral Assets Owned Current Statement Date  
(Securities lending collateral assets included on Schedules A, B, BA, D, DB and E  
and not reported in aggregate on Line 10 of the Assets page (Line 9 for Separate Accounts))

| 1                       | 2           | 3    | 4   | 5          | 6                               | 7             |
|-------------------------|-------------|------|---|------------|---------------------------------|---------------|
| CUSIP<br>Identification | Description | Code | NAIC<br>Designation,<br>NAIC<br>Designation<br>Modifier and SVO<br>Administrative<br>Symbol | Fair Value | Book/Adjusted<br>Carrying Value | Maturity Date |
| NONE                    |             |      |   |            |                                 |               |
| 999999999 - Totals      |             |      |   |            |                                 | XXX           |

General Interrogatories:

1. Total activity for the year
2. Average balance for the year

Fair Value \$ ..... Book/Adjusted Carrying Value \$ .....  
 Fair Value \$ ..... Book/Adjusted Carrying Value \$ .....

STATEMENT AS OF SEPTEMBER 30, 2024 OF THE GUARDIAN LIFE INSURANCE COMPANY OF AMERICA

**SCHEDULE E - PART 1 - CASH**

Month End Depository Balances

| 1<br>Depository  | 2<br>Code | 3<br>Rate of Interest | 4<br>Amount of Interest Received During Current Quarter | 5<br>Amount of Interest Accrued at Current Statement Date | Book Balance at End of Each Month During Current Quarter |                   |                  | 9<br>* |
|--|-----------|-----------------------|---|---|--|-------------------|------------------|--------|
|  |           |                       |   |   | 6<br>First Month   | 7<br>Second Month | 8<br>Third Month |        |
| JP Morgan Chase ..... New York, NY .....   |           | 4.450                 | 545,263   |   | 87,563,492   | 79,857,956        | 115,597,099      | .XXX.  |
| Bank of America ..... New York, NY .....   |           |                       |   |   | (225,295,029)  | (193,189,705)     | (155,740,669)    | .XXX.  |
| PNC ..... Pittsburgh, PA .....   |           | 2.950                 | 31,700  |   | 23,227,036   | 20,507,191        | 27,418,769       | .XXX.  |
| Wells Fargo ..... San Francisco, CA .....  |           |                       |   |   | (841,752)  | (215,590)         | 1,003,782        | .XXX.  |
| Bank of NY Mellon ..... Pittsburgh, PA .....   |           |                       |   |   | 102,322  | (255,554)         | (86,400)         | .XXX.  |
| Cash Other .....   |           |                       |   |   | 436,203  | 439,868           | 444,309          | .XXX.  |
| 0199998. Deposits in ... depositories that do not exceed the allowable limit in any one depository (See instructions) - Open Depositories      | XXX       | XXX                   |   |   |  |                   |                  | XXX    |
| 0199999. Totals - Open Depositories  | XXX       | XXX                   | 576,963   |   | (114,807,729)  | (92,855,834)      | (11,363,110)     | XXX    |
| 0299998. Deposits in ... depositories that do not exceed the allowable limit in any one depository (See instructions) - Suspended Depositories | XXX       | XXX                   |   |   |  |                   |                  | XXX    |
| 0299999. Totals - Suspended Depositories   | XXX       | XXX                   |   |   |  |                   |                  | XXX    |
| 0399999. Total Cash on Deposit   | XXX       | XXX                   | 576,963   |   | (114,807,729)  | (92,855,834)      | (11,363,110)     | XXX    |
| 0499999. Cash in Company's Office  | XXX       | XXX                   | XXX   | XXX   |  |                   |                  | XXX    |
| .....  |           |                       |   |   |  |                   |                  |        |
| .....  |           |                       |   |   |  |                   |                  |        |
| .....  |           |                       |   |   |  |                   |                  |        |
| .....  |           |                       |   |   |  |                   |                  |        |
| .....  |           |                       |   |   |  |                   |                  |        |
| .....  |           |                       |   |   |  |                   |                  |        |
| 0599999. Total - Cash  | XXX       | XXX                   | 576,963   |   | (114,807,729)  | (92,855,834)      | (11,363,110)     | XXX    |



STATEMENT AS OF SEPTEMBER 30, 2024 OF THE GUARDIAN LIFE INSURANCE COMPANY OF AMERICA

**SCHEDULE E - PART 2 - CASH EQUIVALENTS**

Show Investments Owned End of Current Quarter

| 1          | 2  | 3    | 4             | 5                | 6             | 7                            | 8                                  | 9                           |
|------------|--|------|---------------|------------------|---------------|------------------------------|------------------------------------|-----------------------------|
| CUSIP      | Description  | Code | Date Acquired | Rate of Interest | Maturity Date | Book/Adjusted Carrying Value | Amount of Interest Due and Accrued | Amount Received During Year |
| 0109999999 | Total - U.S. Government Bonds                          |      |               |                  |               |                              |                                    |                             |
| 0309999999 | Total - All Other Government Bonds                     |      |               |                  |               |                              |                                    |                             |
| 0509999999 | Total - U.S. States, Territories and Possessions Bonds |      |               |                  |               |                              |                                    |                             |
| 0709999999 | Total - U.S. Political Subdivisions Bonds              |      |               |                  |               |                              |                                    |                             |
| 0909999999 | Total - U.S. Special Revenues Bonds                    |      |               |                  |               |                              |                                    |                             |
|            | APA CORP INDUSTRIAL                                    |      | 09/30/2024    | 5.440            | 10/01/2024    | 5,000,000                    |                                    | 756                         |
|            | ALLIANT ENERGY CORP UTILITY - ELECTRIC                 |      | 09/27/2024    | 4.900            | 10/01/2024    | 25,000,000                   |                                    | 3,403                       |
|            | ALLIANT ENERGY CORP UTILITY - ELECTRIC                 |      | 09/30/2024    | 4.900            | 10/02/2024    | 24,996,597                   |                                    |                             |
|            | AMEREN CORPORATION UTILITY - ELECTRIC                  |      | 09/30/2024    | 4.900            | 10/01/2024    | 35,000,000                   |                                    | 4,764                       |
|            | ANALOG DEVICES INC INDUSTRIAL                          |      | 09/05/2024    | 5.210            | 10/03/2024    | 22,993,340                   |                                    | 86,544                      |
|            | ARCHER DANIELS INDUSTRIAL                              |      | 09/30/2024    | 4.850            | 10/01/2024    | 25,000,000                   |                                    | 3,368                       |
|            | ARCHER DANIELS INDUSTRIAL                              |      | 09/24/2024    | 4.850            | 10/10/2024    | 74,909,063                   |                                    | 70,729                      |
|            | ARCHER DANIELS INDUSTRIAL                              |      | 09/18/2024    | 4.880            | 12/12/2024    | 4,951,305                    |                                    | 8,916                       |
|            | AUTONATION INC INDUSTRIAL                              |      | 09/30/2024    | 5.200            | 10/01/2024    | 50,000,000                   |                                    | 7,222                       |
|            | AVANGRID INC UTILITY - ELECTRIC                        |      | 09/30/2024    | 4.910            | 10/01/2024    | 2,500,000                    |                                    | 341                         |
|            | AVANGRID INC UTILITY - ELECTRIC                        |      | 09/30/2024    | 4.900            | 10/04/2024    | 47,480,604                   |                                    |                             |
|            | AVIATION CAPITAL GROUP FINANCIAL                       |      | 09/30/2024    | 5.200            | 10/01/2024    | 10,000,000                   |                                    | 1,444                       |
|            | AVIATION CAPITAL GROUP FINANCIAL                       |      | 09/30/2024    | 5.200            | 10/01/2024    | 30,000,000                   |                                    | 4,333                       |
|            | CVS HEALTH CORPORATION INDUSTRIAL                      |      | 09/30/2024    | 4.950            | 10/01/2024    | 50,000,000                   |                                    | 6,875                       |
|            | CATERPILLAR INC. FINANCIAL                             |      | 09/30/2024    | 4.800            | 10/08/2024    | 16,484,600                   |                                    | 2,200                       |
|            | CATERPILLAR INC. FINANCIAL                             |      | 09/30/2024    | 4.800            | 10/08/2024    | 15,985,067                   |                                    | 2,133                       |
|            | CHESHAM FIN LTD/FIN LLC SPECIAL PURPOSE                |      | 09/30/2024    | 4.830            | 10/01/2024    | 2,000,000                    |                                    | 268                         |
|            | CHEVRON CORP INDUSTRIAL                                |      | 09/16/2024    | 5.040            | 11/21/2024    | 52,126,846                   |                                    | 111,946                     |
|            | CONAGRA BRANDS INC INDUSTRIAL                          |      | 09/30/2024    | 5.100            | 10/01/2024    | 50,000,000                   |                                    | 7,083                       |
|            | CUMMINS INC INDUSTRIAL                                 |      | 08/23/2024    | 5.350            | 10/04/2024    | 22,489,724                   |                                    | 130,162                     |
|            | CUMMINS INC INDUSTRIAL                                 |      | 08/22/2024    | 5.350            | 10/04/2024    | 4,997,718                    |                                    | 29,669                      |
|            | CUMMINS INC INDUSTRIAL                                 |      | 08/30/2024    | 5.310            | 10/10/2024    | 36,949,655                   |                                    | 173,412                     |
|            | CUMMINS INC INDUSTRIAL                                 |      | 08/28/2024    | 5.310            | 10/11/2024    | 35,945,665                   |                                    | 179,305                     |
|            | CUMMINS INC INDUSTRIAL                                 |      | 08/27/2024    | 5.330            | 10/11/2024    | 36,444,732                   |                                    | 187,913                     |
|            | CUMMINS INC INDUSTRIAL                                 |      | 09/05/2024    | 5.230            | 10/17/2024    | 24,143,748                   |                                    | 91,409                      |
|            | CUMMINS INC INDUSTRIAL                                 |      | 09/04/2024    | 5.230            | 10/17/2024    | 19,953,511                   |                                    | 78,450                      |
|            | CUMMINS INC INDUSTRIAL                                 |      | 09/03/2024    | 5.280            | 10/18/2024    | 34,912,733                   |                                    | 143,733                     |
|            | DARDEN RESTAURANTS INDUSTRIAL                          |      | 09/30/2024    | 4.900            | 10/01/2024    | 11,000,000                   |                                    | 1,497                       |
|            | DARDEN RESTAURANTS INDUSTRIAL                          |      | 09/30/2024    | 4.900            | 10/01/2024    | 24,000,000                   |                                    | 3,267                       |
|            | DOMINION ENERGY INC UTILITY - ELECTRIC                 |      | 09/26/2024    | 4.910            | 10/01/2024    | 10,000,000                   |                                    | 6,819                       |
|            | DOVER CORP INDUSTRIAL                                  |      | 09/26/2024    | 4.900            | 10/01/2024    | 34,000,000                   |                                    | 23,139                      |
|            | DOVER CORP INDUSTRIAL                                  |      | 09/26/2024    | 4.900            | 10/01/2024    | 1,000,000                    |                                    | 681                         |
|            | ENBRIDGE US INC GAS TRANSMISSION                       |      | 09/27/2024    | 4.920            | 10/02/2024    | 1,699,768                    |                                    | 929                         |
|            | ENERGY TRANSFER LP GAS TRANSMISSION                    |      | 09/30/2024    | 4.950            | 10/01/2024    | 50,000,000                   |                                    | 6,875                       |
|            | GENERAL MOTORS FINL CO FINANCIAL                       |      | 09/30/2024    | 4.930            | 10/01/2024    | 35,000,000                   |                                    | 4,793                       |
|            | HALKIN FINANCE LLC SPECIAL PURPOSE                     |      | 09/30/2024    | 4.830            | 10/01/2024    | 10,000,000                   |                                    | 1,342                       |
|            | HALKIN FINANCE LLC SPECIAL PURPOSE                     |      | 09/12/2024    | 5.200            | 10/01/2024    | 25,000,000                   |                                    | 65,000                      |
|            | HP INC INDUSTRIAL                                      |      | 09/30/2024    | 4.920            | 10/04/2024    | 49,979,500                   |                                    | 6,833                       |
|            | JIM SMUCKER CO INDUSTRIAL                              |      | 09/30/2024    | 4.900            | 10/01/2024    | 1,000,000                    |                                    | 136                         |
|            | JIM SMUCKER CO INDUSTRIAL                              |      | 09/30/2024    | 4.900            | 10/01/2024    | 18,000,000                   |                                    | 2,450                       |
|            | JABIL INC INDUSTRIAL                                   |      | 09/30/2024    | 5.300            | 10/01/2024    | 20,000,000                   |                                    | 2,944                       |
|            | JABIL INC INDUSTRIAL                                   |      | 09/30/2024    | 5.300            | 10/01/2024    | 30,000,000                   |                                    | 4,417                       |
|            | JOHNSON CONTROLS INTL INDUSTRIAL                       |      | 09/30/2024    | 4.900            | 10/01/2024    | 2,000,000                    |                                    | 272                         |
|            | JOHNSON CONTROLS INTL INDUSTRIAL                       |      | 09/30/2024    | 4.900            | 10/01/2024    | 16,500,000                   |                                    | 2,246                       |
|            | JOHNSON CONTROLS INTL INDUSTRIAL                       |      | 09/30/2024    | 4.900            | 10/01/2024    | 30,000,000                   |                                    | 4,083                       |
|            | LEGGETT & PLATT INC INDUSTRIAL                         |      | 09/30/2024    | 5.180            | 10/01/2024    | 30,000,000                   |                                    | 4,317                       |
|            | LEGGETT & PLATT INC INDUSTRIAL                         |      | 09/30/2024    | 5.200            | 10/01/2024    | 20,000,000                   |                                    | 2,889                       |
|            | MARATHON OIL CORP INDUSTRIAL                           |      | 09/27/2024    | 5.200            | 10/02/2024    | 49,992,778                   |                                    | 28,889                      |
|            | MARS INC INDUSTRIAL                                    |      | 07/08/2024    | 5.350            | 10/03/2024    | 14,995,436                   |                                    | 187,144                     |
|            | MERCEDES-BENZ FIN NA FINANCIAL                         |      | 09/17/2024    | 5.070            | 10/31/2024    | 49,788,750                   |                                    | 98,583                      |
|            | NY LIFE SHRT TRM FUNDG SPECIAL PURPOSE                 |      | 09/05/2024    | 5.130            | 11/13/2024    | 3,349,534                    |                                    | 12,669                      |

STATEMENT AS OF SEPTEMBER 30, 2024 OF THE GUARDIAN LIFE INSURANCE COMPANY OF AMERICA

**SCHEDULE E - PART 2 - CASH EQUIVALENTS**

Show Investments Owned End of Current Quarter

| 1<br>CUSIP | 2<br>Description  | 3<br>Code | 4<br>Date Acquired | 5<br>Rate of Interest | 6<br>Maturity Date | 7<br>Book/Adjusted<br>Carrying Value | 8<br>Amount of Interest<br>Due and Accrued | 9<br>Amount Received<br>During Year |
|------------|---|-----------|--------------------|-----------------------|--------------------|--------------------------------------|--|-------------------------------------|
|            | PACIFIC LIFE SHORT TERM SPECIAL PURPOSE .....                                       |           | 09/05/2024 .....   | 5.060 .....           | 11/22/2024 .....   | 19,854,747 .....                     |  | 71,202 .....                        |
|            | PINNACLE WEST CAPITAL UTILITY - ELECTRIC .....                                      |           | 09/30/2024 .....   | 4.910 .....           | 10/01/2024 .....   | 12,000,000 .....                     |  | 1,637 .....                         |
|            | QUANTA SERVICES INC INDUSTRIAL .....  |           | 09/30/2024 .....   | 5.150 .....           | 10/02/2024 .....   | 10,998,426 .....                     |  |                                     |
|            | TARGA RESOURCES CORP INDUSTRIAL .....   |           | 09/30/2024 .....   | 5.300 .....           | 10/01/2024 .....   | 6,500,000 .....                      |  | 957 .....                           |
|            | TARGA RESOURCES CORP INDUSTRIAL .....   |           | 09/30/2024 .....   | 5.300 .....           | 10/01/2024 .....   | 18,500,000 .....                     |  | 2,724 .....                         |
|            | TARGA RESOURCES CORP INDUSTRIAL .....   |           | 09/30/2024 .....   | 5.300 .....           | 10/01/2024 .....   | 4,500,000 .....                      |  | 663 .....                           |
|            | TARGA RESOURCES CORP INDUSTRIAL .....   |           | 09/30/2024 .....   | 5.300 .....           | 10/01/2024 .....   | 20,500,000 .....                     |  | 3,018 .....                         |
|            | WESTERN UNION CO FINANCIAL .....  |           | 09/30/2024 .....   | 4.990 .....           | 10/03/2024 .....   | 2,852,209 .....                      |  | 395 .....                           |
|            | WISCONSIN PUBLIC SERVICE UTILITY - ELECTRIC .....                                   |           | 09/23/2024 .....   | 4.850 .....           | 10/02/2024 .....   | 41,494,409 .....                     |  | 44,728 .....                        |
|            | ALIMENTATION COUCHE-TARD INDUSTRIAL .....   |           | 09/27/2024 .....   | 4.930 .....           | 10/02/2024 .....   | 49,993,153 .....                     |  | 27,389 .....                        |
|            | TOTALENERGIES CAPITAL SA GAS TRANSMISSION .....                                     |           | 09/19/2024 .....   | 4.850 .....           | 10/18/2024 .....   | 49,885,486 .....                     |  | 80,833 .....                        |
|            | TOTALENERGIES CAPITAL SA GAS TRANSMISSION .....                                     |           | 09/26/2024 .....   | 4.850 .....           | 10/28/2024 .....   | 34,872,688 .....                     |  | 23,576 .....                        |
|            | TOTALENERGIES CAPITAL SA GAS TRANSMISSION .....                                     |           | 09/26/2024 .....   | 4.850 .....           | 10/28/2024 .....   | 14,945,438 .....                     |  | 10,104 .....                        |
| 1019999999 | Subtotal - Bonds - Industrial and Miscellaneous (Unaffiliated) - Issuer Obligations |           |                    |                       |                    | 1,584,467,230                        |  | 2,075,818                           |
| 1109999999 | Total - Industrial and Miscellaneous (Unaffiliated) Bonds                           |           |                    |                       |                    | 1,584,467,230                        |  | 2,075,818                           |
| 1309999999 | Total - Hybrid Securities   |           |                    |                       |                    |                                      |  |                                     |
|            | GIAC Credit Line .....  | LS.....   | 09/30/2024 .....   |                       | 12/31/2024 .....   | 149,000,000 .....                    |  |                                     |
| 1419999999 | Subtotal - Bonds - Parent, Subsidiaries and Affiliates - Issuer Obligations         |           |                    |                       |                    | 149,000,000                          |  |                                     |
| 1509999999 | Total - Parent, Subsidiaries and Affiliates Bonds                                   |           |                    |                       |                    | 149,000,000                          |  |                                     |
|            | ROBERTSHAW HOLDINGS ROBERTSHAW DIP PIK TL S+1050 .....                              |           | 07/29/2024 .....   |                       | 10/11/2024 .....   | 1,831 .....                          | 30   | 28                                  |
| 1829999999 | Subtotal - Bonds - Unaffiliated Bank Loans - Acquired                               |           |                    |                       |                    | 1,831                                | 30   | 28                                  |
| 1909999999 | Subtotal - Unaffiliated Bank Loans  |           |                    |                       |                    | 1,831                                | 30   | 28                                  |
| 2419999999 | Total - Issuer Obligations  |           |                    |                       |                    | 1,733,467,230                        |  | 2,075,818                           |
| 2429999999 | Total - Residential Mortgage-Backed Securities                                      |           |                    |                       |                    |                                      |  |                                     |
| 2439999999 | Total - Commercial Mortgage-Backed Securities                                       |           |                    |                       |                    |                                      |  |                                     |
| 2449999999 | Total - Other Loan-Backed and Structured Securities                                 |           |                    |                       |                    |                                      |  |                                     |
| 2459999999 | Total - SVO Identified Funds  |           |                    |                       |                    |                                      |  |                                     |
| 2469999999 | Total - Affiliated Bank Loans   |           |                    |                       |                    |                                      |  |                                     |
| 2479999999 | Total - Unaffiliated Bank Loans   |           |                    |                       |                    | 1,831                                | 30   | 28                                  |
| 2509999999 | Total Bonds   |           |                    |                       |                    | 1,733,469,061                        | 30   | 2,075,846                           |
| 8609999999 | Total Cash Equivalents  |           |                    |                       |                    | 1,733,469,061                        | 30   | 2,075,846                           |