



LIFE, ACCIDENT AND HEALTH COMPANIES/FRATERNAL BENEFIT SOCIETIES - ASSOCIATION EDITION

QUARTERLY STATEMENT

AS OF JUNE 30, 2023

OF THE CONDITION AND AFFAIRS OF THE

GUARDIAN LIFE INSURANCE COMPANY OF AMERICA

NAIC Group Code 0429 0429 NAIC Company Code 64246 Employer's ID Number 13-5123390
(Current) (Prior)

Organized under the Laws of New York State of Domicile or Port of Entry NY

Country of Domicile US

Licensed as business type: Life, Accident and Health [X] Fraternal Benefit Societies []

Incorporated/Organized 04/10/1860 Commenced Business 07/16/1860

Statutory Home Office 10 Hudson Yards New York, NY, US 10001
(Street and Number) (City or Town, State, Country and Zip Code)

Main Administrative Office 10 Hudson Yards
(Street and Number)
New York, NY, US 10001 212-598-8000
(City or Town, State, Country and Zip Code) (Area Code) (Telephone Number)

Mail Address 10 Hudson Yards New York, NY, US 10001
(Street and Number or P.O. Box) (City or Town, State, Country and Zip Code)

Primary Location of Books and Records 10 Hudson Yards
(Street and Number)
New York, NY, US 10001 212-598-8829
(City or Town, State, Country and Zip Code) (Area Code) (Telephone Number)

Internet Website Address www.GuardianLife.com

Statutory Statement Contact Haydn Phillip Padmore 212-598-8829
(Name) (Area Code) (Telephone Number)
Haydn_Padmored@glc.com
(E-mail Address) (FAX Number)

OFFICERS

Chief Executive Officer and President Andrew John McMahon Associate General Counsel, Corporate Secretary Hans Oliner
Corporate Controller John Hunter Flannigan Chief Legal Officer Kermitt Jerome Brooks

OTHER

Michael Nicholas Ferik, Head of Individual Markets Stacey Weinsheimer Hoin, Chief Human Resources Officer Nicholas Liolis #, Chief Investment Officer
Jonathan Mayhew #, Head of Group Benefits Kevin Molloy, Chief Financial Officer Michael Stipowitz, Corporate Chief Actuary
Debra Anne Udicious #, Sr. Executive, Treasury

DIRECTORS OR TRUSTEES

John Joseph Brennan Lloyd Eugene Campbell Nancy Elizabeth Cooper
Deborah Leigh Duncan William Craig Freda Christopher Thomas Jenny
Andrew John McMahon Eileen Katherine Murray Gary Adam Norcross
Vivek Sankaran

State of _____ SS.
County of _____

The officers of this reporting entity being duly sworn, each depose and say that they are the described officers of said reporting entity, and that on the reporting period stated above, all of the herein described assets were the absolute property of the said reporting entity, free and clear from any liens or claims thereon, except as herein stated, and that this statement, together with related exhibits, schedules and explanations therein contained, annexed or referred to, is a full and true statement of all the assets and liabilities and of the condition and affairs of the said reporting entity as of the reporting period stated above, and of its income and deductions therefrom for the period ended, and have been completed in accordance with the NAIC Annual Statement Instructions and Accounting Practices and Procedures manual except to the extent that: (1) state law may differ; or, (2) that state rules or regulations require differences in reporting not related to accounting practices and procedures, according to the best of their information, knowledge and belief, respectively. Furthermore, the scope of this attestation by the described officers also includes the related corresponding electronic filing with the NAIC, when required, that is an exact copy (except for formatting differences due to electronic filing) of the enclosed statement. The electronic filing may be requested by various regulators in lieu of or in addition to the enclosed statement.

E-SIGNED by Kermitt Brooks
on 2023-08-29 13:37:04 EST

Andrew John McMahon
Chief Executive Officer and President

Kermitt Jerome Brooks
Chief Legal Officer

John Hunter Flannigan
Corporate Controller

Subscribed and sworn to before me this 29 day of AUGUST, 2023

- a. Is this an original filing? Yes [] No [X]
b. If no,
1. State the amendment number. 1
2. Date filed. 8/29/2023
3. Number of pages attached. 2

CHARLES G. DUNNE
Notary Public - State of New York
No. 02DU6388601
Qualified in New York County
My Commission Expires 06/21/2027

STATEMENT AS OF JUNE 30, 2023 OF THE GUARDIAN LIFE INSURANCE COMPANY OF AMERICA

ASSETS

	Current Statement Date			4 December 31 Prior Year Net Admitted Assets
	1 Assets	2 Nonadmitted Assets	3 Net Admitted Assets (Cols. 1 - 2)	
1. Bonds	51,442,807,123		51,442,807,123	51,055,889,558
2. Stocks:				
2.1 Preferred stocks				
2.2 Common stocks	1,253,437,028	795,570	1,252,641,458	1,251,743,850
3. Mortgage loans on real estate:				
3.1 First liens	6,065,651,837		6,065,651,837	5,993,792,375
3.2 Other than first liens.....				
4. Real estate:				
4.1 Properties occupied by the company (less \$ encumbrances)				
4.2 Properties held for the production of income (less \$347,279,983 encumbrances)	282,660,488		282,660,488	249,686,164
4.3 Properties held for sale (less \$ encumbrances)				
5. Cash (\$ 18,591,500), cash equivalents (\$ 1,317,872,761) and short-term investments (\$516,973,878)	1,853,438,139		1,853,438,139	1,349,607,900
6. Contract loans (including \$ premium notes)	4,518,673,744	1,090,349	4,517,583,396	4,010,523,058
7. Derivatives	126,407,137		126,407,137	155,701,842
8. Other invested assets	5,652,987,758	2,192,798	5,650,794,960	5,436,218,773
9. Receivables for securities	82,492,449		82,492,449	19,018,615
10. Securities lending reinvested collateral assets	765,750,351		765,750,351	
11. Aggregate write-ins for invested assets				37,141,135
12. Subtotals, cash and invested assets (Lines 1 to 11)	72,044,306,055	4,078,716	72,040,227,338	69,559,323,270
13. Title plants less \$ charged off (for Title insurers only)				
14. Investment income due and accrued	510,497,509		510,497,509	492,903,297
15. Premiums and considerations:				
15.1 Uncollected premiums and agents' balances in the course of collection	111,569,491	18,316,650	93,252,841	115,110,173
15.2 Deferred premiums, agents' balances and installments booked but deferred and not yet due (including \$ earned but unbilled premiums)	1,499,799,496		1,499,799,496	1,046,554,261
15.3 Accrued retrospective premiums (\$) and contracts subject to redetermination (\$)				
16. Reinsurance:				
16.1 Amounts recoverable from reinsurers	124,677,028	177,491	124,499,537	125,530,530
16.2 Funds held by or deposited with reinsured companies	3,686,785,391		3,686,785,391	3,574,265,248
16.3 Other amounts receivable under reinsurance contracts	33,752,648		33,752,648	38,071,307
17. Amounts receivable relating to uninsured plans	70,656,646	637,303	70,019,343	63,981,699
18.1 Current federal and foreign income tax recoverable and interest thereon	69,255,072		69,255,072	77,884,680
18.2 Net deferred tax asset	829,902,937	26,512,360	803,390,576	768,078,680
19. Guaranty funds receivable or on deposit	3,276,838		3,276,838	3,805,932
20. Electronic data processing equipment and software	53,773,931	51,031,865	2,742,066	3,247,911
21. Furniture and equipment, including health care delivery assets (\$)	10,006,342	10,006,342		
22. Net adjustment in assets and liabilities due to foreign exchange rates				
23. Receivables from parent, subsidiaries and affiliates	32,253,844		32,253,844	46,186,890
24. Health care (\$) and other amounts receivable	19,217,605	19,217,605		
25. Aggregate write-ins for other than invested assets	184,832,959	109,447,747	75,385,212	83,570,815
26. Total assets excluding Separate Accounts, Segregated Accounts and Protected Cell Accounts (Lines 12 to 25)	79,284,563,790	239,426,079	79,045,137,711	75,998,514,695
27. From Separate Accounts, Segregated Accounts and Protected Cell Accounts				
28. Total (Lines 26 and 27)	79,284,563,790	239,426,079	79,045,137,711	75,998,514,695
DETAILS OF WRITE-INS				
1101. Investments in progress				37,141,135
1102.				
1103.				
1198. Summary of remaining write-ins for Line 11 from overflow page				
1199. Totals (Lines 1101 through 1103 plus 1198)(Line 11 above)				37,141,135
2501. Miscellaneous receivables	72,485,356	10,248,141	62,237,215	70,366,039
2502. State tax credits	11,435,144		11,435,144	12,343,394
2503. Suspense accounts	1,540,383		1,540,383	559,658
2598. Summary of remaining write-ins for Line 25 from overflow page	99,372,076	99,199,606	172,470	301,725
2599. Totals (Lines 2501 through 2503 plus 2598)(Line 25 above)	184,832,959	109,447,747	75,385,212	83,570,815

STATEMENT AS OF JUNE 30, 2023 OF THE GUARDIAN LIFE INSURANCE COMPANY OF AMERICA

LIABILITIES, SURPLUS AND OTHER FUNDS

	1 Current Statement Date	2 December 31 Prior Year
1. Aggregate reserve for life contracts \$ 51,797,855,200 less \$ included in Line 6.3 (including \$ Modco Reserve)	51,797,855,200	50,016,167,895
2. Aggregate reserve for accident and health contracts (including \$ Modco Reserve)	5,130,457,672	5,020,315,519
3. Liability for deposit-type contracts (including \$ Modco Reserve).....	5,176,048,555	5,004,998,956
4. Contract claims:		
4.1 Life	429,998,430	462,630,416
4.2 Accident and health	331,105,329	328,279,416
5. Policyholders' dividends/refunds to members \$ (32,770,107) and coupons \$ due and unpaid	(32,770,107)	(48,470,902)
6. Provision for policyholders' dividends, refunds to members and coupons payable in following calendar year - estimated amounts:		
6.1 Policyholders' dividends and refunds to members apportioned for payment (including \$ Modco)	1,337,212,464	1,264,037,838
6.2 Policyholders' dividends and refunds to members not yet apportioned (including \$ Modco)		
6.3 Coupons and similar benefits (including \$ Modco)		
7. Amount provisionally held for deferred dividend policies not included in Line 6		
8. Premiums and annuity considerations for life and accident and health contracts received in advance less \$ (23,869,238) discount; including \$ 123,224,089 accident and health premiums	414,353,754	404,502,241
9. Contract liabilities not included elsewhere:		
9.1 Surrender values on canceled contracts		
9.2 Provision for experience rating refunds, including the liability of \$ accident and health experience rating refunds of which \$ is for medical loss ratio rebate per the Public Health Service Act		
9.3 Other amounts payable on reinsurance, including \$ 89,966 assumed and \$ 14,799,626 ceded	14,889,592	16,685,996
9.4 Interest Maintenance Reserve	491,762,462	581,670,203
10. Commissions to agents due or accrued-life and annuity contracts \$ 30,832,107 , accident and health \$ 81,159,777 and deposit-type contract funds \$	111,991,884	147,862,478
11. Commissions and expense allowances payable on reinsurance assumed	533,495	316,396
12. General expenses due or accrued	927,933,471	1,076,960,997
13. Transfers to Separate Accounts due or accrued (net) (including \$ accrued for expense allowances recognized in reserves, net of reinsured allowances)		
14. Taxes, licenses and fees due or accrued, excluding federal income taxes	18,958,176	29,252,051
15.1 Current federal and foreign income taxes, including \$ on realized capital gains (losses)		
15.2 Net deferred tax liability		
16. Unearned investment income	128,629,800	111,698,381
17. Amounts withheld or retained by reporting entity as agent or trustee	52,266,599	44,269,986
18. Amounts held for agents' account, including \$ 41,006 agents' credit balances	41,006	52,950
19. Remittances and items not allocated	96,633,023	102,917,358
20. Net adjustment in assets and liabilities due to foreign exchange rates		
21. Liability for benefits for employees and agents if not included above	604,874,226	575,725,064
22. Borrowed money \$ and interest thereon \$		
23. Dividends to stockholders declared and unpaid		
24. Miscellaneous liabilities:		
24.01 Asset valuation reserve	1,464,423,248	1,448,846,036
24.02 Reinsurance in unauthorized and certified (\$) companies		
24.03 Funds held under reinsurance treaties with unauthorized and certified (\$) reinsurers		
24.04 Payable to parent, subsidiaries and affiliates	19,666,314	17,450,128
24.05 Drafts outstanding		
24.06 Liability for amounts held under uninsured plans	3,465,431	3,896,528
24.07 Funds held under coinsurance	191,710,327	178,741,930
24.08 Derivatives	20,067,723	16,544,230
24.09 Payable for securities	426,185,635	281,916,815
24.10 Payable for securities lending	765,750,351	
24.11 Capital notes \$ and interest thereon \$		
25. Aggregate write-ins for liabilities	69,314,368	65,824,145
26. Total liabilities excluding Separate Accounts business (Lines 1 to 25)	69,993,358,428	67,153,093,050
27. From Separate Accounts Statement		
28. Total liabilities (Lines 26 and 27)	69,993,358,428	67,153,093,050
29. Common capital stock		
30. Preferred capital stock		
31. Aggregate write-ins for other than special surplus funds		
32. Surplus notes	1,500,194,574	1,499,582,876
33. Gross paid in and contributed surplus		
34. Aggregate write-ins for special surplus funds	4,006,732	4,006,732
35. Unassigned funds (surplus)	7,547,577,977	7,341,832,037
36. Less treasury stock, at cost:		
36.1 shares common (value included in Line 29 \$)		
36.2 shares preferred (value included in Line 30 \$)		
37. Surplus (Total Lines 31+32+33+34+35-36) (including \$ in Separate Accounts Statement)	9,051,779,283	8,845,421,645
38. Totals of Lines 29, 30 and 37	9,051,779,283	8,845,421,645
39. Totals of Lines 28 and 38 (Page 2, Line 28, Col. 3)	79,045,137,711	75,998,514,695
DETAILS OF WRITE-INS		
2501. Miscellaneous liabilities	34,217,899	31,059,941
2502. Paid family leave risk adjustment	18,000,000	16,000,000
2503. Deferred gains on real estate	13,165,427	13,165,427
2598. Summary of remaining write-ins for Line 25 from overflow page	3,931,043	5,598,777
2599. Totals (Lines 2501 through 2503 plus 2598)(Line 25 above)	69,314,368	65,824,145
3101.		
3102.		
3103.		
3198. Summary of remaining write-ins for Line 31 from overflow page		
3199. Totals (Lines 3101 through 3103 plus 3198)(Line 31 above)		
3401. Contingency reserves for aviation reinsurance	3,000,000	3,000,000
3402. Permanent surplus (Arkansas requirements)	1,000,000	1,000,000
3403. Contingency reserves for deposit administration	6,732	6,732
3498. Summary of remaining write-ins for Line 34 from overflow page		
3499. Totals (Lines 3401 through 3403 plus 3498)(Line 34 above)	4,006,732	4,006,732

STATEMENT AS OF JUNE 30, 2023 OF THE GUARDIAN LIFE INSURANCE COMPANY OF AMERICA

SUMMARY OF OPERATIONS

	1 Current Year To Date	2 Prior Year To Date	3 Prior Year Ended December 31
1. Premiums and annuity considerations for life and accident and health contracts	5,189,721,508	5,077,251,119	9,930,471,068
2. Considerations for supplementary contracts with life contingencies	(45,325)	42,473	1,530,003
3. Net investment income	1,442,166,648	1,191,411,315	2,536,985,417
4. Amortization of Interest Maintenance Reserve (IMR)	19,726,586	29,600,140	58,296,586
5. Separate Accounts net gain from operations excluding unrealized gains or losses			
6. Commissions and expense allowances on reinsurance ceded	29,336,151	30,606,901	59,204,052
7. Reserve adjustments on reinsurance ceded			
8. Miscellaneous Income:			
8.1 Income from fees associated with investment management, administration and contract guarantees from Separate Accounts			
8.2 Charges and fees for deposit-type contracts			
8.3 Aggregate write-ins for miscellaneous income	138,589,586	23,834,040	147,228,444
9. Totals (Lines 1 to 8.3)	6,819,495,155	6,352,745,988	12,733,715,571
10. Death benefits	546,910,351	624,054,079	1,260,584,703
11. Matured endowments (excluding guaranteed annual pure endowments)	53,402	863,143	1,496,857
12. Annuity benefits	1,209,912	1,085,385	2,719,903
13. Disability benefits and benefits under accident and health contracts	1,397,827,550	1,331,614,611	2,673,538,404
14. Coupons, guaranteed annual pure endowments and similar benefits			
15. Surrender benefits and withdrawals for life contracts	738,820,885	596,729,775	1,246,879,654
16. Group conversions	434,054	414,573	850,176
17. Interest and adjustments on contract or deposit-type contract funds	70,765,078	48,835,399	161,833,333
18. Payments on supplementary contracts with life contingencies	922,569	730,895	1,482,114
19. Increase in aggregate reserves for life and accident and health contracts	1,891,829,459	1,996,443,800	3,232,327,098
20. Totals (Lines 10 to 19)	4,648,773,258	4,600,771,662	8,581,712,242
21. Commissions on premiums, annuity considerations, and deposit-type contract funds (direct business only)	370,031,634	350,095,117	710,696,386
22. Commissions and expense allowances on reinsurance assumed	121,302,585	121,282,681	260,837,395
23. General insurance expenses and fraternal expenses	792,773,847	776,163,705	1,604,802,129
24. Insurance taxes, licenses and fees, excluding federal income taxes	136,675,175	131,484,094	239,625,584
25. Increase in loading on deferred and uncollected premiums	(232,203,547)	(227,898,051)	(3,023,268)
26. Net transfers to or (from) Separate Accounts net of reinsurance			
27. Aggregate write-ins for deductions	35,032,722	(67,658,618)	(44,775,698)
28. Totals (Lines 20 to 27)	5,872,385,674	5,684,240,589	11,349,874,769
29. Net gain from operations before dividends to policyholders and federal income taxes (Line 9 minus Line 28)	947,109,482	668,505,399	1,383,840,802
30. Dividends to policyholders and refunds to members	654,220,865	574,131,462	1,257,388,389
31. Net gain from operations after dividends to policyholders, refunds to members and before federal income taxes (Line 29 minus Line 30)	292,888,617	94,373,937	126,452,413
32. Federal and foreign income taxes incurred (excluding tax on capital gains)	68,037,208	7,670,076	(45,857,404)
33. Net gain from operations after dividends to policyholders, refunds to members and federal income taxes and before realized capital gains or (losses) (Line 31 minus Line 32)	224,851,409	86,703,861	172,309,817
34. Net realized capital gains (losses) (excluding gains (losses) transferred to the IMR) less capital gains tax of \$ 5,421,118 (excluding taxes of \$ (18,655,750) transferred to the IMR)	(28,221,347)	(76,206,157)	(157,839,404)
35. Net income (Line 33 plus Line 34)	196,630,061	10,497,704	14,470,413
CAPITAL AND SURPLUS ACCOUNT			
36. Capital and surplus, December 31, prior year	8,845,421,645	8,588,950,717	8,588,950,717
37. Net income (Line 35)	196,630,061	10,497,704	14,470,413
38. Change in net unrealized capital gains (losses) less capital gains tax of \$ (21,490,897)	(55,622,665)	250,050,153	37,685,923
39. Change in net unrealized foreign exchange capital gain (loss)	39,794,257	(123,376,265)	(111,553,048)
40. Change in net deferred income tax	51,078,356	33,594,968	47,636,160
41. Change in nonadmitted assets	(25,444,524)	1,119,936	(53,051,513)
42. Change in liability for reinsurance in unauthorized and certified companies			
43. Change in reserve on account of change in valuation basis, (increase) or decrease			(20,676,584)
44. Change in asset valuation reserve	(15,577,211)	(108,343,011)	(4,927,646)
45. Change in treasury stock			
46. Surplus (contributed to) withdrawn from Separate Accounts during period			
47. Other changes in surplus in Separate Accounts Statement			
48. Change in surplus notes	611,698	611,698	1,223,396
49. Cumulative effect of changes in accounting principles			
50. Capital changes:			
50.1 Paid in			
50.2 Transferred from surplus (Stock Dividend)			
50.3 Transferred to surplus			
51. Surplus adjustment:			
51.1 Paid in			
51.2 Transferred to capital (Stock Dividend)			
51.3 Transferred from capital			
51.4 Change in surplus as a result of reinsurance			
52. Dividends to stockholders			
53. Aggregate write-ins for gains and losses in surplus	14,887,666	29,809,086	345,663,827
54. Net change in capital and surplus for the year (Lines 37 through 53)	206,357,638	93,964,269	256,470,928
55. Capital and surplus, as of statement date (Lines 36 + 54)	9,051,779,283	8,682,914,986	8,845,421,645
DETAILS OF WRITE-INS			
08.301. Interest on funds withheld assumed	87,037,271	84,231,334	170,137,439
08.302. Other reserve adjustments on reinsurance	35,333,567	(68,312,318)	(58,639,721)
08.303. Miscellaneous income	9,768,946	3,002,948	12,972,886
08.398. Summary of remaining write-ins for Line 8.3 from overflow page	6,449,803	4,912,076	22,757,840
08.399. Totals (Lines 08.301 through 08.303 plus 08.398) (Line 8.3 above)	138,589,586	23,834,040	147,228,444
2701. Reserve adjustment on reinsurance assumed	24,556,778	(79,258,590)	(81,735,450)
2702. Other miscellaneous expenses	5,103,856	1,956,119	9,682,248
2703. Interest expense on funds held ceded	2,913,756	4,244,377	8,947,386
2798. Summary of remaining write-ins for Line 27 from overflow page	2,458,332	5,399,475	18,330,118
2799. Totals (Lines 2701 through 2703 plus 2798)(Line 27 above)	35,032,722	(67,658,618)	(44,775,698)
5301. Change in pension funded status	12,839,528	29,809,086	335,219,971
5302. Prior period correction	2,048,138		10,443,856
5303.			
5398. Summary of remaining write-ins for Line 53 from overflow page			
5399. Totals (Lines 5301 through 5303 plus 5398)(Line 53 above)	14,887,666	29,809,086	345,663,827

STATEMENT AS OF JUNE 30, 2023 OF THE GUARDIAN LIFE INSURANCE COMPANY OF AMERICA

CASH FLOW

	1 Current Year To Date	2 Prior Year To Date	3 Prior Year Ended December 31
Cash from Operations			
1. Premiums collected net of reinsurance	5,010,748,290	4,886,892,227	9,955,485,621
2. Net investment income	1,457,592,852	1,259,016,587	2,601,085,778
3. Miscellaneous income	31,323,160	70,891,286	130,606,810
4. Total (Lines 1 to 3)	6,499,664,302	6,216,800,101	12,687,178,209
5. Benefit and loss related payments	2,785,429,336	2,648,626,332	5,358,096,335
6. Net transfers to Separate Accounts, Segregated Accounts and Protected Cell Accounts			
7. Commissions, expenses paid and aggregate write-ins for deductions	1,653,884,939	1,637,591,173	3,124,442,196
8. Dividends paid to policyholders	565,345,444	513,766,205	1,130,634,127
9. Federal and foreign income taxes paid (recovered) net of \$ (13,234,632) tax on capital gains (losses)	46,172,968	21,448,048	32,180,553
10. Total (Lines 5 through 9)	5,050,832,687	4,821,431,759	9,645,353,211
11. Net cash from operations (Line 4 minus Line 10)	1,448,831,616	1,395,368,342	3,041,824,998
Cash from Investments			
12. Proceeds from investments sold, matured or repaid:			
12.1 Bonds	1,945,089,766	4,094,666,112	6,618,021,131
12.2 Stocks	23,813,611	40,366,124	63,538,028
12.3 Mortgage loans	114,489,597	354,703,217	913,100,128
12.4 Real estate	78,861	14,818	37,560,362
12.5 Other invested assets	188,650,880	80,448,107	435,319,672
12.6 Net gains or (losses) on cash, cash equivalents and short-term investments	36	(16,820)	(30,980)
12.7 Miscellaneous proceeds	115,216,157	195,706,053	121,920,262
12.8 Total investment proceeds (Lines 12.1 to 12.7)	2,387,338,907	4,765,887,610	8,189,428,604
13. Cost of investments acquired (long-term only):			
13.1 Bonds	2,397,822,071	4,853,386,025	7,955,842,404
13.2 Stocks	49,837,765	9,721,494	88,659,525
13.3 Mortgage loans	186,349,056	412,157,751	1,577,094,895
13.4 Real estate	42,767,904	2,005,875	(19,566,382)
13.5 Other invested assets	415,031,493	964,520,024	1,598,405,608
13.6 Miscellaneous applications			
13.7 Total investments acquired (Lines 13.1 to 13.6)	3,091,808,289	6,241,791,169	11,200,436,049
14. Net increase (or decrease) in contract loans and premium notes	507,067,318	54,013,289	244,886,703
15. Net cash from investments (Line 12.8 minus Line 13.7 and Line 14)	(1,211,536,699)	(1,529,916,849)	(3,255,894,149)
Cash from Financing and Miscellaneous Sources			
16. Cash provided (applied):			
16.1 Surplus notes, capital notes	611,698	611,698	1,223,396
16.2 Capital and paid in surplus, less treasury stock			
16.3 Borrowed funds			
16.4 Net deposits on deposit-type contracts and other insurance liabilities	171,049,599	(37,357,924)	538,403,423
16.5 Dividends to stockholders			
16.6 Other cash provided (applied)	94,874,026	21,638,935	233,458,561
17. Net cash from financing and miscellaneous sources (Line 16.1 through Line 16.4 minus Line 16.5 plus Line 16.6)	266,535,322	(15,107,291)	773,085,380
RECONCILIATION OF CASH, CASH EQUIVALENTS AND SHORT-TERM INVESTMENTS			
18. Net change in cash, cash equivalents and short-term investments (Line 11, plus Lines 15 and 17)	503,830,239	(149,655,798)	559,016,229
19. Cash, cash equivalents and short-term investments:			
19.1 Beginning of year	1,349,607,900	790,591,671	790,591,671
19.2 End of period (Line 18 plus Line 19.1)	1,853,438,139	640,935,873	1,349,607,900
Note: Supplemental disclosures of cash flow information for non-cash transactions:			
20.0001. Bonds to Bonds Exchange	262,854,962	332,377,907	549,686,305

EXHIBIT 1

DIRECT PREMIUMS AND DEPOSIT-TYPE CONTRACTS

	1 Current Year To Date	2 Prior Year To Date	3 Prior Year Ended December 31
1. Industrial life			
2. Ordinary life insurance	2,612,805,459	2,544,553,401	5,193,438,816
3. Ordinary individual annuities	3,749,509	3,296,614	11,553,504
4. Credit life (group and individual)			
5. Group life insurance	571,893,420	546,166,836	760,835,149
6. Group annuities			
7. A & H - group	2,017,795,498	1,940,820,769	3,888,150,059
8. A & H - credit (group and individual)			
9. A & H - other	89,374,890	89,791,748	180,940,582
10. Aggregate of all other lines of business			
11. Subtotal (Lines 1 through 10)	5,295,618,776	5,124,629,368	10,034,918,110
12. Fraternal (Fraternal Benefit Societies Only)			
13. Subtotal (Lines 11 through 12)	5,295,618,776	5,124,629,368	10,034,918,110
14. Deposit-type contracts	3,266,623,075	983,420,676	1,925,904,005
15. Total (Lines 13 and 14)	8,562,241,851	6,108,050,044	11,960,822,115
DETAILS OF WRITE-INS			
1001.			
1002.			
1003.			
1098. Summary of remaining write-ins for Line 10 from overflow page			
1099. Totals (Lines 1001 through 1003 plus 1098)(Line 10 above)			

NOTES TO FINANCIAL STATEMENTS

NOTE 1 Summary of Significant Accounting Policies and Going Concern
A. Accounting Practices

The financial statements of The Guardian Life Insurance Company of America (the "Company") are presented on the basis of accounting practices prescribed or permitted by the New York State Department of Financial Services (the "Department").

The Department recognizes only statutory accounting practices prescribed or permitted by the state of New York for determining and reporting the financial condition and results of operations of an insurance company ("New York SAP"). The National Association of Insurance Commissioners' ("NAIC") promulgates the Accounting Practices and Procedures Manual ("NAIC SAP"), which includes accounting guidelines referred to as Statements of Statutory Accounting Principles ("SSAP's"). The Department adopted NAIC SAP with certain modifications, through the passage of Regulation 172, effective January 1, 2001, as amended. There were two material differences between the Company's capital, surplus and net income (loss) calculated in accordance with New York SAP and NAIC SAP for the period ended June 30, 2023 and December 31, 2022.

	SSAP #	F/S Page	F/S Line #	2023	2022
NET INCOME					
(1) State basis (Page 4, Line 35, Columns 1 & 3)	XXX	XXX	XXX	\$ 196,630,061	\$ 14,470,413
(2) State Prescribed Practices that are an increase/ (decrease) from NAIC SAP:					
Impact on deferred premiums	SSAP #1	4		\$ 10,619,085	\$ 5,745,139
Impact on admitted unearned premiums/allowance	SSAP #1	4		\$ (4,104,747)	\$ (2,271,623)
(3) State Permitted Practices that are an increase/(decrease) from NAIC SAP:					
(4) NAIC SAP (1-2-3=4)	XXX	XXX	XXX	\$ 190,115,723	\$ 10,996,897
SURPLUS					
(5) State basis (Page 3, Line 38, Columns 1 & 2)	XXX	XXX	XXX	\$ 9,051,779,283	\$ 8,845,421,645
(6) State Prescribed Practices that are an increase/(decrease) from NAIC SAP:					
Impact on deferred premiums	SSAP #1	3		\$ (122,305,905)	\$ (132,924,990)
Impact on admitted unearned premium/allowance	SSAP #1	3		\$ 51,532,740	\$ 55,637,487
(7) State Permitted Practices that are an increase/(decrease) from NAIC SAP:					
(8) NAIC SAP (5-6-7=8)	XXX	XXX	XXX	\$ 9,122,552,448	\$ 8,922,709,148

B. Use of Estimates in the Preparation of the Financial Statements
 No Changes.

C. Accounting Policy
 Not Applicable.

D. Going Concern
 Not Applicable.

NOTE 2 Accounting Changes and Corrections of Errors
 No Changes.

NOTE 3 Business Combinations and Goodwill
A. Statutory Purchase Method
 No Changes.

B. Statutory Merger
 No Changes.

C. Assumption Reinsurance
 No Changes.

D. Impairment Loss
 No Changes.

E. Subcomponents and Calculation of Adjusted Surplus and Total Admitted Goodwill
 No Changes.

NOTE 4 Discontinued Operations
 No Changes.

NOTE 5 Investments
A. Mortgage Loans, including Mezzanine Real Estate Loans
 No Changes.

B. Debt Restructuring
 No Changes.

C. Reverse Mortgages
 No Changes.

D. Loan-Backed Securities

(1) Prepayment assumptions for single class and multi-class mortgage-backed/asset-backed securities were obtained from issuers or broker-dealers through information services or internal estimates and are consistent with current interest rates and the economic environment. The Company uses BVAL pricing service or broker dealer surveys in determining the market value of its loan backed securities

(2) Not Applicable.

(3) Not Applicable.

NOTES TO FINANCIAL STATEMENTS

All impaired securities (fair value is less than cost or amortized cost) for which an other-than-temporary impairment has not been recognized in earnings as a realized loss (including securities with a recognized other-than-temporary impairment for non-interest related declines when a non-recognized interest related impairment remains):

a) The aggregate amount of unrealized losses:	
1. Less than 12 Months	\$ 8,499,645
2. 12 Months or Longer	\$ 268,561,028
b) The aggregate related fair value of securities with unrealized losses:	
1. Less than 12 Months	\$ 355,527,824
2. 12 Months or Longer	\$ 1,825,841,263

(5) In reaching the conclusion that these impairments are not other-than-temporary, management considered many factors including: duration and severity of impairment, cash flow, investment sector stability, credit worthiness, financial condition of issuer, and intent and ability to hold to allow for recovery in value.

E. Dollar Repurchase Agreements and/or Securities Lending Transactions

(1) For securities lending agreements, the Company requires a minimum of 102% and 105% of the fair value of the domestic and foreign securities loaned at the outset of the contract as collateral. Cash collateral received is invested in short-term investments and the offsetting collateral liability is included in Collateral From Lending Activities. The fair value of the collateral is \$749,533,349.

a. Aggregate Amount Collateral Received

	Fair Value
1. Securities Lending	
(a) Open	
(b) 30 Days or Less	\$ 517,675
(c) 31 to 60 Days	\$ 157,326
(d) 61 to 90 Days	
(e) Greater Than 90 Days	\$ 748,858,348
(f) Subtotal (a+b+c+d+e)	\$ 749,533,349
(g) Securities Received	
(h) Total Collateral Received (f+g)	\$ 749,533,349
b. The fair value of that collateral and of the portion of that collateral that it has sold or repledged	\$ 749,533,349

(5) Collateral Reinvestment

	Amortized Cost	Fair Value
1. Securities Lending		
(a) Open		
(b) 30 Days or Less	\$ 356,456,847	\$ 356,456,847
(c) 31 to 60 Days	\$ 295,000,000	\$ 295,000,000
(d) 61 to 90 Days	\$ 50,354,851	\$ 50,351,288
(e) 91 to 120 Days		
(f) 121 to 180 Days	\$ 2,830,366	\$ 2,777,438
(g) 181 to 365 Days	\$ 1,609,562	\$ 1,576,404
(h) 1 to 2 years	\$ 8,660,991	\$ 8,644,986
(i) 2 to 3 years	\$ 8,938,252	\$ 8,709,096
(j) Greater than 3 years	\$ 47,160,912	\$ 42,234,291
(k) Subtotal (Sum of a through j)	\$ 771,011,781	\$ 765,750,350
(l) Securities Received		
(m) Total Collateral Reinvested (k+l)	\$ 771,011,781	\$ 765,750,350

b. The reporting entity's sources of cash that it uses to return the cash collateral is dependent upon the liquidity of the current market conditions. Under current conditions, the reporting entity has \$ 771,011,780 of par value bonds (fair value of \$ 765,750,350) that are currently tradable securities that could be sold and used to pay for the \$ 765,750,350 in collateral calls that come due under a worst case scenario.

(7) Collateral for securities lending transactions that extend beyond one year from the reporting date.

Description of Collateral	Amount
Bonds - U.S. Governments - Issuer Obligations	\$ 64,760,155
Total Collateral Extending beyond one year of the reporting date	\$ 64,760,155

F. Repurchase Agreements Transactions Accounted for as Secured Borrowing
Not Applicable.

G. Reverse Repurchase Agreements Transactions Accounted for as Secured Borrowing
Not Applicable.

H. Repurchase Agreements Transactions Accounted for as a Sale
Not Applicable.

I. Reverse Repurchase Agreements Transactions Accounted for as a Sale
Not Applicable.

J. Real Estate
No Applicable.

K. Low Income Housing tax Credits (LIHTC)
No Applicable.

L. Restricted Assets
Not Applicable.

M. Working Capital Finance Investments
Not Applicable.

N. Offsetting and Netting of Assets and Liabilities

NOTES TO FINANCIAL STATEMENTS

	Gross Amount Recognized	Amount Offset*	Net Amount Presented on Financial Statements
(1) Assets			
Currency Swaps	\$ 112,630,278		\$ 112,630,278
Index Participation Feature	\$ 13,776,859		\$ 13,776,859
			\$ -

* For derivative assets and derivative liabilities, the amount offset shall agree to Schedule DB, Part D, Section 1

	Gross Amount Recognized	Amount Offset*	Net Amount Presented on Financial Statements
(2) Liabilities			
Currency Swaps	\$ 19,638,642		\$ 19,638,642

* For derivative assets and derivative liabilities, the amount offset shall agree to Schedule DB, Part D, Section 1

O. 5GI Securities
Not Applicable.

P. Short Sales
Not Applicable.

Q. Prepayment Penalty and Acceleration Fees

	General Account	Separate Account
1. Number of CUSIPs		7
2. Aggregate Amount of Investment Income	\$ 1,721,538	

R. Reporting Entity's Share of Cash Pool by Asset Type
Not Applicable.

NOTE 6 Joint Ventures, Partnerships and Limited Liability Companies

No Changes.

NOTE 7 Investment Income

No Changes.

NOTE 8 Derivative Instruments

No Changes.

NOTE 9 Income Taxes

No Changes.

NOTE 10 Information Concerning Parent, Subsidiaries, Affiliates and Other Related Parties

No Changes.

NOTE 11 Debt

A. Not Applicable.

B. FHLB (Federal Home Loan Bank) Agreements

(1) On February 13, 2018, the Company became a member of the Federal Home Loan Bank of New York. Through its membership, the Company has conducted business activity with the FHLBNY. It is part of the Company's strategy to utilize these funds as a source to improve spread lending liquidity and as a source of backup liquidity. New York State Department of Financial Services permits Guardian Life to pledge collateral to the FHLBNY in an amount of up to 5% of its year-end statutory net admitted assets, excluding separate account assets. Based on Guardian Life's statutory net admitted assets the 5% limitation equates to a maximum borrowing capacity of \$3,952,256,886 as of June 30, 2023 and \$3,799,925,735 as of December 31, 2022.

(2) FHLB Capital Stock

a. Aggregate Totals

	1 Total 2+3	2 General Account	3 Separate Accounts
1. Current Year			
(a) Membership Stock - Class A	\$ -		
(b) Membership Stock - Class B	\$ 10,634,800	\$ 10,634,800	
(c) Activity Stock	\$ 54,308,600	\$ 54,308,600	
(d) Excess Stock	\$ -		
(e) Aggregate Total (a+b+c+d)	\$ 64,943,400	\$ 64,943,400	\$ -
(f) Actual or estimated Borrowing Capacity as Determined by the Insurer	\$ 3,952,256,886	XXX	XXX
2. Prior Year-end			
(a) Membership Stock - Class A	\$ -	\$ -	\$ -
(b) Membership Stock - Class B	\$ 9,885,800	\$ 9,885,800	\$ -
(c) Activity Stock	\$ 29,821,500	\$ 29,821,500	\$ -
(d) Excess Stock	\$ -	\$ -	\$ -
(e) Aggregate Total (a+b+c+d)	\$ 39,707,300	\$ 39,707,300	\$ -
(f) Actual or estimated Borrowing Capacity as Determined by the Insurer	\$ 3,799,925,735	XXX	XXX

11B(2)a1(f) should be equal to or greater than 11B(4)a1(d)

11B(2)a2(f) should be equal to or greater than 11B(4)a2(d)

b. Membership Stock (Class A and B) Eligible and Not Eligible for Redemption

	1	2	Eligible for Redemption			
			3	4	5	6
	Current Year Total (2+3+4+5+6)	Not Eligible for Redemption	Less Than 6 Months	6 Months to Less Than 1 Year	1 to Less Than 3 Years	3 to 5 Years
Membership Stock						

NOTES TO FINANCIAL STATEMENTS

1. Class A	\$	-	
2. Class B	\$	10,634,800	\$ 10,634,800

11B(2)b1 Current Year Total (Column 1) should equal 11B(2)a1(a) Total (Column 1)

11B(2)b2 Current Year Total (Column 1) should equal 11B(2)a1(b) Total (Column 1)

(3) Collateral Pledged to FHLB

a. Amount Pledged as of Reporting Date

	1	2	3
	Fair Value	Carrying Value	Aggregate Total Borrowing
1. Current Year Total General and Separate Accounts Total Collateral Pledged (Lines 2+3)	\$ 1,572,967,643	\$ 1,712,022,813	\$ 1,206,857,388
2. Current Year General Account Total Collateral Pledged	\$ 1,572,967,643	\$ 1,712,022,813	\$ 1,206,857,388
3. Current Year Separate Accounts Total Collateral Pledged			
4. Prior Year-end Total General and Separate Accounts Total Collateral Pledged	\$ 864,044,462	\$ 949,822,492	\$ 662,700,000

11B(3)a1 (Columns 1, 2 and 3) should be equal to or less than 11B(3)b1 (Columns 1, 2 and 3 respectively)

11B(3)a2 (Columns 1, 2 and 3) should be equal to or less than 11B(3)b2 (Columns 1, 2 and 3 respectively)

11B(3)a3 (Columns 1, 2 and 3) should be equal to or less than 11B(3)b3 (Columns 1, 2 and 3 respectively)

11B(3)a4 (Columns 1, 2 and 3) should be equal to or less than 11B(3)b4 (Columns 1, 2 and 3 respectively)

b. Maximum Amount Pledged During Reporting Period

	1	2	3
	Fair Value	Carrying Value	Amount Borrowed at Time of Maximum Collateral
1. Current Year Total General and Separate Accounts Maximum Collateral Pledged (Lines 2+3)	\$ 1,572,967,643	\$ 1,712,022,813	\$ 1,206,857,388
2. Current Year General Account Maximum Collateral Pledged	\$ 1,572,967,643	\$ 1,712,022,813	\$ 1,206,857,388
3. Current Year Separate Accounts Maximum Collateral Pledged			
4. Prior Year-end Total General and Separate Accounts Maximum Collateral Pledged	\$ 1,193,958,579	\$ 1,333,370,189	\$ 921,000,000

(4) Borrowing from FHLB

a. Amount as of Reporting Date

	1	2	3	4
	Total 2+3	General Account	Separate Accounts	Funding Agreements Reserves Established
1. Current Year				
(a) Debt	\$ -			XXX
(b) Funding Agreements	\$ 1,206,857,388	\$ 1,206,857,388		
(c) Other	\$ -			XXX
(d) Aggregate Total (a+b+c)	\$ 1,206,857,388	\$ 1,206,857,388	\$ -	\$ -
2. Prior Year end				
(a) Debt	\$ -	\$ -	\$ -	XXX
(b) Funding Agreements	\$ 662,700,000	\$ 662,700,000	\$ -	\$ -
(c) Other	\$ -	\$ -	\$ -	XXX
(d) Aggregate Total (a+b+c)	\$ 662,700,000	\$ 662,700,000	\$ -	\$ -

b. Maximum Amount During Reporting Period (Current Year)

	1	2	3
	Total 2+3	General Account	Separate Accounts
1. Debt	\$ -		
2. Funding Agreements	\$ 1,206,857,388	\$ 1,206,857,388	
3. Other	\$ -		
4. Aggregate Total (1+2+3)	\$ 1,206,857,388	\$ 1,206,857,388	\$ -

11B(4)b4 (Columns 1, 2 and 3) should be equal to or greater than 11B(4)a1(d) (Columns 1, 2 and 3 respectively)

c. FHLB - Prepayment Obligations

	Does the company have prepayment obligations under the following arrangements (YES/NO)?
1. Debt	No
2. Funding Agreements	No
3. Other	No

NOTE 12 Retirement Plans, Deferred Compensation, Postemployment Benefits and Compensated Absences and Other Postretirement Benefit Plans

A. Defined Benefit Plan
(1) - (3) No Changes.

	Pension Benefits		Postretirement Benefits		Special or Contractual Benefits Per SSAP No. 11	
	2023	2022	2023	2022	2023	2022
(4) Components of net periodic benefit cost						
a. Service cost	\$ 15,063,712	\$ 47,098,818	\$ 1,099,094	\$ 2,913,188	\$ -	\$ -
b. Interest cost	\$ 60,740,205	\$ 95,333,901	\$ 4,542,369	\$ 5,836,861	\$ -	\$ -
c. Expected return on plan assets	\$ (59,584,610)	\$ (163,174,264)	\$ (2,678,248)	\$ (9,260,751)	\$ -	\$ -

NOTES TO FINANCIAL STATEMENTS

d. Transition asset or obligation		\$	-		\$	-		\$	-
e. Gains and losses	\$ 14,215,438	\$	62,735,330	\$ 2,500,668	\$	3,603,984		\$	-
f. Prior service cost or credit		\$	-	\$ (3,876,579)	\$	(6,721,142)		\$	-
g. Gain or loss recognized due to a settlement or curtailment		\$	25,327,626		\$	-		\$	-
h. Total net periodic benefit cost	\$ 30,434,745	\$	67,321,411	\$ 1,587,304	\$	(3,627,860)	\$	-	\$

(5) - (21) No Changes.

B-I. No Changes.

NOTE 13 Capital and Surplus, Dividend Restrictions and Quasi-Reorganizations

(A) - (M) No Changes.

NOTE 14 Liabilities, Contingencies and Assessments

A. Contingent Commitments
No Changes.

NOTE 15 Leases

A. Lessee Operating Lease:
No Changes.

NOTE 16 Information About Financial Instruments With Off-Balance Sheet Risk and Financial Instruments With Concentrations of Credit Risk

No Changes.

NOTE 17 Sale, Transfer and Servicing of Financial Assets and Extinguishments of Liabilities

A. Transfers of Receivables Reported as Sales
No Changes.

B. Transfer and Servicing of Financial Assets
No Changes.

C. Wash Sales
No Changes.

NOTE 18 Gain or Loss to the Reporting Entity from Uninsured Plans and the Uninsured Portion of Partially Insured Plans

A. ASO Plans:
No Changes.

B. ASC Plans:
No Changes.

C. Medicare or Similarly Structured Cost Based Reimbursement Contract
No Changes.

NOTE 19 Direct Premium Written/Produced by Managing General Agents/Third Party Administrators

No Changes.

NOTE 20 Fair Value Measurements

A.

(1) Fair Value Measurements at Reporting Date

Description of each class of asset or liability	(Level 1)	(Level 2)	(Level 3)	Net Asset Value (NAV)	Total
a. Assets at fair value					
Bonds - Industrial and Misc		\$ 6,145,948			\$ 6,145,948
Common Stock - Industrial and Misc		\$ 321,601	\$ 65,277,058	\$ 30,631,232	\$ 96,229,891
Residual Tranches					\$ -
Index Participation Feature			\$ 13,776,859		\$ 13,776,859
Total assets at fair value/NAV	\$ -	\$ 6,467,549	\$ 79,053,917	\$ 30,631,232	\$ 116,152,698

(2) Fair Value Measurements in (Level 3) of the Fair Value hierarchy

Description	Ending Balance as of Prior Quarter End	Transfers into Level 3	Transfers out of Level 3	Total gains and (losses) included in Net Income	Total gains and (losses) included in Surplus	Purchases	Issuances	Sales	Settlements	Ending Balance for Current Quarter End
a. Assets										
Common Stock										
Industrial & Misc	\$ 56,555,460					\$ 9,418,398	\$ (696,800)			\$ 65,277,058
Residual Tranches	\$ 37,118,837		\$ (37,118,837)							\$ -
Index Participation	\$ 8,643,383	\$ 4,395,793	\$ (302,866)			\$ 2,597,540	\$ (1,556,990)			\$ 13,776,860
Total Assets	\$ 102,317,680	\$ 4,395,793	\$ (37,421,703)	\$ -	\$ -	\$ 12,015,938	\$ (2,253,790)	\$ -	\$ -	\$ 79,053,918

(3) Transfers into and out of Level 3 are due to changes in Market Value of the investments held at this level during the reporting period.

(4) The Company obtains the fair value of financial instruments held in its portfolio from various sources. These sources include published market quotes for active market exchange traded instruments, third party pricing vendors, investment banks which are lead market makers in certain markets, broker quotes and the use of internal valuation models that use market observable inputs when available and Company derived inputs when external inputs are not available or deemed to be inaccurate.

Bonds:

Estimated fair values for bonds, other than private placement securities, are based on values provided by a third-party pricing vendor using primarily observable market inputs. Observable inputs include benchmark yields, reported trades, market dealer quotes, issuer spreads, two-sided markets, benchmark securities, bids, offers and reference data.

Common Stock:

Estimated fair value for unaffiliated common stock is determined using a quoted market price where available. When the Company cannot obtain a quoted market price directly, it relies on values provided by a third party pricing vendor, or values determined by estimates and assumptions based on internally derived information. The pricing vendor values these securities using observable market inputs, including reported trades, market dealer quotes, bids, offers and reference data. The fair value of common stock was \$96,229,891 at June 30, 2023. \$0 was valued based on quoted market prices from an active market for that identical investment and \$321,601 was valued based on quotes from third party pricing vendors for identical investments in markets that are not actively traded, or for similar investments that are actively traded and model derived valuations whose inputs are observable or whose significant value drivers are observable. Common stocks with an aggregate fair value of \$65,277,058 were determined by using estimates and assumptions based on internally derived information. Common stocks with an aggregate fair value of \$30,631,232 were determined by using Net Asset Value.

NOTES TO FINANCIAL STATEMENTS

Mortgage Loans:

The estimated fair value of the mortgage loan portfolio is derived primarily using a loan value matrix using significant unobservable inputs. The inputs used in the matrix include (1) the weighted average cash flow and average term to maturity for each individual loan; (2) a base spread over the U.S. Treasury rate and (3) an internally computed credit rating that is used to derive the appropriate credit spread. At June 30, 2023, there were no mortgage loans carried at fair value.

Surplus Notes:

Estimated fair values for surplus notes are based on values provided by a third party pricing vendor using primarily observable market inputs. Observable inputs include benchmark yields, reported trades, market dealer quotes, issuer spreads, two-sided markets, benchmark securities, bids, offers and reference data.

Real Estate:

Real estate properties that are designated as held for sale are carried on the balance sheet at the lower of their depreciated cost basis adjusted for any previous impairment write-downs or fair value less cost to sell. At June 30, 2023, the Company had no property in the held for sale category. The fair value of this property is based on what management believes to be a market price based on a bid received at auction from a third party.

Residual Tranches:

The Company invests in Residual Tranches. These investments are classified as Level 3 financial instruments and are valued based on prices obtained from independent pricing sources. Typical market-observable inputs include benchmark yields, reported trades, issuer spreads, bids, offers, benchmark securities, estimated cash flows and prepayment speeds.

Derivatives:

Derivative instruments are valued through the use of quoted market prices for exchange-traded derivatives (Level 1), third party pricing model and a third party pricing service for over-the-counter ("OTC") traded derivatives (Level 2) and by using internally developed estimates and assumptions when no quoted market price or third party vendor price is available.

(5) Not Applicable.

B. Not Applicable.

C. Aggregate fair value for all financial instruments and the level within the fair value hierarchy in which the fair value measurements in their entirety fall.

Type of Financial Instrument	Aggregate Fair Value	Admitted Assets	(Level 1)	(Level 2)	(Level 3)	Net Asset Value (NAV)	Not Practicable (Carrying Value)
Bonds	\$ 44,931,864,556	\$ 51,442,807,122	\$ 888,846,228	\$ 38,847,305,436	\$ 5,195,712,892		
Common Stock	\$ 96,229,891	\$ 96,229,891		\$ 321,601	\$ 65,277,058	\$ 30,631,232	
Mortgage Loans	\$ 5,587,259,090	\$ 6,065,651,837			\$ 5,587,259,090		
Surplus Notes	\$ 561,409,564	\$ 688,751,338		\$ 561,409,564			
Currency Swaps (Asset)	\$ 203,553,043	\$ 112,630,278			\$ 203,553,043		
Index Participation Features	\$ 13,776,859	\$ 13,776,859			\$ 13,776,859		
Currency Swaps (Liability)	\$ 18,576,562	\$ 19,638,642			\$ 18,576,562		

D. Not Applicable.

E. The mutual funds valued at NAV are priced by dividing the daily NAV by the number of shares outstanding. As a result, the shares will never be sold for below NAV.

NOTE 21 Other Items

A. Unusual or Infrequent Items
No Changes.

B. Troubled Debt Restructuring: Debtors
No Changes.

C. Other Disclosures
No Changes.

D. Business Interruption Insurance Recoveries
No Changes.

E. State Transferable and Non-transferable Tax Credits
No Changes.

F. Subprime Mortgage Related Risk Exposure
No Changes.

G. Retained Assets
No Changes.

H. Insurance-Linked Securities (ILS) Contracts
No Changes.

I. The Amount That Could Be Realized on Life Insurance Where the Reporting Entity is Owner and Beneficiary or Has Otherwise Obtained Rights to Control the Policy
No Changes.

NOTE 22 Events Subsequent

No Changes.

NOTE 23 Reinsurance

A. Ceded Reinsurance Report
No Changes.

NOTE 24 Retrospectively Rated Contracts & Contracts Subject to Redetermination

A. Disclose the method used by the reporting entity to estimate accrued retrospective premium adjustments.
No Changes.

B. Disclose whether accrued retrospective premium are recorded through written premium or as an adjustment to earned premium.
No Changes

C. Disclose the amount of net premiums written that are subject to retrospective rating features, as well as the corresponding percentage to total net premiums written.
No Changes.

NOTES TO FINANCIAL STATEMENTS

D. Medical loss ratio rebates required pursuant to the Public Health Service Act.
No Changes.

E. Risk Sharing Provisions of the Affordable Care Act
No Changes.

NOTE 25 Change in Incurred Losses and Loss Adjustment Expenses

Activity in the liability for unpaid accident & health claim reserves is summarized as follows:

	06/30/2023	12/31/2022
Balance of Unpaid A&H Claims and Claim Reserves, net of Reinsurance at January 1	\$ 4,799,293,089	\$ 4,548,885,222
Incurred related to:		
Current year	\$ 1,660,842,815	\$ 3,005,051,888
Prior Year	(210,231,953)	(132,552,000)
Total Incurred	\$ 1,450,610,863	\$ 2,872,499,888
Paid related to:		
Current year	\$ 940,951,586	\$ 1,920,502,688
Prior year	439,346,254	701,589,330
Total Paid	\$ 1,380,297,839	\$ 2,622,092,018
Balance of Unpaid A&H Claims and Claim Reserves, net of Reinsurance	\$ 4,869,606,113	\$ 4,799,293,092

NOTE 26 Intercompany Pooling Arrangements
No Changes.

NOTE 27 Structured Settlements
No Changes.

NOTE 28 Health Care Receivables
No Changes.

NOTE 29 Participating Policies
No Changes.

NOTE 30 Premium Deficiency Reserves
No Changes.

NOTE 31 Reserves for Life Contracts and Annuity Contracts
No Changes.

NOTE 32 Analysis of Annuity Actuarial Reserves and Deposit Type Contract Liabilities by Withdrawal Characteristics
No Changes.

NOTE 33 Analysis of Life Actuarial Reserves by Withdrawal Characteristics
No Changes.

NOTE 34 Premium & Annuity Considerations Deferred and Uncollected
No Changes.

NOTE 35 Separate Accounts
No Changes.

NOTE 36 Loss/Claim Adjustment Expenses
No Changes.

STATEMENT AS OF JUNE 30, 2023 OF THE GUARDIAN LIFE INSURANCE COMPANY OF AMERICA
GENERAL INTERROGATORIES

PART 1 - COMMON INTERROGATORIES

GENERAL

- 1.1 Did the reporting entity experience any material transactions requiring the filing of Disclosure of Material Transactions with the State of Domicile, as required by the Model Act? Yes [] No [X]
- 1.2 If yes, has the report been filed with the domiciliary state? Yes [] No []
- 2.1 Has any change been made during the year of this statement in the charter, by-laws, articles of incorporation, or deed of settlement of the reporting entity? Yes [X] No []
- 2.2 If yes, date of change: 06/28/2022
- 3.1 Is the reporting entity a member of an Insurance Holding Company System consisting of two or more affiliated persons, one or more of which is an insurer? Yes [] No [X]
 If yes, complete Schedule Y, Parts 1 and 1A.
- 3.2 Have there been any substantial changes in the organizational chart since the prior quarter end? Yes [] No [X]
- 3.3 If the response to 3.2 is yes, provide a brief description of those changes.

- 3.4 Is the reporting entity publicly traded or a member of a publicly traded group? Yes [] No [X]
- 3.5 If the response to 3.4 is yes, provide the CIK (Central Index Key) code issued by the SEC for the entity/group.
- 4.1 Has the reporting entity been a party to a merger or consolidation during the period covered by this statement? Yes [] No [X]
- 4.2 If yes, provide the name of the entity, NAIC Company Code, and state of domicile (use two letter state abbreviation) for any entity that has ceased to exist as a result of the merger or consolidation.

1 Name of Entity	2 NAIC Company Code	3 State of Domicile
.....

5. If the reporting entity is subject to a management agreement, including third-party administrator(s), managing general agent(s), attorney-in-fact, or similar agreement, have there been any significant changes regarding the terms of the agreement or principals involved? Yes [] No [X] N/A []
 If yes, attach an explanation.

- 6.1 State as of what date the latest financial examination of the reporting entity was made or is being made. 12/31/2018
- 6.2 State the as of date that the latest financial examination report became available from either the state of domicile or the reporting entity. This date should be the date of the examined balance sheet and not the date the report was completed or released. 12/31/2018
- 6.3 State as of what date the latest financial examination report became available to other states or the public from either the state of domicile or the reporting entity. This is the release date or completion date of the examination report and not the date of the examination (balance sheet date). 06/30/2020
- 6.4 By what department or departments?
 New York State Department of Financial Services
- 6.5 Have all financial statement adjustments within the latest financial examination report been accounted for in a subsequent financial statement filed with Departments? Yes [] No [] N/A [X]
- 6.6 Have all of the recommendations within the latest financial examination report been complied with? Yes [] No [] N/A [X]
- 7.1 Has this reporting entity had any Certificates of Authority, licenses or registrations (including corporate registration, if applicable) suspended or revoked by any governmental entity during the reporting period? Yes [] No [X]
- 7.2 If yes, give full information:

- 8.1 Is the company a subsidiary of a bank holding company regulated by the Federal Reserve Board? Yes [] No [X]
- 8.2 If response to 8.1 is yes, please identify the name of the bank holding company.

- 8.3 Is the company affiliated with one or more banks, thrifts or securities firms? Yes [X] No []
- 8.4 If response to 8.3 is yes, please provide below the names and location (city and state of the main office) of any affiliates regulated by a federal regulatory services agency [i.e. the Federal Reserve Board (FRB), the Office of the Comptroller of the Currency (OCC), the Federal Deposit Insurance Corporation (FDIC) and the Securities Exchange Commission (SEC)] and identify the affiliate's primary federal regulator.

1 Affiliate Name	2 Location (City, State)	3 FRB	4 OCC	5 FDIC	6 SEC
Park Avenue Investment Advisory, LLC	New York, NYNO..	..NO..	..NO..	..YES..
Park Avenue Institutional Advisers LLC	New York, NYNO..	..NO..	..NO..	..YES..
Park Avenue Securities LLC	New York, NYNO..	..NO..	..NO..	..YES..

GENERAL INTERROGATORIES

- 9.1 Are the senior officers (principal executive officer, principal financial officer, principal accounting officer or controller, or persons performing similar functions) of the reporting entity subject to a code of ethics, which includes the following standards? Yes [] No []
 (a) Honest and ethical conduct, including the ethical handling of actual or apparent conflicts of interest between personal and professional relationships;
 (b) Full, fair, accurate, timely and understandable disclosure in the periodic reports required to be filed by the reporting entity;
 (c) Compliance with applicable governmental laws, rules and regulations;
 (d) The prompt internal reporting of violations to an appropriate person or persons identified in the code; and
 (e) Accountability for adherence to the code.
- 9.11 If the response to 9.1 is No, please explain:

- 9.2 Has the code of ethics for senior managers been amended? Yes [] No []
- 9.21 If the response to 9.2 is Yes, provide information related to amendment(s).

- 9.3 Have any provisions of the code of ethics been waived for any of the specified officers? Yes [] No []
- 9.31 If the response to 9.3 is Yes, provide the nature of any waiver(s).

FINANCIAL

- 10.1 Does the reporting entity report any amounts due from parent, subsidiaries or affiliates on Page 2 of this statement? Yes [] No []
- 10.2 If yes, indicate any amounts receivable from parent included in the Page 2 amount: \$

INVESTMENT

- 11.1 Were any of the stocks, bonds, or other assets of the reporting entity loaned, placed under option agreement, or otherwise made available for use by another person? (Exclude securities under securities lending agreements.) Yes [] No []
- 11.2 If yes, give full and complete information relating thereto:

12. Amount of real estate and mortgages held in other invested assets in Schedule BA: \$
13. Amount of real estate and mortgages held in short-term investments: \$
- 14.1 Does the reporting entity have any investments in parent, subsidiaries and affiliates? Yes [] No []
- 14.2 If yes, please complete the following:

	1 Prior Year-End Book/Adjusted Carrying Value	2 Current Quarter Book/Adjusted Carrying Value
14.21 Bonds	\$ 164,750,000	\$ 164,750,000
14.22 Preferred Stock	\$	\$
14.23 Common Stock	\$ 1,187,914,486	\$ 1,157,207,136
14.24 Short-Term Investments	\$	\$
14.25 Mortgage Loans on Real Estate	\$	\$
14.26 All Other	\$ 1,182,699,422	\$ 1,197,792,612
14.27 Total Investment in Parent, Subsidiaries and Affiliates (Subtotal Lines 14.21 to 14.26)	\$ 2,535,363,908	\$ 2,519,749,748
14.28 Total Investment in Parent included in Lines 14.21 to 14.26 above	\$	\$

- 15.1 Has the reporting entity entered into any hedging transactions reported on Schedule DB? Yes [] No []
- 15.2 If yes, has a comprehensive description of the hedging program been made available to the domiciliary state? Yes [] No [] N/A []
 If no, attach a description with this statement.

16. For the reporting entity's security lending program, state the amount of the following as of the current statement date:
- 16.1 Total fair value of reinvested collateral assets reported on Schedule DL, Parts 1 and 2. \$ 765,750,351
- 16.2 Total book/adjusted carrying value of reinvested collateral assets reported on Schedule DL, Parts 1 and 2 \$ 771,011,780
- 16.3 Total payable for securities lending reported on the liability page. \$ 765,750,351

STATEMENT AS OF JUNE 30, 2023 OF THE GUARDIAN LIFE INSURANCE COMPANY OF AMERICA
GENERAL INTERROGATORIES

17. Excluding items in Schedule E - Part 3 - Special Deposits, real estate, mortgage loans and investments held physically in the reporting entity's offices, vaults or safety deposit boxes, were all stocks, bonds and other securities, owned throughout the current year held pursuant to a custodial agreement with a qualified bank or trust company in accordance with Section 1, III - General Examination Considerations, F. Outsourcing of Critical Functions, Custodial or Safekeeping Agreements of the NAIC Financial Condition Examiners Handbook? Yes [X] No []
- 17.1 For all agreements that comply with the requirements of the NAIC Financial Condition Examiners Handbook, complete the following:

1 Name of Custodian(s)	2 Custodian Address
JP Morgan Chase	270 Park Avenue, Floor 41, New York, NY 10017

- 17.2 For all agreements that do not comply with the requirements of the NAIC Financial Condition Examiners Handbook, provide the name, location and a complete explanation:

1 Name(s)	2 Location(s)	3 Complete Explanation(s)
.....

- 17.3 Have there been any changes, including name changes, in the custodian(s) identified in 17.1 during the current quarter? Yes [] No [X]
- 17.4 If yes, give full information relating thereto:

1 Old Custodian	2 New Custodian	3 Date of Change	4 Reason
.....

- 17.5 Investment management – Identify all investment advisors, investment managers, broker/dealers, including individuals that have the authority to make investment decisions on behalf of the reporting entity. For assets that are managed internally by employees of the reporting entity, note as such. ["...that have access to the investment accounts"; "...handle securities"]

1 Name of Firm or Individual	2 Affiliation
Martin Vernon	I.....
John Gargana	I.....
Rob Simmons	I.....
Rob Crimmins	I.....
Demetrios Tsaparas	I.....
David Padulo	I.....
Isaac Lowenbraun	I.....
William Lee	I.....
Andrew Liggio	I.....
Xiaolong Sun	I.....
Jane Lu	I.....
Alliance Bernstein	U.....

- 17.5097 For those firms/individuals listed in the table for Question 17.5, do any firms/individuals unaffiliated with the reporting entity (i.e. designated with a "U") manage more than 10% of the reporting entity's invested assets?..... Yes [] No [X]

- 17.5098 For firms/individuals unaffiliated with the reporting entity (i.e. designated with a "U") listed in the table for Question 17.5, does the total assets under management aggregate to more than 50% of the reporting entity's invested assets?..... Yes [] No [X]

- 17.6 For those firms or individuals listed in the table for 17.5 with an affiliation code of "A" (affiliated) or "U" (unaffiliated), provide the information for the table below.

1 Central Registration Depository Number	2 Name of Firm or Individual	3 Legal Entity Identifier (LEI)	4 Registered With	5 Investment Management Agreement (IMA) Filed
.....

- 18.1 Have all the filing requirements of the Purposes and Procedures Manual of the NAIC Investment Analysis Office been followed? Yes [X] No []
- 18.2 If no, list exceptions:

19. By self-designating 5GI securities, the reporting entity is certifying the following elements for each self-designated 5GI security:
- a. Documentation necessary to permit a full credit analysis of the security does not exist or an NAIC CRP credit rating for an FE or PL security is not available.
 - b. Issuer or obligor is current on all contracted interest and principal payments.
 - c. The insurer has an actual expectation of ultimate payment of all contracted interest and principal.
- Has the reporting entity self-designated 5GI securities? Yes [] No [X]

20. By self-designating PLGI securities, the reporting entity is certifying the following elements of each self-designated PLGI security:
- a. The security was purchased prior to January 1, 2018.
 - b. The reporting entity is holding capital commensurate with the NAIC Designation reported for the security.
 - c. The NAIC Designation was derived from the credit rating assigned by an NAIC CRP in its legal capacity as a NRSRO which is shown on a current private letter rating held by the insurer and available for examination by state insurance regulators.
 - d. The reporting entity is not permitted to share this credit rating of the PL security with the SVO.
- Has the reporting entity self-designated PLGI securities? Yes [] No [X]

21. By assigning FE to a Schedule BA non-registered private fund, the reporting entity is certifying the following elements of each self-designated FE fund:
- a. The shares were purchased prior to January 1, 2019.
 - b. The reporting entity is holding capital commensurate with the NAIC Designation reported for the security.
 - c. The security had a public credit rating(s) with annual surveillance assigned by an NAIC CRP in its legal capacity as an NRSRO prior to January 1, 2019.
 - d. The fund only or predominantly holds bonds in its portfolio.
 - e. The current reported NAIC Designation was derived from the public credit rating(s) with annual surveillance assigned by an NAIC CRP in its legal capacity as an NRSRO.
 - f. The public credit rating(s) with annual surveillance assigned by an NAIC CRP has not lapsed.
- Has the reporting entity assigned FE to Schedule BA non-registered private funds that complied with the above criteria? Yes [] No [X]

STATEMENT AS OF JUNE 30, 2023 OF THE GUARDIAN LIFE INSURANCE COMPANY OF AMERICA
GENERAL INTERROGATORIES

PART 2 - LIFE AND ACCIDENT AND HEALTH COMPANIES/FRATERNAL BENEFIT SOCIETIES

Life and Accident Health Companies/Fraternal Benefit Societies:

1. Report the statement value of mortgage loans at the end of this reporting period for the following categories: 1
Amount
- 1.1 Long-Term Mortgages In Good Standing
- 1.11 Farm Mortgages\$.....
- 1.12 Residential Mortgages\$.....
- 1.13 Commercial Mortgages\$..... 6,065,651,835
- 1.14 Total Mortgages in Good Standing\$..... 6,065,651,835
- 1.2 Long-Term Mortgages In Good Standing with Restructured Terms
- 1.21 Total Mortgages in Good Standing with Restructured Terms.....\$.....
- 1.3 Long-Term Mortgage Loans Upon which Interest is Overdue more than Three Months
- 1.31 Farm Mortgages\$.....
- 1.32 Residential Mortgages\$.....
- 1.33 Commercial Mortgages\$.....
- 1.34 Total Mortgages with Interest Overdue more than Three Months\$.....
- 1.4 Long-Term Mortgage Loans in Process of Foreclosure
- 1.41 Farm Mortgages\$.....
- 1.42 Residential Mortgages\$.....
- 1.43 Commercial Mortgages\$.....
- 1.44 Total Mortgages in Process of Foreclosure\$.....
- 1.5 Total Mortgage Loans (Lines 1.14 + 1.21 + 1.34 + 1.44) (Page 2, Column 3, Lines 3.1 + 3.2)\$..... 6,065,651,835
- 1.6 Long-Term Mortgages Foreclosed, Properties Transferred to Real Estate in Current Quarter
- 1.61 Farm Mortgages\$.....
- 1.62 Residential Mortgages\$.....
- 1.63 Commercial Mortgages\$.....
- 1.64 Total Mortgages Foreclosed and Transferred to Real Estate\$.....
2. Operating Percentages:
- 2.1 A&H loss percent %
- 2.2 A&H cost containment percent 64.000 %
- 2.3 A&H expense percent excluding cost containment expenses 33.000 %
- 3.1 Do you act as a custodian for health savings accounts? Yes [] No [X]
- 3.2 If yes, please provide the amount of custodial funds held as of the reporting date\$.....
- 3.3 Do you act as an administrator for health savings accounts? Yes [] No [X]
- 3.4 If yes, please provide the balance of the funds administered as of the reporting date\$.....
4. Is the reporting entity licensed or chartered, registered, qualified, eligible or writing business in at least two states? Yes [X] No []
- 4.1 If no, does the reporting entity assume reinsurance business that covers risks residing in at least one state other than the state of domicile of the reporting entity? Yes [] No []

Fraternal Benefit Societies Only:

- 5.1 In all cases where the reporting entity has assumed accident and health risks from another company, provisions should be made in this statement on account of such reinsurances for reserve equal to that which the original company would have been required to establish had it retained the risks. Has this been done? Yes [] No [] N/A []
- 5.2 If no, explain:

- 6.1 Does the reporting entity have outstanding assessments in the form of liens against policy benefits that have increased surplus? Yes [] No []
- 6.2 If yes, what is the date(s) of the original lien and the total outstanding balance of liens that remain in surplus?

Date	Outstanding Lien Amount
.....
.....

SCHEDULE S - CEDED REINSURANCE

Showing All New Reinsurance Treaties - Current Year to Date

1 NAIC Company Code	2 ID Number	3 Effective Date	4 Name of Reinsurer	5 Domiciliary Jurisdiction	6 Type of Reinsurance Ceded	7 Type of Business Ceded	8 Type of Reinsurer	9 Certified Reinsurer Rating (1 through 6)	10 Effective Date of Certified Reinsurer Rating
NONE									

STATEMENT AS OF JUNE 30, 2023 OF THE GUARDIAN LIFE INSURANCE COMPANY OF AMERICA
SCHEDULE T - PREMIUMS AND ANNUITY CONSIDERATIONS

Current Year To Date - Allocated by States and Territories

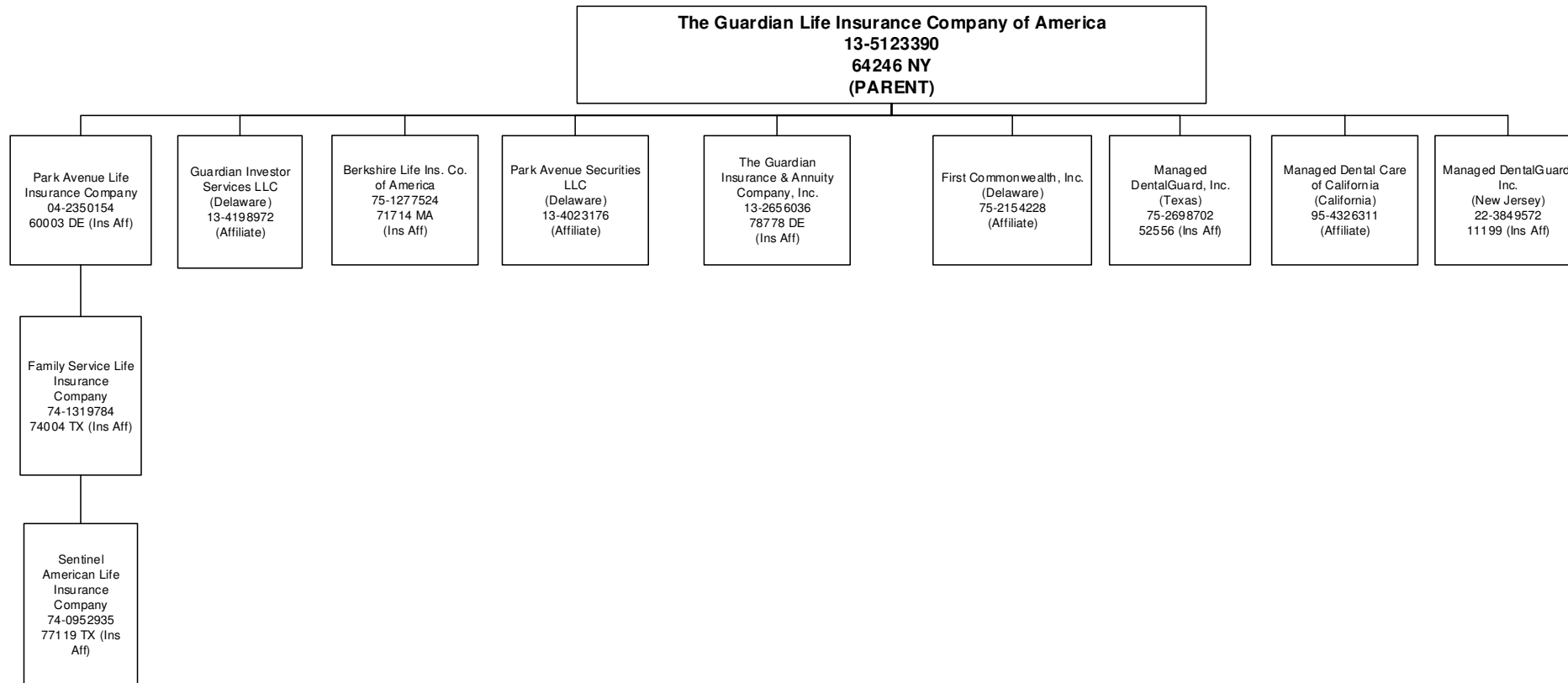
	1	Life Contracts		Direct Business Only			7
		2	3	4	5	6	
States, Etc.	Active Status (a)	Life Insurance Premiums	Annuity Considerations	Accident and Health Insurance Premiums, Including Policy, Membership and Other Fees	Other Considerations	Total Columns 2 Through 5	Deposit-Type Contracts
1. Alabama	AL	L	22,940,478	136,909	29,286,660	52,364,047	
2. Alaska	AK	L	1,261,559		826,972	2,088,531	
3. Arizona	AZ	L	23,284,216		19,776,330	43,060,546	
4. Arkansas	AR	L	5,731,592		7,379,078	13,110,671	
5. California	CA	L	186,353,997	394,336	343,413,832	530,162,165	
6. Colorado	CO	L	25,875,991	625,848	23,085,146	49,586,985	
7. Connecticut	CT	L	47,716,574	142,024	16,527,112	64,385,710	
8. Delaware	DE	L	7,928,195		3,308,203	11,236,398	
9. District of Columbia	DC	L	7,480,250	350,846	11,193,490	19,024,586	
10. Florida	FL	L	196,100,701	276,299	182,931,434	379,308,434	
11. Georgia	GA	L	86,806,907	913,487	61,801,378	149,521,772	17,955
12. Hawaii	HI	L	19,299,607		2,951,391	22,250,997	
13. Idaho	ID	L	2,090,421		2,902,848	4,993,268	
14. Illinois	IL	L	59,490,300	59,802	96,269,219	155,819,321	
15. Indiana	IN	L	31,518,784		41,762,420	73,281,204	
16. Iowa	IA	L	23,242,221		6,134,669	29,376,891	
17. Kansas	KS	L	6,998,192		15,292,528	22,290,721	
18. Kentucky	KY	L	12,842,511	128,163	19,353,534	32,324,208	
19. Louisiana	LA	L	21,662,097	139,963	24,318,454	46,120,514	
20. Maine	ME	L	5,869,555		3,778,977	9,648,533	
21. Maryland	MD	L	38,159,630	53,413	30,746,168	68,959,210	
22. Massachusetts	MA	L	85,301,821	300	71,498,395	156,800,516	2,735
23. Michigan	MI	L	29,264,903		46,154,796	75,419,698	
24. Minnesota	MN	L	30,296,741	109,673	16,659,162	47,065,576	
25. Mississippi	MS	L	12,975,722		21,952,222	34,927,944	
26. Missouri	MO	L	17,454,282		35,889,494	53,343,776	
27. Montana	MT	L	8,883,023		4,750,103	13,633,127	
28. Nebraska	NE	L	4,611,208	70,827	7,598,978	12,281,012	
29. Nevada	NV	L	25,238,654		13,036,986	38,275,640	
30. New Hampshire	NH	L	12,729,656		5,017,935	17,747,591	
31. New Jersey	NJ	L	246,203,834	35,167	73,320,046	319,559,046	25,000
32. New Mexico	NM	L	2,697,707		1,641,777	4,339,484	
33. New York	NY	L	506,422,563	926,243	277,264,034	784,612,839	3,264,167,156
34. North Carolina	NC	L	48,011,260	68,666	44,965,187	93,045,114	2,021,491
35. North Dakota	ND	L	3,330,263		1,560,830	4,891,093	
36. Ohio	OH	L	71,375,602	52,298	78,738,873	150,166,773	
37. Oklahoma	OK	L	11,780,726		15,472,073	27,252,798	
38. Oregon	OR	L	19,664,945		18,158,699	37,823,643	
39. Pennsylvania	PA	L	105,027,636		76,513,364	181,541,000	
40. Rhode Island	RI	L	4,176,635		1,039,159	5,215,793	
41. South Carolina	SC	L	31,050,939		30,573,247	61,624,186	
42. South Dakota	SD	L	1,650,382		1,671,763	3,322,146	
43. Tennessee	TN	L	37,139,798	281,504	35,419,323	72,840,626	346,939
44. Texas	TX	L	116,984,406	296,937	176,539,577	293,820,921	
45. Utah	UT	L	11,019,844		11,868,231	22,888,075	
46. Vermont	VT	L	2,395,529	150	693,065	3,088,744	
47. Virginia	VA	L	40,367,219	112,790	53,657,786	94,137,795	41,799
48. Washington	WA	L	17,533,761	65,000	12,557,752	30,156,514	
49. West Virginia	WV	L	5,431,799		7,582,016	13,013,815	
50. Wisconsin	WI	L	18,167,464		20,663,695	38,831,159	
51. Wyoming	WY	L	3,398,882		1,489,460	4,888,342	
52. American Samoa	AS	N	179			179	
53. Guam	GU	N					
54. Puerto Rico	PR	N	103,435		16,217	119,652	
55. U.S. Virgin Islands	VI	N	(481)		1,228	747	
56. Northern Mariana Islands	MP	N					
57. Canada	CAN	N	29,553		10,010	39,564	
58. Aggregate Other Aliens	OT	XXX	12,053,688		6,628	12,060,316	
59. Subtotal	XXX		2,375,427,359	5,240,645	2,107,021,952	4,487,689,956	3,266,623,075
90. Reporting entity contributions for employee benefits plans	XXX		2,119,588		2,476,590	4,596,178	
91. Dividends or refunds applied to purchase paid-up additions and annuities	XXX		452,755,686	1,006,015		453,761,701	
92. Dividends or refunds applied to shorten endowment or premium paying period	XXX						
93. Premium or annuity considerations waived under disability or other contract provisions	XXX		12,777,070		4,489,232	17,266,301	
94. Aggregate or other amounts not allocable by State	XXX		155,517,825		802,007	156,319,832	
95. Totals (Direct Business)	XXX		2,998,597,526	6,246,660	2,114,789,781	5,119,633,968	3,266,623,075
96. Plus Reinsurance Assumed	XXX		12,969,134		296,772,514	309,741,648	
97. Totals (All Business)	XXX		3,011,566,660	6,246,660	2,411,562,295	5,429,375,616	3,266,623,075
98. Less Reinsurance Ceded	XXX		355,475,337		61,738,181	417,213,518	
99. Totals (All Business) less Reinsurance Ceded	XXX		2,656,091,323	6,246,660	2,349,824,114	5,012,162,098	3,266,623,075
DETAILS OF WRITE-INS							
58001. Other alien	XXX		12,053,688		6,628	12,060,316	
58002.	XXX						
58003.	XXX						
58998. Summary of remaining write-ins for Line 58 from overflow page	XXX						
58999. Totals (Lines 58001 through 58003 plus 58998)(Line 58 above)	XXX		12,053,688		6,628	12,060,316	
9401. Paid-up	XXX		106,525,056			106,525,056	
9402. Dividend accumulations applied as premium in states that do not allow a dividend deduction and non-taxable fees and charges	XXX		48,992,769		802,007	49,794,776	
9403.	XXX						
9498. Summary of remaining write-ins for Line 94 from overflow page	XXX						
9499. Totals (Lines 9401 through 9403 plus 9498)(Line 94 above)	XXX		155,517,825		802,007	156,319,832	

(a) Active Status Counts:

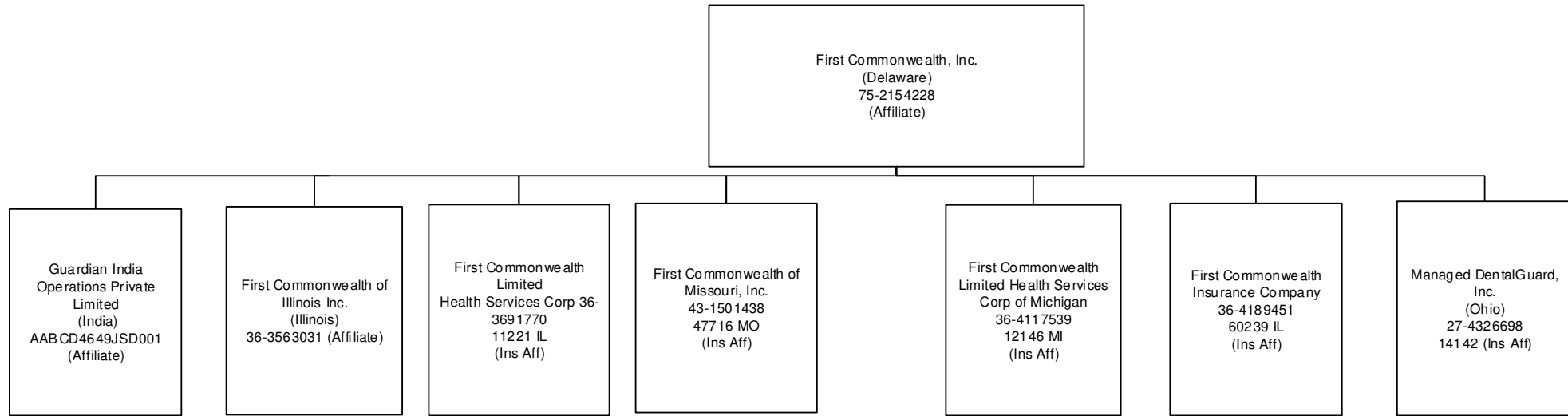
- 1. L - Licensed or Chartered - Licensed insurance carrier or domiciled RRG.....51
- 2. R - Registered - Non-domiciled RRGs.....
- 3. E - Eligible - Reporting entities eligible or approved to write surplus lines in the state.....
- 4. Q - Qualified - Qualified or accredited reinsurer.....
- 5. N - None of the above - Not allowed to write business in the state.....6

Premiums and annuity considerations are allocated on the basis of the address which has been designated by the policyholder for premium notice purposes.

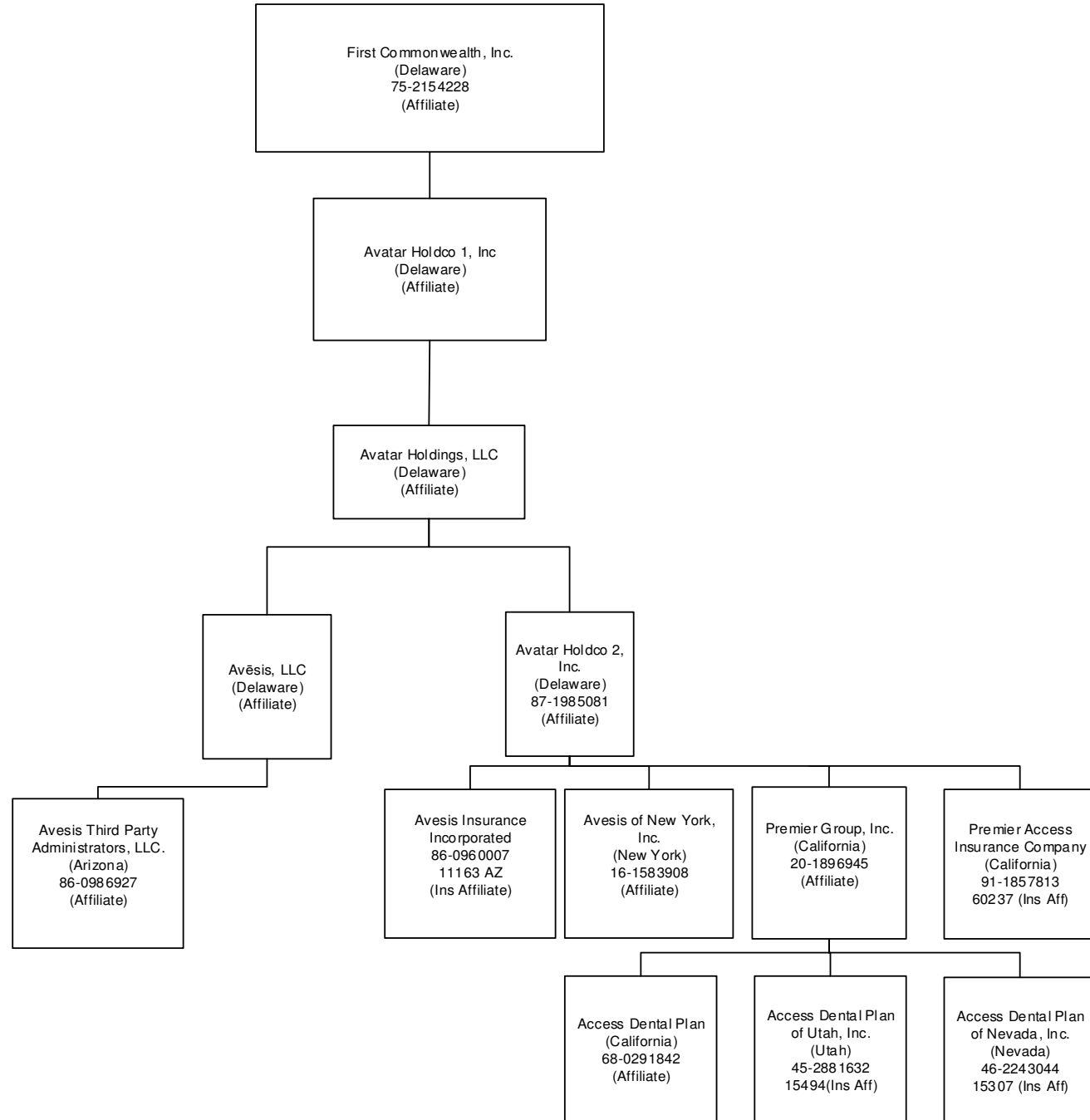
STATEMENT AS OF JUNE 30, 2023 OF THE GUARDIAN LIFE INSURANCE COMPANY OF AMERICA



STATEMENT AS OF JUNE 30, 2023 OF THE GUARDIAN LIFE INSURANCE COMPANY OF AMERICA



STATEMENT AS OF JUNE 30, 2023 OF THE GUARDIAN LIFE INSURANCE COMPANY OF AMERICA



STATEMENT AS OF JUNE 30, 2023 OF THE GUARDIAN LIFE INSURANCE COMPANY OF AMERICA

SCHEDULE Y

PART 1A - DETAIL OF INSURANCE HOLDING COMPANY SYSTEM

1	2	3	4	5	6	7	8	9	10	11	12	13	14	15	16
Group Code	Group Name	NAIC Company Code	ID Number	Federal RSSD	CIK	Name of Securities Exchange if Publicly Traded (U.S. or International)	Names of Parent, Subsidiaries Or Affiliates	Domi-ciliary Location	Relation-ship to Reporting Entity	Directly Controlled by (Name of Entity/Person)	Type of Control (Ownership, Board, Management, Attorney-in-Fact, Influence, Other)	If Control is Ownership Provide Percentage	Ultimate Controlling Entity(ies)/Person(s)	Is an SCA Filing Re-quired? (Yes/No)	*
.0429	The Guardian Life Insurance Co. of America	64246	13-5123390	3081309			The Guardian Life Insurance Co. of America	..NY		The Guardian Life Insurance Co. of America			The Guardian Life Insurance Co. of America	..NO	
.0429	The Guardian Life Insurance Co. of America	60003	04-2350154				Park Avenue Life Insurance Company	..DE	..IA	The Guardian Life Insurance Co. of America	Ownership	100.000	The Guardian Life Insurance Co. of America	..NO	
.0429	The Guardian Life Insurance Co. of America	74004	74-1319784				Family Service Life Insurance Company	..TX	..IA	Park Avenue Life Insurance Company	Ownership	100.000	The Guardian Life Insurance Co. of America	..NO	
.0429	The Guardian Life Insurance Co. of America	77119	74-0952935				Sentinel American Life Insurance Company	..TX	..IA	Family Service Life Insurance Company	Ownership	100.000	The Guardian Life Insurance Co. of America	..NO	
.0429	The Guardian Life Insurance Co. of America	78778	13-2656036				The Guardian Insurance & Annuity Co., Inc.	..DE	..IA	The Guardian Life Insurance Co. of America	Ownership	100.000	The Guardian Life Insurance Co. of America	..NO	
.0000	The Guardian Life Insurance Co. of America		13-4023176				Park Avenue Securities LLC	..DE	..NIA	The Guardian Life Insurance Co. of America	Ownership	100.000	The Guardian Life Insurance Co. of America	..NO	
.0000	The Guardian Life Insurance Co. of America		95-4326311				Managed Dental Care of California	..CA	..NIA	The Guardian Life Insurance Co. of America	Ownership	100.000	The Guardian Life Insurance Co. of America	..YES	
.0429	The Guardian Life Insurance Co. of America	11221	36-3691770				First Commonwealth Ltd Health Svs Corp	..IL	..IA	First Commonwealth Inc.	Ownership	100.000	The Guardian Life Insurance Co. of America	..NO	
.0000	The Guardian Life Insurance Co. of America		36-3563031				First Commonwealth of Illinois Inc.	..IL	..NIA	First Commonwealth Inc.	Ownership	100.000	The Guardian Life Insurance Co. of America	..NO	
.0429	The Guardian Life Insurance Co. of America	47716	43-1501438				First Commonwealth of Missouri, Inc.	..MO	..IA	First Commonwealth Inc.	Ownership	100.000	The Guardian Life Insurance Co. of America	..NO	
.0429	The Guardian Life Insurance Co. of America	12146	36-4117539				First Commonwealth Ltd Hlth Svs Corp of MI	..MI	..IA	First Commonwealth Inc.	Ownership	100.000	The Guardian Life Insurance Co. of America	..NO	
.0429	The Guardian Life Insurance Co. of America	60239	36-4189451				First Commonwealth Insurance Company	..IL	..IA	First Commonwealth Inc.	Ownership	100.000	The Guardian Life Insurance Co. of America	..NO	
.0000	The Guardian Life Insurance Co. of America		75-2154228				First Commonwealth Inc.	..DE	..NIA	The Guardian Life Insurance Co. of America	Ownership	100.000	The Guardian Life Insurance Co. of America	..YES	
.0429	The Guardian Life Insurance Co. of America	71714	75-1277524	2391878			Berkshire Life Insurance Company of America	..MA	..IA	The Guardian Life Insurance Co. of America	Ownership	100.000	The Guardian Life Insurance Co. of America	..NO	
.0429	The Guardian Life Insurance Co. of America	52556	75-2698702				Managed DentalGuard Inc. (Texas)	..TX	..IA	The Guardian Life Insurance Co. of America	Ownership	100.000	The Guardian Life Insurance Co. of America	..NO	
.0429	The Guardian Life Insurance Co. of America	11199	22-3849572				Managed DentalGuard Inc. (New Jersey)	..NJ	..IA	The Guardian Life Insurance Co. of America	Ownership	100.000	The Guardian Life Insurance Co. of America	..NO	
.0429	The Guardian Life Insurance Co. of America	14142	27-4326698				Managed DentalGuard Inc. (Ohio)	..OH	..IA	First Commonwealth Inc.	Ownership	100.000	The Guardian Life Insurance Co. of America	..NO	
.0000	The Guardian Life Insurance Co. of America		13-4198972				Guardian Investor Services LLC	..DE	..NIA	The Guardian Life Insurance Co. of America	Ownership	100.000	The Guardian Life Insurance Co. of America	..NO	
.0429	The Guardian Life Insurance Co. of America	60237	91-1857813				Premier Access Insurance Company	..CA	..IA	First Commonwealth Inc.	Ownership	100.000	The Guardian Life Insurance Co. of America	..NO	
.0429	The Guardian Life Insurance Co. of America	15494	45-2881632				Access Dental Plan of Utah, Inc.	..UT	..IA	First Commonwealth Inc.	Ownership	100.000	The Guardian Life Insurance Co. of America	..NO	
.0429	The Guardian Life Insurance Co. of America	15307	46-2243044				Access Dental Plan of Nevada, Inc.	..NV	..IA	First Commonwealth Inc.	Ownership	100.000	The Guardian Life Insurance Co. of America	..NO	
.0000	The Guardian Life Insurance Co. of America		68-0291842				Access Dental Plan	..CA	..NIA	First Commonwealth Inc.	Ownership	100.000	The Guardian Life Insurance Co. of America	..NO	
.0000	The Guardian Life Insurance Co. of America						Guardian India Operations Private Limited	..IND	..NIA	First Commonwealth Inc.	Ownership	100.000	The Guardian Life Insurance Co. of America	..NO	
.0000	The Guardian Life Insurance Co. of America		20-1896945				Premier Group, Inc.	..CA	..NIA	First Commonwealth Inc.	Ownership	100.000	The Guardian Life Insurance Co. of America	..NO	
.0000	The Guardian Life Insurance Co. of America		86-0349350				Avesis, LLC	..DE	..IA	First Commonwealth Inc.	Ownership	100.000	The Guardian Life Insurance Co. of America	..NO	
.0429	The Guardian Life Insurance Co. of America	11163	86-0960007				Avesis Insurance Incorporated	..AZ	..NIA	First Commonwealth Inc.	Ownership	100.000	The Guardian Life Insurance Co. of America	..NO	

STATEMENT AS OF JUNE 30, 2023 OF THE GUARDIAN LIFE INSURANCE COMPANY OF AMERICA

SCHEDULE Y

PART 1A - DETAIL OF INSURANCE HOLDING COMPANY SYSTEM

1	2	3	4	5	6	7	8	9	10	11	12	13	14	15	16
Group Code	Group Name	NAIC Company Code	ID Number	Federal RSSD	CIK	Name of Securities Exchange if Publicly Traded (U.S. or International)	Names of Parent, Subsidiaries Or Affiliates	Domiciliary Location	Relationship to Reporting Entity	Directly Controlled by (Name of Entity/Person)	Type of Control (Ownership, Board, Management, Attorney-in-Fact, Influence, Other)	If Control is Ownership Provide Percentage	Ultimate Controlling Entity(ies)/Person(s)	Is an SCA Filing Required? (Yes/No)	*
.0000	The Guardian Life Insurance Co. of America		86-0986927				Avesis TPA, LLC	..AZ.....NIA.....	First Commonwealth Inc.	Ownership.....	100.000	The Guardian Life Insurance Co. of AmericaNO.....	
.0000	The Guardian Life Insurance Co. of America		16-1583908				Avesis of New York, Inc	..NY.....NIA.....	First Commonwealth Inc.	Ownership.....	100.000	The Guardian Life Insurance Co. of AmericaNO.....	
.0000	The Guardian Life Insurance Co. of America		87-1961981				Avatar Holdco 1, Inc.*	..DE.....NIA.....	First Commonwealth Inc.	Ownership.....	100.000	The Guardian Life Insurance Co. of AmericaNO.....	
.0000	The Guardian Life Insurance Co. of America		35-2728506				Avatar Holdings, LLC*	..DE.....NIA.....	First Commonwealth Inc.	Ownership.....	.88.000	The Guardian Life Insurance Co. of AmericaNO.....	
.0000	The Guardian Life Insurance Co. of America		87-1985081				Avatar Hold Co 2, Inc	..DE.....NIA.....	First Commonwealth Inc.	Ownership.....	.88.000	The Guardian Life Insurance Co. of AmericaNO.....	

Asterisk	Explanation

STATEMENT AS OF JUNE 30, 2023 OF THE GUARDIAN LIFE INSURANCE COMPANY OF AMERICA

SUPPLEMENTAL EXHIBITS AND SCHEDULES INTERROGATORIES

The following supplemental reports are required to be filed as part of your statement filing. However, in the event that your company does not transact the type of business for which the special report must be filed, your response of NO to the specific interrogatory will be accepted in lieu of filing a "NONE" report and a bar code will be printed below. If the supplement is required of your company but is not being filed for whatever reason enter SEE EXPLANATION and provide an explanation following the interrogatory questions.

	Response
1. Will the Trusteed Surplus Statement be filed with the state of domicile and the NAIC with this statement?	NO
2. Will the Medicare Part D Coverage Supplement be filed with the state of domicile and the NAIC with this statement?	NO
3. Will the Reasonableness of Assumptions Certification required by Actuarial Guideline XXXV be filed with the state of domicile and electronically with the NAIC?	NO
4. Will the Reasonableness and Consistency of Assumptions Certification required by Actuarial Guideline XXXV be filed with the state of domicile and electronically with the NAIC?	NO
5. Will the Reasonableness of Assumptions Certification for Implied Guaranteed Rate Method required by Actuarial Guideline XXXVI be filed with the state of domicile and electronically with the NAIC?	NO
6. Will the Reasonableness and Consistency of Assumptions Certification required by Actuarial Guideline XXXVI (Updated Average Market Value) be filed with the state of domicile and electronically with the NAIC?	NO
7. Will the Reasonableness and Consistency of Assumptions Certification required by Actuarial Guideline XXXVI (Updated Market Value) be filed with the state of domicile and electronically with the NAIC?	YES
8. Will the Life PBR Statement of Exemption be filed with the state of domicile by July 1st and electronically with the NAIC with the second quarterly filing per the Valuation Manual (by August 15)? (2nd Quarter Only) The response for 1st and 3rd quarters should be N/A. A NO response resulting with a bar code is only appropriate in the 2nd quarter. In the case of an ongoing statement of exemption, enter "SEE EXPLANATION" and provide as an explanation that the company is utilizing an ongoing statement of exemption.	NO

AUGUST FILING

9. Will the regulator-only (non-public) Communication of Internal Control Related Matters Noted in Audit be filed with the state of domicile and electronically with the NAIC (as a regulator-only non-public document) by August 1? The response for 1st and 3rd quarters should be N/A. A NO response resulting with a bar code is only appropriate in the 2nd quarter.	YES
--	-----

Explanation:

- 1.
- 2.
- 3.
- 4.
- 5.
- 6.
- 8.

Bar Code:

1. Trusteed Surplus Statement [Document Identifier 490]	
2. Medicare Part D Coverage Supplement [Document Identifier 365]	
3. Reasonableness of Assumptions Certification required by Actuarial Guideline XXXV [Document Identifier 445]	
4. Reasonableness and Consistency of Assumptions Certification required by Actuarial Guideline XXXV [Document Identifier 446]	
5. Reasonableness of Assumptions Certification for Implied Guaranteed Rate Method required by Actuarial Guideline XXXVI [Document Identifier 447]	
6. Reasonableness and Consistency of Assumptions Certification required by Actuarial Guideline XXXVI [Document Identifier 448]	
8. Life PBR Statement of Exemption (2nd Quarter Only) [Document Identifier 700]	

STATEMENT AS OF JUNE 30, 2023 OF THE GUARDIAN LIFE INSURANCE COMPANY OF AMERICA
OVERFLOW PAGE FOR WRITE-INS

Additional Write-ins for Assets Line 25

	Current Statement Date			4 December 31 Prior Year Net Admitted Assets
	1 Assets	2 Nonadmitted Assets	3 Net Admitted Assets (Cols. 1 - 2)	
2504. Modco receivables	172,470		172,470	301,725
2505. Prepaid assets-pension plan	64,799,022	64,799,022		
2506. Leasehold improvements	34,400,584	34,400,584		
2597. Summary of remaining write-ins for Line 25 from overflow page	99,372,076	99,199,606	172,470	301,725

Additional Write-ins for Liabilities Line 25

	1 Current Statement Date	2 December 31 Prior Year
2504. Claims liabilities for all other lines of business - pools	2,004,543	2,043,277
2505. Reserves for special litigation expense	1,926,500	3,555,500
2597. Summary of remaining write-ins for Line 25 from overflow page	3,931,043	5,598,777

Additional Write-ins for Summary of Operations Line 8.3

	1 Current Year To Date	2 Prior Year To Date	3 Prior Year Ended December 31
08.304. Service fees	6,449,496	4,912,072	10,268,565
08.305. Experience refund	306	3	12,489,275
08.397. Summary of remaining write-ins for Line 8.3 from overflow page	6,449,803	4,912,076	22,757,840

Additional Write-ins for Summary of Operations Line 27

	1 Current Year To Date	2 Prior Year To Date	3 Prior Year Ended December 31
2704. Paid family leave risk adjustment	2,000,000	5,200,000	18,199,569
2705. Federal exchange fees	309,739	289,363	549,788
2706. Interest on fines & penalties of regulatory authorities	136,580	21,034	28,014
2707. Fines & penalties of regulatory authorities	12,012	11,435	35,734
2708. Losses on all other lines of business		(118,805)	(55,182)
2709. Miscellaneous-space and aviation activity		(3,552)	(427,805)
2797. Summary of remaining write-ins for Line 27 from overflow page	2,458,332	5,399,475	18,330,118

STATEMENT AS OF JUNE 30, 2023 OF THE GUARDIAN LIFE INSURANCE COMPANY OF AMERICA

SCHEDULE A - VERIFICATION

Real Estate

	1 Year to Date	2 Prior Year Ended December 31
1. Book/adjusted carrying value, December 31 of prior year	249,686,170	289,755,277
2. Cost of acquired:		
2.1 Actual cost at time of acquisition	39,300,000	
2.2 Additional investment made after acquisition	3,418,986	8,341,655
3. Current year change in encumbrances	48,918	(27,908,037)
4. Total gain (loss) on disposals	78,861	36,426,280
5. Deduct amounts received on disposals	78,861	37,560,362
6. Total foreign exchange change in book/adjusted carrying value		
7. Deduct current year's other than temporary impairment recognized		
8. Deduct current year's depreciation	9,793,580	19,368,643
9. Book/adjusted carrying value at the end of current period (Lines 1+2+3+4-5+6-7-8)	282,660,493	249,686,170
10. Deduct total nonadmitted amounts		
11. Statement value at end of current period (Line 9 minus Line 10)	282,660,493	249,686,170

SCHEDULE B - VERIFICATION

Mortgage Loans

	1 Year to Date	2 Prior Year Ended December 31
1. Book value/recorded investment excluding accrued interest, December 31 of prior year	5,993,792,369	5,329,797,603
2. Cost of acquired:		
2.1 Actual cost at time of acquisition	127,100,000	1,464,592,326
2.2 Additional investment made after acquisition	59,249,056	112,502,568
3. Capitalized deferred interest and other		
4. Accrual of discount		
5. Unrealized valuation increase (decrease)		
6. Total gain (loss) on disposals		
7. Deduct amounts received on disposals	114,489,597	913,100,128
8. Deduct amortization of premium and mortgage interest points and commitment fees		
9. Total foreign exchange change in book value/recorded investment excluding accrued interest		
10. Deduct current year's other than temporary impairment recognized		
11. Book value/recorded investment excluding accrued interest at end of current period (Lines 1+2+3+4+5+6-7-8+9-10)	6,065,651,828	5,993,792,369
12. Total valuation allowance		
13. Subtotal (Line 11 plus Line 12)	6,065,651,828	5,993,792,369
14. Deduct total nonadmitted amounts		
15. Statement value at end of current period (Line 13 minus Line 14)	6,065,651,828	5,993,792,369

SCHEDULE BA - VERIFICATION

Other Long-Term Invested Assets

	1 Year to Date	2 Prior Year Ended December 31
1. Book/adjusted carrying value, December 31 of prior year	5,438,894,930	4,398,532,648
2. Cost of acquired:		
2.1 Actual cost at time of acquisition	9,404,112	412,503,967
2.2 Additional investment made after acquisition	405,606,433	1,185,861,086
3. Capitalized deferred interest and other		
4. Accrual of discount	20,948	40,556
5. Unrealized valuation increase (decrease)	(6,089,365)	(41,743,052)
6. Total gain (loss) on disposals	9,510,911	(2,675,903)
7. Deduct amounts received on disposals	178,698,051	420,054,539
8. Deduct amortization of premium and depreciation	9,952,829	15,265,133
9. Total foreign exchange change in book/adjusted carrying value	1,756,155	189,860
10. Deduct current year's other than temporary impairment recognized	17,465,493	78,494,558
11. Book/adjusted carrying value at end of current period (Lines 1+2+3+4+5+6-7-8+9-10)	5,652,987,752	5,438,894,930
12. Deduct total nonadmitted amounts	2,192,798	2,676,162
13. Statement value at end of current period (Line 11 minus Line 12)	5,650,794,954	5,436,218,769

SCHEDULE D - VERIFICATION

Bonds and Stocks

	1 Year to Date	2 Prior Year Ended December 31
1. Book/adjusted carrying value of bonds and stocks, December 31 of prior year	52,314,247,616	51,426,482,478
2. Cost of bonds and stocks acquired	2,710,514,798	8,594,188,234
3. Accrual of discount	45,036,822	60,103,281
4. Unrealized valuation increase (decrease)	(24,261,867)	(84,060,645)
5. Total gain (loss) on disposals	(101,387,484)	(185,148,198)
6. Deduct consideration for bonds and stocks disposed of	2,233,479,877	7,244,956,205
7. Deduct amortization of premium	51,332,239	108,260,149
8. Total foreign exchange change in book/adjusted carrying value	48,806,219	(141,382,990)
9. Deduct current year's other than temporary impairment recognized	13,621,367	16,428,932
10. Total investment income recognized as a result of prepayment penalties and/or acceleration fees	1,721,538	13,710,741
11. Book/adjusted carrying value at end of current period (Lines 1+2+3+4+5-6-7+8-9+10)	52,696,244,159	52,314,247,616
12. Deduct total nonadmitted amounts	795,570	6,614,149
13. Statement value at end of current period (Line 11 minus Line 12)	52,695,448,589	52,307,633,466

STATEMENT AS OF JUNE 30, 2023 OF THE GUARDIAN LIFE INSURANCE COMPANY OF AMERICA

SCHEDULE D - PART 1B

Showing the Acquisitions, Dispositions and Non-Trading Activity
During the Current Quarter for all Bonds and Preferred Stock by NAIC Designation

NAIC Designation	1 Book/Adjusted Carrying Value Beginning of Current Quarter	2 Acquisitions During Current Quarter	3 Dispositions During Current Quarter	4 Non-Trading Activity During Current Quarter	5 Book/Adjusted Carrying Value End of First Quarter	6 Book/Adjusted Carrying Value End of Second Quarter	7 Book/Adjusted Carrying Value End of Third Quarter	8 Book/Adjusted Carrying Value December 31 Prior Year
BONDS								
1. NAIC 1 (a)	29,083,310,184	47,184,738,940	47,055,805,667	444,303,032	29,083,310,184	29,656,546,489		28,561,725,905
2. NAIC 2 (a)	20,598,088,574	697,673,807	583,545,566	(382,967,752)	20,598,088,574	20,329,249,063		20,612,767,781
3. NAIC 3 (a)	1,103,023,327	192,143,008	34,445,986	(23,876,002)	1,103,023,327	1,236,844,347		1,146,527,133
4. NAIC 4 (a)	1,889,833,417	128,320,658	219,965,602	(91,671,982)	1,889,833,417	1,706,516,491		1,809,707,290
5. NAIC 5 (a)	282,018,298	13,204,789	44,018,199	89,242,142	282,018,298	340,447,030		301,862,377
6. NAIC 6 (a)	3,150,854		4,322,061	9,221,547	3,150,854	8,050,340		16,992,931
7. Total Bonds	52,959,424,654	48,216,081,202	47,942,103,081	44,250,985	52,959,424,654	53,277,653,760		52,449,583,417
PREFERRED STOCK								
8. NAIC 1								
9. NAIC 2								
10. NAIC 3								
11. NAIC 4								
12. NAIC 5								
13. NAIC 6								
14. Total Preferred Stock								
15. Total Bonds and Preferred Stock	52,959,424,654	48,216,081,202	47,942,103,081	44,250,985	52,959,424,654	53,277,653,760		52,449,583,417

(a) Book/Adjusted Carrying Value column for the end of the current reporting period includes the following amount of short-term and cash equivalent bonds by NAIC designation:

NAIC 1 \$ 1,673,579,930 ; NAIC 2 \$ 157,816,708 ; NAIC 3 \$; NAIC 4 \$; NAIC 5 \$ 3,450,000 ; NAIC 6 \$

S102

SCHEDULE DA - PART 1

Short-Term Investments

	1	2	3	4	5
	Book/Adjusted Carrying Value	Par Value	Actual Cost	Interest Collected Year-to-Date	Paid for Accrued Interest Year-to-Date
7709999999 Totals	516,973,878	xxx	513,708,791	160,113	

SCHEDULE DA - VERIFICATION

Short-Term Investments

	1	2
	Year To Date	Prior Year Ended December 31
1. Book/adjusted carrying value, December 31 of prior year	60,621,931	66,587,825
2. Cost of short-term investments acquired	93,376,680,077	102,934,335,808
3. Accrual of discount	32,142,804	16,542,284
4. Unrealized valuation increase (decrease)		
5. Total gain (loss) on disposals	(741)	(30,396)
6. Deduct consideration received on disposals	92,952,470,193	102,956,787,697
7. Deduct amortization of premium		25,893
8. Total foreign exchange change in book/adjusted carrying value		
9. Deduct current year's other than temporary impairment recognized		
10. Book/adjusted carrying value at end of current period (Lines 1+2+3+4+5-6-7+8-9)	516,973,878	60,621,931
11. Deduct total nonadmitted amounts		
12. Statement value at end of current period (Line 10 minus Line 11)	516,973,878	60,621,931

STATEMENT AS OF JUNE 30, 2023 OF THE GUARDIAN LIFE INSURANCE COMPANY OF AMERICA

SCHEDULE DB - PART A - VERIFICATION

Options, Caps, Floors, Collars, Swaps and Forwards

1. Book/Adjusted Carrying Value, December 31, prior year (Line 10, prior year)	144,776,443
2. Cost Paid/(Consideration Received) on additions	5,146,762
3. Unrealized Valuation increase/(decrease)	(43,154,711)
4. SSAP No. 108 adjustments	
5. Total gain (loss) on termination recognized	4,116,844
6. Considerations received/(paid) on terminations	4,116,844
7. Amortization	
8. Adjustment to the Book/Adjusted Carrying Value of hedged item	
9. Total foreign exchange change in Book/Adjusted Carrying Value	
10. Book/Adjusted Carrying Value at End of Current Period (Lines 1+2+3+4+5-6+7+8+9)	106,768,495
11. Deduct nonadmitted assets	
12. Statement value at end of current period (Line 10 minus Line 11)	106,768,495

SCHEDULE DB - PART B - VERIFICATION

Futures Contracts

1. Book/Adjusted carrying value, December 31 of prior year (Line 6, prior year)	21,564,250
2. Cumulative cash change (Section 1, Broker Name/Net Cash Deposits Footnote - Cumulative Cash Change column)	6,820,004
3.1 Add:	
Change in variation margin on open contracts - Highly Effective Hedges	
3.11 Section 1, Column 15, current year to date minus	(429,080)
3.12 Section 1, Column 15, prior year	(5,618,832)
Change in variation margin on open contracts - All Other	
3.13 Section 1, Column 18, current year to date minus	3,903,953
3.14 Section 1, Column 18, prior year	(9,170,193)
3.2 Add:	
Change in adjustment to basis of hedged item	
3.21 Section 1, Column 17, current year to date minus	3,474,872
3.22 Section 1, Column 17, prior year	(14,789,025)
Change in amount recognized	
3.23 Section 1, Column 19, current year to date minus	
3.24 Section 1, Column 19, prior year plus	
3.25 SSAP No. 108 adjustments	18,263,897
3.3 Subtotal (Line 3.1 minus Line 3.2)	
4.1 Cumulative variation margin on terminated contracts during the year	13,616,973
4.2 Less:	
4.21 Amount used to adjust basis of hedged item	13,616,973
4.22 Amount recognized	
4.23 SSAP No. 108 adjustments	13,616,973
4.3 Subtotal (Line 4.1 minus Line 4.2)	
5. Dispositions gains (losses) on contracts terminated in prior year:	
5.1 Total gain (loss) recognized for terminations in prior year	
5.2 Total gain (loss) adjusted into the hedged item(s) for terminations in prior year	
6. Book/Adjusted carrying value at end of current period (Lines 1+2+3.3-4.3-5.1-5.2)	28,384,255
7. Deduct total nonadmitted amounts	
8. Statement value at end of current period (Line 6 minus Line 7)	28,384,255

Schedule DB - Part C - Section 1 - Replication (Synthetic Asset) Transactions (RSATs) Open

N O N E

Schedule DB-Part C-Section 2-Reconciliation of Replication (Synthetic Asset) Transactions Open

N O N E

STATEMENT AS OF JUNE 30, 2023 OF THE GUARDIAN LIFE INSURANCE COMPANY OF AMERICA

SCHEDULE DB - VERIFICATION

Verification of Book/Adjusted Carrying Value, Fair Value and Potential Exposure of all Open Derivative Contracts

	Book/Adjusted Carrying Value Check
1. Part A, Section 1, Column 14.....	106,768,495
2. Part B, Section 1, Column 15 plus Part B, Section 1 Footnote - Total Ending Cash Balance.....	27,955,175
3. Total (Line 1 plus Line 2)	134,723,669
4. Part D, Section 1, Column 6	154,791,392
5. Part D, Section 1, Column 7	(20,067,723)
6. Total (Line 3 minus Line 4 minus Line 5)
	Fair Value Check
7. Part A, Section 1, Column 16	198,753,340
8. Part B, Section 1, Column 13	2,712,174
9. Total (Line 7 plus Line 8)	201,465,514
10. Part D, Section 1, Column 9	220,055,858
11. Part D, Section 1, Column 10	(18,590,343)
12. Total (Line 9 minus Line 10 minus Line 11)
	Potential Exposure Check
13. Part A, Section 1, Column 21	31,556,141
14. Part B, Section 1, Column 20	15,016,446
15. Part D, Section 1, Column 12	46,572,587
16. Total (Line 13 plus Line 14 minus Line 15)

SCHEDULE E - PART 2 - VERIFICATION

(Cash Equivalents)

	1	2
	Year To Date	Prior Year Ended December 31
1. Book/adjusted carrying value, December 31 of prior year	1,333,071,941	757,531,778
2. Cost of cash equivalents acquired	3,908,274,963	9,429,635,030
3. Accrual of discount	9,166,903	3,311,869
4. Unrealized valuation increase (decrease)		
5. Total gain (loss) on disposals	776	(584)
6. Deduct consideration received on disposals	3,932,641,822	8,857,406,152
7. Deduct amortization of premium		
8. Total foreign exchange change in book/adjusted carrying value		
9. Deduct current year's other than temporary impairment recognized		
10. Book/adjusted carrying value at end of current period (Lines 1+2+3+4+5-6-7+8-9)	1,317,872,761	1,333,071,941
11. Deduct total nonadmitted amounts		
12. Statement value at end of current period (Line 10 minus Line 11)	1,317,872,761	1,333,071,941

STATEMENT AS OF JUNE 30, 2023 OF THE GUARDIAN LIFE INSURANCE COMPANY OF AMERICA

SCHEDULE A - PART 2

Showing All Real Estate ACQUIRED AND ADDITIONS MADE During the Current Quarter

1 Description of Property	Location		4 Date Acquired	5 Name of Vendor	6 Actual Cost at Time of Acquisition	7 Amount of Encumbrances	8 Book/Adjusted Carrying Value Less Encumbrances	9 Additional Investment Made After Acquisition
	2 City	3 State						
(120) APARTMENT BUILDING	PASADENA	CA	06/30/2023	Various				39,491
(127) WAREHOUSE	PEARL CITY	HI	06/30/2023	Various				10,075
(269) WAREHOUSE	Vernon	CA	06/30/2023	Various		24,596		
(5098) GUARDIAN LUMIERE, LLC	MEDFORD	MA	06/30/2023	Various				93,400
(7024) Cambridge Park Apartments	CAMBRIDGE	MA	06/30/2023	Various				42,439
0199999. Acquired by Purchase						24,596		185,404
(5053) GUARDIAN QUINCY, LLC	ARLINGTON	VA	06/30/2023	Various				93,747
(5054) GUARDIAN LEDGES, LLC	WEYMOUTH	MA	06/30/2023	Various				382,241
(5065) GUARDIAN PARK PLACE, LLC	ANNAPOLIS	MD	06/30/2023	Various				51,586
(5073) GUARDIAN TRYON VILLAGE, LLC	WILMINGTON	DE	06/30/2023	Various				427,019
(5081) PIAZZA D'ORO, LLC	OCEANSIDE	CA	06/30/2023	Various				95,682
(5089) SEASONS LYNNWOOD, LLC	LYNNWOOD	WA	06/30/2023	Various				332,409
(7018) Hanover Hoffman Estates, LLC	HOFFMAN ESTATES	IL	06/30/2023	Various				227,001
(7020) Hanover South Barrington, LLC	SOUTH BARRINGTON	IL	06/30/2023	Various				28,886
(7023) Guardian Springwoods III, LLC	SPRING	TX	06/30/2023	Various				10,690
(7034) REIGL 1350 Connecticut Avenue Lender LLC	WASHINGTON	DC	06/09/2023	Transfer by Foreclosure	39,300,000			
0299999. Acquired by Internal Transfer					39,300,000			1,649,261
0399999 - Totals					39,300,000	24,596		1,834,665

SCHEDULE A - PART 3

Showing All Real Estate DISPOSED During the Quarter, Including Payments During the Final Year on "Sales Under Contract"

1 Description of Property	Location		4 Disposal Date	5 Name of Purchaser	6 Actual Cost	7 Expended for Additions, Permanent Improvements and Changes in Encumbrances	8 Book/Adjusted Carrying Value Less Encumbrances Prior Year	Change in Book/Adjusted Carrying Value Less Encumbrances					14 Book/Adjusted Carrying Value Less Encumbrances on Disposal	15 Amounts Received During Year	16 Foreign Exchange Gain (Loss) on Disposal	17 Realized Gain (Loss) on Disposal	18 Total Gain (Loss) on Disposal	19 Gross Income Earned Less Interest Incurred on Encumbrances	20 Taxes, Repairs and Expenses Incurred
	2 City	3 State						9 Current Year's Depreciation	10 Current Year's Other-Than-Temporary Impairment Recognized	11 Current Year's Change in Encumbrances	12 Total Change in Book/Adjusted Carrying Value (11-9-10)	13 Total Foreign Exchange Change in Book/Adjusted Carrying Value							
(119) APARTMENT BUILDING	PASADENA	CA	06/30/2023	Various									(2,465)			(2,465)	(2,465)		
0199999. Property Disposed													(2,465)			(2,465)	(2,465)		
0399999 - Totals													(2,465)			(2,465)	(2,465)		

STATEMENT AS OF JUNE 30, 2023 OF THE GUARDIAN LIFE INSURANCE COMPANY OF AMERICA

SCHEDULE B - PART 2

Showing All Mortgage Loans ACQUIRED AND ADDITIONS MADE During the Current Quarter

1 Loan Number	2 Location		3 State	4 Loan Type	5 Date Acquired	6 Rate of Interest	7 Actual Cost at Time of Acquisition	8 Additional Investment Made After Acquisition	9 Value of Land and Buildings
	City								
1052369	REDONDO BEACH		CA		10/01/2019	5.000		5,790,297	133,500,000
1052421	WASHINGTON		DC		07/29/2021	4.500		5,130,711	87,800,000
1052438	BOULDER		CO		12/30/2021	4.162		4,949,776	73,700,000
1052439	BOULDER		CO		12/30/2021	4.414		12	60,100,000
1052444	STANTON		CA		06/13/2022	4.500		4,020,430	175,900,000
1052453	BAYTOWN		TX		06/08/2022	4.150		1,169,602	72,650,000
1052454	BAYTOWN		TX		06/08/2022	4.150		5,813,034	29,050,000
1052456	BAYTOWN		TX		08/26/2022	5.020		6,644,856	149,600,000
1052482	MYRTLE BEACH		SC		04/27/2023	5.720	9,200,000		13,315,789
1052483	ATLANTA		GA		05/23/2023	5.500	45,000,000		81,102,069
1052485	PLANO		TX		06/08/2023	5.800	47,600,000		88,100,000
1052490	BOULDER		CO		04/13/2023	4.162	300,000	1,702	27,500,000
0599999. Mortgages in good standing - Commercial mortgages-all other							102,100,000	33,520,420	992,317,858
0899999. Total Mortgages in good standing							102,100,000	33,520,420	992,317,858
1699999. Total - Restructured Mortgages									
2499999. Total - Mortgages with overdue interest over 90 days									
3299999. Total - Mortgages in the process of foreclosure									
3399999 - Totals							102,100,000	33,520,420	992,317,858

SCHEDULE B - PART 3

Showing All Mortgage Loans DISPOSED, Transferred or Repaid During the Current Quarter

1 Loan Number	2 Location		4 Loan Type	5 Date Acquired	6 Disposal Date	7 Book Value/Recorded Investment Excluding Accrued Interest Prior Year	8 Change in Book Value/Recorded Investment						14 Book Value/Recorded Investment Excluding Accrued Interest on Disposal	15 Consid-eration	16 Foreign Exchange Gain (Loss) on Disposal	17 Realized Gain (Loss) on Disposal	18 Total Gain (Loss) on Disposal
	City	State					8 Unrealized Valuation Increase (Decrease)	9 Current Year's (Amortization) /Accretion	10 Current Year's Other-Than-Temporary Impairment Recognized	11 Capitalized Deferred Interest and Other	12 Total Change in Book Value (8+9-10+11)	13 Total Foreign Exchange Change in Book Value					
1052163	SIMI VALLEY	CA		04/23/2013	05/05/2023	2,504,491						2,454,873	2,454,873				
1052167	NEW YORK	NY		07/22/2013	05/02/2023	2,000,000						2,000,000	2,000,000				
1052252	DECATUR	GA		08/11/2016	05/23/2023	21,962,681						21,846,291	21,846,291				
0199999. Mortgages closed by repayment						26,467,172						26,301,164	26,301,164				
0028292	ANDERSON	SC		09/28/2006		78,060						78,060	78,060				
0028309	LAUREL	DE		09/26/2007		72,534						72,534	72,534				
1051971	LAWRENCEVILLE	NJ		06/27/2005		252,997						252,997	252,997				
1051985	CAPITOLA	CA		10/24/2005		72,374						72,374	72,374				
1051987	LAS VEGAS	NV		10/31/2005		271,649						271,649	271,649				
1052166	AURORA	CO		06/26/2013		79,659						79,659	79,659				
1052169	SAN DIEGO	CA		08/01/2013		117,155						117,155	117,155				
1052176	ARLINGTON	VA		11/21/2013		142,925						142,925	142,925				
1052177	SAN DIEGO	CA		12/05/2013		10,484						10,484	10,484				
1052185	NEW YORK	NY		03/21/2014		77,198						77,198	77,198				
1052186	FREDERICK	MD		03/31/2014		113,075						113,075	113,075				
1052188	MINNEAPOLIS	MINN.		05/27/2014		38,190						38,190	38,190				
1052191	MOUNT LAUREL	NJ		06/30/2014		76,032						76,032	76,032				

STATEMENT AS OF JUNE 30, 2023 OF THE GUARDIAN LIFE INSURANCE COMPANY OF AMERICA

SCHEDULE B - PART 3

Showing All Mortgage Loans DISPOSED, Transferred or Repaid During the Current Quarter

1 Loan Number	2 Location		4 Loan Type	5 Date Acquired	6 Disposal Date	7 Book Value/ Recorded Investment Excluding Accrued Interest Prior Year	Change in Book Value/Recorded Investment					14 Book Value/ Recorded Investment Excluding Accrued Interest on Disposal	15 Consid- eration	16 Foreign Exchange Gain (Loss) on Disposal	17 Realized Gain (Loss) on Disposal	18 Total Gain (Loss) on Disposal
	2 City	3 State					8 Unrealized Valuation Increase (Decrease)	9 Current Year's (Amortization) /Accretion	10 Current Year's Other- Than- Temporary Impairment Recognized	11 Capitalized Deferred Interest and Other	12 Total Change in Book Value (8+9-10+11)					
1052193	SPRINGFIELD	PA		10/02/2014		320,610						320,610	320,610			
1052196	BOULDER	CO		11/18/2014		26,501						26,501	26,501			
1052197	SANTA MONICA	CA		11/19/2014		39,459						39,459	39,459			
1052198	IRVINE	CA		12/01/2014		297,993						297,993	297,993			
1052203	IRVINE	CA		03/23/2015		256,051						256,051	256,051			
1052206	BROOKLINE	MA		05/01/2015		48,857						48,857	48,857			
1052211	HOUSTON	TX		05/29/2015		29,478						29,478	29,478			
1052213	PORT ST LUCIE	FL		06/25/2015		113,510						113,510	113,510			
1052215	BOSTON	MA		07/09/2015		97,625						97,625	97,625			
1052218	SEATTLE	WA		09/08/2015		99,718						99,718	99,718			
1052220	PORTLAND	OR		10/13/2015		100,570						100,570	100,570			
1052222	WASHINGTON	DC		10/28/2015		151,813						151,813	151,813			
1052224	BOSTON	MA		11/05/2015		195,855						195,855	195,855			
1052225	CULVER CITY	CA		11/17/2015		91,619						91,619	91,619			
1052226	CULVER CITY	CA		11/17/2015		2,194						2,194	2,194			
1052228	LOS ANGELES	CA		11/30/2015		331,955						331,955	331,955			
1052234	BELLEVUE	WA		12/22/2015		114,721						114,721	114,721			
1052235	DELRAY BEACH	FL		12/30/2015		68,103						68,103	68,103			
1052236	HERMITAGE	TN		03/30/2016		120,779						120,779	120,779			
1052237	SANTA MONICA	CA		04/07/2016		39,919						39,919	39,919			
1052238	MADISON	WI		04/11/2016		614,976						614,976	614,976			
1052245	NEW CASTLE	DE		04/21/2016		106,208						106,208	106,208			
1052246	LAKEWOOD	CA		05/05/2016		88,990						88,990	88,990			
1052247	PORTLAND	OR		05/16/2016		178,792						178,792	178,792			
1052248	STATEN ISLAND	NY		06/06/2016		61,880						61,880	61,880			
1052249	NAPLES	FL		06/29/2016		35,694						35,694	35,694			
1052251	SAN DIEGO	CA		08/09/2016		168,024						168,024	168,024			
1052253	CONCORD	CA		08/15/2016		89,263						89,263	89,263			
1052255	ORLANDO	FL		08/25/2016		142,329						142,329	142,329			
1052257	RIVERDALE	NJ		10/31/2016		145,723						145,723	145,723			
1052259	MONTEREY	CA		11/18/2016		1,263,467						1,263,467	1,263,467			
1052261	BRIGHTON	MA		12/13/2016		32,203						32,203	32,203			
1052262	SAN DIEGO	CA		12/14/2016		259,384						259,384	259,384			
1052272	HIGHLANDS RANCH	CO		03/01/2017		65,657						65,657	65,657			
1052279	CULVER CITY	CA		07/26/2017		36,219						36,219	36,219			
1052280	RESTON	VA		07/26/2017		92,071						92,071	92,071			
1052283	BURLINGTON	NJ		09/07/2017		154,754						154,754	154,754			
1052284	KENT	WA		09/07/2017		29,016						29,016	29,016			
1052285	MOUNT PROSPECT	IL		09/07/2017		31,435						31,435	31,435			
1052286	STAFFORD	TX		09/07/2017		21,762						21,762	21,762			
1052287	MALIBU	CA		09/18/2017		148,382						148,382	148,382			
1052288	TUSCALOOSA	AL		09/28/2017		110,851						110,851	110,851			
1052290	LOS ANGELES	CA		09/29/2017		35,366						35,366	35,366			
1052291	LOS ANGELES	CA		09/29/2017		35,224						35,224	35,224			
1052292	LOS ANGELES	CA		09/29/2017		27,467						27,467	27,467			
1052293	LOS ANGELES	CA		09/29/2017		27,438						27,438	27,438			
1052294	LOS ANGELES	CA		09/29/2017		17,055						17,055	17,055			
1052295	LOS ANGELES	CA		09/29/2017		46,904						46,904	46,904			
1052321	BURBANK	CA		04/05/2018		7,359						7,359	7,359			
1052330	NEW YORK	NY		06/19/2018		25,854						25,854	25,854			
1052360	SAN JOSE	CA		08/01/2022		79,635						79,635	79,635			

STATEMENT AS OF JUNE 30, 2023 OF THE GUARDIAN LIFE INSURANCE COMPANY OF AMERICA

SCHEDULE B - PART 3

Showing All Mortgage Loans DISPOSED, Transferred or Repaid During the Current Quarter

1 Loan Number	2 Location		4 Loan Type	5 Date Acquired	6 Disposal Date	7 Book Value/ Recorded Investment Excluding Accrued Interest Prior Year	8 Change in Book Value/Recorded Investment					14 Book Value/ Recorded Investment Excluding Accrued Interest on Disposal	15 Consid- eration	16 Foreign Exchange Gain (Loss) on Disposal	17 Realized Gain (Loss) on Disposal	18 Total Gain (Loss) on Disposal
	2 City	3 State					8 Unrealized Valuation Increase (Decrease)	9 Current Year's (Amortization) /Accretion	10 Current Year's Other- Than- Temporary Impairment Recognized	11 Capitalized Deferred Interest and Other	12 Total Change in Book Value (8+9-10+11)					
1052363	NEW YORK	NY		12/31/2021		413,240						413,240	413,240			
1052364	BOWIE	MD		05/28/2019		188,868						188,868	188,868			
1052367	ARDMORE	PA		08/21/2019		142,878						142,878	142,878			
1052368	CHARLOTTE	NC		08/28/2019		305,953						305,953	305,953			
1052371	ALEXANDRIA	VA		11/06/2019		115,416						115,416	115,416			
1052372	BUENA PARK	CA		12/17/2019		121,315						121,315	121,315			
1052373	NORTHRIDGE	CA		12/17/2019		116,462						116,462	116,462			
1052380	BOULDER	CO		02/28/2020		30,081						30,081	30,081			
1052381	BOULDER	CO		02/28/2020		46,927						46,927	46,927			
1052382	BOULDER	CO		02/28/2020		77,595						77,595	77,595			
1052383	BOULDER	CO		02/28/2020		63,882						63,882	63,882			
1052389	SAN JOSE	CA		08/02/2021		228,761						228,761	228,761			
1052391	SALISBURY	NC		08/30/2021		26,952						26,952	26,952			
1052392	NORTH MYRTLE BEACH	SC		08/30/2021		41,653						41,653	41,653			
1052393	PENSACOLA	FL		08/30/2021		35,527						35,527	35,527			
1052394	MILTON	GA		08/30/2021		45,328						45,328	45,328			
1052395	CHARLES TOWN	WV		08/30/2021		62,479						62,479	62,479			
1052396	GREER	SC		08/30/2021		25,727						25,727	25,727			
1052397	CLAYTON	NC		08/30/2021		22,051						22,051	22,051			
1052398	FUQUAY-VARINA	NC		08/30/2021		41,653						41,653	41,653			
1052399	CHESAPEAKE	VA		08/30/2021		46,553						46,553	46,553			
1052400	LANCASTER	OH		08/30/2021		45,328						45,328	45,328			
1052401	LITTLE RIVER	SC		08/30/2021		33,077						33,077	33,077			
1052402	LOCUST GROVE	GA		08/30/2021		36,752						36,752	36,752			
1052403	LAKE ZURICH	IL		08/30/2021		51,453						51,453	51,453			
1052404	IRWIN	PA		08/30/2021		62,479						62,479	62,479			
1052405	FLOWERY BRANCH	GA		08/30/2021		44,103						44,103	44,103			
1052406	STUART	FL		08/30/2021		30,627						30,627	30,627			
1052407	ALLEN TOWN	PA		08/30/2021		55,129						55,129	55,129			
1052408	STUART	FL		08/30/2021		86,813						86,813	86,813			
1052409	FRANKLIN	TN		08/30/2021		34,302						34,302	34,302			
1052411	RALEIGH	NC		04/07/2021		56,042						56,042	56,042			
1052420	WAUNAKEE	WI		07/28/2021		66,447						66,447	66,447			
1052445	FLEMINGTON	NJ		06/07/2022		312,200						312,200	312,200			
0299999. Mortgages with partial repayments						11,243,097						11,243,097	11,243,097			
1052233	WASHINGTON	DC		04/26/2023	06/09/2023	39,300,000						39,300,000	39,300,000			
0399999. Mortgages disposed						39,300,000						39,300,000	39,300,000			
0599999 - Totals						77,010,269						76,844,261	76,844,261			

E02.2

STATEMENT AS OF JUNE 30, 2023 OF THE GUARDIAN LIFE INSURANCE COMPANY OF AMERICA

SCHEDULE BA - PART 2

Showing Other Long-Term Invested Assets ACQUIRED AND ADDITIONS MADE During the Current Quarter

1 CUSIP Identification	2 Name or Description	3 Location		5 Name of Vendor or General Partner	6 NAIC Designation, NAIC Designation Modifier and SVO Admini- strative Symbol	7 Date Originally Acquired	8 Type and Strategy	9 Actual Cost at Time of Acquisition	10 Additional Investment Made After Acquisition	11 Amount of Encumbrances	12 Commitment for Additional Investment	13 Percentage of Ownership
		City	State									
000000-00-0	Alta Davenport JV LLC	Davenport	FL	Alta Davenport JV LLC		12/07/2021		5,198,221			7,729,231	95.000
000000-00-0	Reigl Ereg Chambersburg LLC	Chambersburg	PA	Reigl Ereg Chambersburg LLC		10/19/2022		11,327,246			133,550	90.000
000000-00-0	Hunter Industrial A Owner LLC	Laurens	SC	Hunter Industrial A Owner LLC		06/15/2023		1,580,566			18,319,434	90.000
2299999. Joint Venture Interests - Real Estate - Affiliated								1,580,566	16,525,467		26,182,215	XXX
000000-00-0	JPEC/Guardian Multifamily Bridge Program, LP	Wilmington	DE	JLL Partners		12/31/2022		125,623,000				94.940
2399999. Joint Venture Interests - Mortgage Loans - Unaffiliated									125,623,000			XXX
000000-00-0	57 Stars Global Opportunity 3 (Guardian) Series 2	Wilmington	DE	57 Stars		09/23/2015		606,053			2,821,023	76.300
000000-00-0	57 Stars Global Opportunity 3 (Guardian) Series 3	Wilmington	DE	57 Stars		03/27/2017		759,869			4,122,602	76.030
000000-00-0	57 Stars Global Opportunity Fund 3 L.P.	Wilmington	DE	57 Stars		04/13/2011		213,862			16,515,162	85.500
000000-00-0	Accel-KKR Growth Capital Partners IV LP		CYM	Accel-KKR		12/14/2021		493,286			8,396,060	0.660
000000-00-0	Adams Street Asia Fund 2020 LP	Wilmington	DE	Adams Street Partners		01/25/2021		3,040,000			32,540,000	34.890
000000-00-0	Advantech Capital		CYM	New Horizon Capital		11/20/2015		24,064			843,532	1.600
000000-00-0	Affinity Asia Pacific Fund V L.P.		CYM	Affinity Equity Partners		11/17/2017		147,772			11,272,207	0.280
000000-00-0	AH Bio Fund IV, L.P.	Wilmington	DE	Andreessen Horowitz		11/29/2021		162,500			2,827,500	0.210
000000-00-0	Alchemy Special Opportunities Fund IV L.P.		GGY	Alchemy Partners		10/18/2017		1,047,362			13,672,882	1.770
000000-00-0	Amulet Capital Fund II, L.P.	Wilmington	DE	Amulet Capital Partners		03/31/2021		3,266,365			16,204,832	3.600
000000-00-0	Andreessen Horowitz Fund VIII, L.P.	Wilmington	DE	Andreessen Horowitz		11/29/2021		170,000			3,612,500	0.170
000000-00-0	Andreessen Horowitz Fund VII-0, L.P.	Wilmington	DE	Andreessen Horowitz		10/20/2020		60,000			660,000	0.240
000000-00-0	Andreessen Horowitz LSV Fund III, L.P.	Wilmington	DE	Andreessen Horowitz		11/29/2021		165,000			4,785,000	0.160
000000-00-0	Andreessen Horowitz Seed Fund I, L.P.	Wilmington	DE	Andreessen Horowitz		07/29/2021		140,000			600,000	2.480
000000-00-0	ASF VII Infrastructure L.P.			Aradian Investment		05/24/2017		89,057			5,972,822	1.190
000000-00-0	Battery Venture XIII Side Fund, L.P.	Wilmington	DE	Battery Ventures		01/13/2020		144,500			2,096,100	1.060
000000-00-0	Battery Ventures XIII, L.P.	Wilmington	DE	Battery Ventures		01/13/2020		525,000			3,443,750	1.040
000000-00-0	Battery Ventures XIV, L.P.	Wilmington	DE	Battery Ventures		02/07/2022		952,000			17,000,000	0.520
000000-00-0	Beekman Investment Partners IV, LP	Wilmington	DE	Beekman Group		04/16/2018		871,337			12,444,463	4.710
000000-00-0	Black Diamond Capital Opportunity Fund V, L.P.	Wilmington	DE	Black Diamond Capital Management		10/29/2019		378,894			18,730,641	3.540
000000-00-0	Brynwood Partners VII	Wilmington	DE	Brynwood Partners		09/23/2013		151,487			5,937,811	5.360
000000-00-0	Brynwood Partners VIII	Wilmington	DE	Brynwood Partners		12/15/2017		120,773			6,215,376	3.310
000000-00-0	CCMP Capital Investors III, L.P.	Wilmington	DE	CCMP Capital		06/20/2013		221,340			2,220,796	0.600
000000-00-0	CCV Fund II LP		CYM	China Creation Ventures		09/22/2020		249,589			3,164,063	2.200
000000-00-0	Centre Lane Partners V, L.P.	Wilmington	DE	Centre Lane Partners		10/31/2018		4,115,320			18,886,923	3.310
000000-00-0	Charles River Partnership XVII, LP	Wilmington	DE	CRV		06/22/2017		105,000			1,539,000	1.980
000000-00-0	CIVC Partners Fund VI, LP	Wilmington	DE	CIVC Partners		09/14/2020		983,648			12,604,020	4.100
000000-00-0	CNK Fund III, L.P.	Wilmington	DE	Andreessen Horowitz		05/27/2021		50,000			250,000	0.120
000000-00-0	CNK Seed Fund I, L.P.	Wilmington	DE	Andreessen Horowitz		02/17/2022		70,000			1,312,500	0.120
000000-00-0	Columbia Capital Equity Partners VII, L.P.	Wilmington	DE	Columbia Capital		06/13/2018		462,937			6,281,000	2.840
000000-00-0	Columbia Capital Equity Partners VIII-A, L.P.	Wilmington	DE	Columbia Capital		07/28/2022		4,048,524			22,963,791	3.850
000000-00-0	Cressey & Company Fund VI, L.P.	Wilmington	DE	Cressey & Company		05/11/2018		2,720,000			3,497,319	1.710
000000-00-0	CRV XIX, LP	Wilmington	DE	CRV		01/06/2022		660,000			7,507,500	0.820
000000-00-0	Felicitis Ventures IX, L.P.	Wilmington	DE	Felicitis Ventures		04/30/2023		195,000			3,250,000	0.430
000000-00-0	Felicitis Ventures VIII, L.P.	Wilmington	DE	Felicitis Ventures		07/15/2021		270,000			3,600,000	0.990
000000-00-0	FirstMark Capital IV, L.P.	Wilmington	DE	FirstMark Capital		05/20/2016		110,000			1,261,000	4.000
000000-00-0	FirstMark Capital OF III, L.P.	Wilmington	DE	FirstMark Capital		09/27/2019		51,123			947,222	1.890
000000-00-0	FirstMark Capital OF IV, L.P.	Wilmington	DE	FirstMark Capital		04/30/2023		210,000	245,000		6,998,378	1.170
000000-00-0	FirstMark Capital V, L.P.	Wilmington	DE	FirstMark Capital		09/27/2019		1,120,000			3,181,316	1.840
000000-00-0	Foundation Capital IX, L.P.	Wilmington	DE	Foundation Capital		08/17/2018		62,767			1,757,155	2.850
000000-00-0	Foundry Group Next 2018, L.P.	Wilmington	DE	Foundry Group		03/23/2018		1,290,000			3,354,645	2.780
000000-00-0	Gainline Equity Fund II LP	Wilmington	DE	Gainline Capital Partners		09/24/2021		3,321,703			19,131,577	11.480

E03

STATEMENT AS OF JUNE 30, 2023 OF THE GUARDIAN LIFE INSURANCE COMPANY OF AMERICA

SCHEDULE BA - PART 2

Showing Other Long-Term Invested Assets ACQUIRED AND ADDITIONS MADE During the Current Quarter

1 CUSIP Identification	2 Name or Description	3 Location		5 Name of Vendor or General Partner	6 NAIC Designation, NAIC Designation Modifier and SVO Admini- strative Symbol	7 Date Originally Acquired	8 Type and Strategy	9 Actual Cost at Time of Acquisition	10 Additional Investment Made After Acquisition	11 Amount of Encumbrances	12 Commitment for Additional Investment	13 Percentage of Ownership
		City	State									
000000-00-0	Genstar Capital Partners IX, L.P.	Wilmington	DE	Genstar Capital		01/28/2019		74,582			2,309,184	0.560
000000-00-0	Genstar Capital Partners VII, L.P.	Wilmington	DE	Genstar Capital		07/02/2015		40,352				1.060
000000-00-0	Genstar Capital Partners VIII	Wilmington	DE	Genstar Capital		03/23/2017		54,570			1,143,954	0.630
000000-00-0	Global Infrastructure Partners II - A, L.P.	Wilmington	DE	Global Infrastructure Partners		06/29/2012		65,575			1,725,326	0.800
000000-00-0	Global Infrastructure Partners III A/B	Wilmington	DE	Global Infrastructure Partners		07/08/2016		179,529			6,278,085	0.900
000000-00-0	Global Infrastructure Partners IV, L.P.	Wilmington	DE	Global Infrastructure Partners		05/01/2019		76,179			4,129,717	0.030
000000-00-0	GrandBanks Capital Ventures II	Wilmington	DE	GrandBanks Capital		05/10/2008		51,625				17.500
000000-00-0	Green Equity Investors VIII, L.P.	Wilmington	DE	Leonard Green & Partners		10/03/2019		291,947			2,927,738	0.100
000000-00-0	GSO Capital Opportunities Fund III	Wilmington	DE	Blackstone Credit		06/17/2016		247,554			14,855,320	0.750
000000-00-0	GSO Energy Select Opportunities Fund II LP	Wilmington	DE	Blackstone Credit		11/09/2018		198,319			16,218,665	0.560
000000-00-0	GTCR Strategic Growth Fund I, L.P.	Wilmington	DE	GTCR		10/26/2021		314,000			9,906,286	0.450
000000-00-0	HarbourVest Guardian Co-Investment Fund L.P. - Tranche 3	Wilmington	DE	HarbourVest Partners		12/08/2021		9,295,000			139,425,000	94.390
000000-00-0	Harvest Fund IX, L.P.	Wilmington	DE	Harvest Partners		09/01/2021		2,170,487			17,427,302	0.500
000000-00-0	Harvest Partners VIII, L.P.	Wilmington	DE	Harvest Partners		11/16/2018		28,746			4,484,554	0.520
000000-00-0	HPS Mezzanine Partners 2019, L.P.	Wilmington	DE	HPS Investment Partners		06/21/2019		109,003			5,419,447	0.320
000000-00-0	Huron Fund V	Wilmington	DE	Huron Capital		12/30/2016		189,230			2,072,952	1.230
000000-00-0	Investindustrial Growth III SCSp		LUX	Investindustrial		09/07/2022		338,533			25,126,929	2.390
000000-00-0	Investindustrial VI LP			Investindustrial		01/29/2016		126,956			1,867,733	0.840
000000-00-0	JSO Global Infrastructure Fund II, L.P.	Wilmington	DE	I Squared Capital		06/27/2017		1,270,123			6,468,174	0.370
000000-00-0	Kinderhook Capital Fund VI, L.P.	Wilmington	DE	Kinderhook Industries		01/08/2019		188,755			14,255,832	1.530
000000-00-0	Kinderhook Capital Fund VII, L.P.	Wilmington	DE	Kinderhook Industries		10/19/2021		267,021			19,935,069	1.140
000000-00-0	Lime Rock Partners VIII, L.P.		CYM	Lime Rock Partners		10/31/2018		512,115			6,223,909	3.330
000000-00-0	Lovell Minnick Equity Partners IV, L.P.	Wilmington	DE	Lovell Minnick Partners		10/28/2014		12,670			1,059,592	3.620
000000-00-0	Lovell Minnick Equity Partners V, LP	Wilmington	DE	Lovell Minnick Partners		11/16/2018		23,653			6,428,487	1.680
000000-00-0	MSouth Equity Partners II, L.P.	Wilmington	DE	MSouth Equity Partners		10/15/2011		13,706			631,684	4.570
000000-00-0	MSouth Equity Partners IV, L.P.	Wilmington	DE	MSouth Equity Partners		02/28/2018		89,529			9,150,792	2.130
000000-00-0	Platte River Equity IV, L.P.	Wilmington	DE	Platte River Equity		06/15/2017		2,413,583			7,497,793	3.200
000000-00-0	Primus Capital Fund IX, LP	Wilmington	DE	Primus Capital		11/24/2020		433,512			20,669,598	3.110
000000-00-0	Primus Capital Fund VII, L.P.	Wilmington	DE	Primus Capital		12/07/2012		45,292			1,074,129	4.250
000000-00-0	Primus Capital Fund VIII, L.P.	Wilmington	DE	Primus Capital		06/22/2017		403,881			4,742,387	3.890
000000-00-0	Prophet Equity, L.P.	Wilmington	DE	Prophet Equity		03/13/2009		72,000			115,598	7.380
000000-00-0	QED Fund VII, LP	Wilmington	DE	QED Investors		07/29/2021		134,868			3,293,714	0.990
000000-00-0	Redpoint Omega III, L.P.	Wilmington	DE	Redpoint Ventures		08/29/2017		259,740			389,609	2.600
000000-00-0	Redpoint Omega IV, L.P.	Wilmington	DE	Redpoint Ventures		03/15/2021		409,655			5,220,690	1.370
000000-00-0	Redpoint Ventures IX, L.P.	Wilmington	DE	Redpoint Ventures		04/18/2022		57,115			1,250,000	0.190
000000-00-0	Redpoint Ventures VIII, L.P.	Wilmington	DE	Redpoint Ventures		04/15/2020		118,800			1,447,760	0.790
000000-00-0	Redview Capital II L.P.		CYM	Redview Capital		03/29/2018		40,380			2,345,536	1.210
000000-00-0	StarVest Partners II-CF L.P.	Wilmington	DE	StarVest Partners		06/09/2023		769,525			246,248	6.160
000000-00-0	STG VI, L.P.		CYM	Symphony Technology Group		09/17/2020		4,125,585			9,271,957	0.720
000000-00-0	Stork SPV, L.P.	Wilmington	DE	Amulet Capital Partners		01/06/2022		1,377,549			2,819,987	1.690
000000-00-0	Sumeru Equity Partners III, L.P.	Wilmington	DE	Sumeru Equity Partners		06/18/2020		1,733,399			3,139,973	3.050
000000-00-0	Sumeru Equity Partners IV, L.P.	Wilmington	DE	Sumeru Equity Partners		01/18/2022		1,785,897			22,208,860	1.760
000000-00-0	Synova Fund V LP			Synova Capital		06/15/2022		123,627			11,618,377	1.050
000000-00-0	Techstars Accelerator 2021, L.P.	Wilmington	DE	Techstars Ventures		07/07/2020		900,000			3,742,500	3.330
000000-00-0	Theory Ventures, L.P.	Wilmington	DE	Theory Ventures		04/30/2023		556,447			5,500,000	2.340
000000-00-0	Thompson Street Capital Partners V, L.P.	Wilmington	DE	Thompson Street Capital Partners		04/02/2018		48,123			3,583,837	1.700
000000-00-0	Thompson Street Capital VI, L.P.	Wilmington	DE	Thompson Street Capital Partners		04/20/2021		1,929,132			25,977,102	2.030
000000-00-0	Trident V, L.P.		CYM	Stone Point Capital		12/16/2010		7,522			288,776	0.360

STATEMENT AS OF JUNE 30, 2023 OF THE GUARDIAN LIFE INSURANCE COMPANY OF AMERICA

SCHEDULE BA - PART 2

Showing Other Long-Term Invested Assets ACQUIRED AND ADDITIONS MADE During the Current Quarter

1 CUSIP Identification	2 Name or Description	3 Location		5 Name of Vendor or General Partner	6 NAIC Designation, NAIC Designation Modifier and SVO Admini- strative Symbol	7 Date Originally Acquired	8 Type and Strategy	9 Actual Cost at Time of Acquisition	10 Additional Investment Made After Acquisition	11 Amount of Encumbrances	12 Commitment for Additional Investment	13 Percentage of Ownership
		City	State									
000000-00-0	Trident VI, L.P.	Wilmington	DE	Stone Point Capital		12/15/2013		76,811			1,080,078	0.560
000000-00-0	Trident VII, L.P.	Wilmington	DE	Stone Point Capital		12/21/2016		93,197			1,235,113	0.470
000000-00-0	Trident VIII, L.P.	Wilmington	DE	Stone Point Capital		04/16/2019		119,060			1,176,717	0.150
000000-00-0	Trivest Discovery Fund II, L.P.	Wilmington	DE	Trivest Partners		04/30/2023		540,918			8,983,968	1.610
000000-00-0	Trivest Fund V LP	Wilmington	DE	Trivest Partners		09/20/2012		126,786			373,372	3.750
000000-00-0	Trivest Fund VI, L.P.	Wilmington	DE	Trivest Partners		08/22/2017		805,189			8,566,755	3.410
000000-00-0	Trivest Growth Investment Fund II, L.P.	Wilmington	DE	Trivest Partners		12/05/2019		613,252			5,164,191	1.820
000000-00-0	TSG6, L.P.	Wilmington	DE	TSG Consumer Partners		11/15/2011		26,838			1,915,344	0.940
000000-00-0	TSG7 L.P. A	Wilmington	DE	TSG Consumer Partners		11/20/2015		83,374			3,753,455	0.930
000000-00-0	TSG7, L.P. B	Wilmington	DE	TSG Consumer Partners		11/20/2015		38,117			143,392	0.780
000000-00-0	TSG8 L.P.	Wilmington	DE	TSG Consumer Partners		10/25/2018		193,111			7,739,190	0.530
000000-00-0	Upfront V, L.P.	Wilmington	DE	Upfront Ventures		12/23/2014		120,541			8,284,471	5.420
000000-00-0	Upfront VI, L.P.	Wilmington	DE	Upfront Ventures		06/02/2017		98,029			3,162,545	3.450
000000-00-0	venBio Global Strategic Fund IV, L.P.	Wilmington	DE	venBio Partners		04/30/2021		1,520,742			10,860,259	2.360
000000-00-0	Warburg Pincus China-Southeast Asia II, L.P.	Wilmington	DE	Warburg Pincus LLC		04/29/2019		720,000			7,859,060	0.280
000000-00-0	HSREF VII Venture LLC	Wilmington	DE	High Street Real Estate Fund VII, GP		03/01/2023		2,352,941			17,369,022	15.690
000000-00-0	High Street Value Fund I, L.P.	Wilmington	DE	High Street Value Fund I, G.P.		06/26/2023		40,290,828			11,250	11.250
2599999. Joint Venture Interests - Other - Unaffiliated								2,306,890	113,579,368		858,005,562	XXX
000000-00-0	R4 Housing Partners XVI LP	Wilmington	DE	R4 Housing Partners XVI LP		07/01/2021		1,766,784				
000000-00-0	CREA Corporate Tax Credit Fund 91, LP	Wilmington	DE	CREA Corporate Tax Credit Fund 91, LP		06/01/2022		19,385				
000000-00-0	Alliant Tax Credit Fund 117, LP	Wilmington	DE	Alliant Tax Credit Fund 117, LP		06/23/2023		1,516,656				
3799999. Non-Guaranteed Federal Low Income Housing Tax Credit - Unaffiliated								1,516,656	1,786,169			XXX
000000-00-0	Core Senior Lending Fund II Feeder, L.P. - Equity Tranche		DE	HPS Investment Partners		03/30/2022		14,924,211			177,868,434	15.000
000000-00-0	HPS Strategic Investment Partners V Feeder, L.P. - Equity Tranche		DE	HPS Investment Partners		02/24/2022		7,462,670			152,034,681	6.950
000000-00-0	Credit Value Fund VII Feeder, L.P. - Equity Tranche		DE	HPS Investment Partners		06/01/2022		954,558			10,465,914	3.600
5699999. Residual Tranches or Interests with Underlying Assets Having Characteristics of Other - Unaffiliated								23,341,439			340,369,029	XXX
000000-00-0	Advantage Capital Solar IV	Wilmington	DE	Advantage Capital Solar IV		08/26/2021		4,072,840				
000000-00-0	RG Badger Solar, LLC	Wilmington	DE	RG Badger Solar, LLC		08/31/2022		8,038,700				
5899999. Any Other Class of Assets - Unaffiliated									12,111,539			XXX
6099999. Total - Unaffiliated								3,823,546	276,441,516		1,198,374,591	XXX
6199999. Total - Affiliated								1,580,566	16,525,467		26,182,215	XXX
6299999 - Totals								5,404,112	292,966,983		1,224,556,806	XXX

E03.2

STATEMENT AS OF JUNE 30, 2023 OF THE GUARDIAN LIFE INSURANCE COMPANY OF AMERICA

SCHEDULE BA - PART 3

Showing Other Long-Term Invested Assets **DISPOSED**, Transferred or Repaid During the Current Quarter

1 CUSIP Identification	2 Name or Description	Location		5 Name of Purchaser or Nature of Disposal	6 Date Originally Acquired	7 Disposal Date	8 Book/ Adjusted Carrying Value Less Encum- brances, Prior Year	Change in Book/Adjusted Carrying Value						15 Book/ Adjusted Carrying Value Less Encum- brances on Disposal	16 Consid- eration	17 Foreign Exchange Gain (Loss) on Disposal	18 Realized Gain (Loss) on Disposal	19 Total Gain (Loss) on Disposal	20 Invest- ment Income
		3 City	4 State					9 Unrealized Valuation Increase (De- crease)	10 Current Year's (Depre- ciation) or (Amorti- zation)/ Accretion	11 Current Year's Other Than Temporary Impair- ment Recog- nized	12 Capital- ized Deferred Interest and Other	13 Total Change in Book/ Adjusted Carrying Value (9+10- 11+12)	14 Total Foreign Exchange Change in Book/ Adjusted Carrying Value						
000000-00-0	North Bridge Venture Partners V	Wilmington	DE	North Bridge Venture Partners V	06/01/2001	04/24/2023	24,141						24,141	24,141					
1999999. Joint Venture Interests - Common Stock - Unaffiliated																			
000000-00-0	AIRSIDE PARK, LP	Pittsburgh	PA	CAPITAL DISTRIBUTION	07/01/2000	06/30/2023	(2,069,054)						(2,069,054)	(2,069,054)					
2199999. Joint Venture Interests - Real Estate - Unaffiliated																			
000000-00-0	360 SOUTH ACACIA	Fullerton	CA	CAPITAL DISTRIBUTION	09/01/1988	06/30/2023	(339,030)						(339,030)	(339,030)					
000000-00-0	CHESLA PLACE APARTMENTS, LLC	Wilmington	DE	CAPITAL DISTRIBUTION	08/16/2018	06/30/2023	95,786						95,786	95,786					
000000-00-0	GUARDIAN SHORES, LLC	Marina Del Ray	CA	CAPITAL DISTRIBUTION	03/25/2011	06/30/2023	8,469,758						8,469,758	8,469,758					
2299999. Joint Venture Interests - Real Estate - Affiliated																			
000000-00-0	57 Stars Global Opportunity 3 (Guardian) Series 2	Wilmington	DE	CAPITAL DISTRIBUTION	09/23/2015	05/10/2023	1,106,930						1,106,930	1,106,930					
000000-00-0	57 Stars Global Opportunity 3 (Guardian) Series 3	Wilmington	DE	CAPITAL DISTRIBUTION	03/27/2017	05/23/2023	533,802						533,802	533,802					
000000-00-0	57 Stars Global Opportunity Fund 3 L.P.	Wilmington	DE	CAPITAL DISTRIBUTION	04/13/2011	04/04/2023	1,971,263						1,971,263	1,971,263					
000000-00-0	Adams Street Asia Fund 2020 LP	Wilmington	DE	CAPITAL DISTRIBUTION	01/25/2021	05/26/2023	835,007						835,007	835,007					
000000-00-0	Advantech Capital		CYM	CAPITAL DISTRIBUTION	11/20/2015	04/13/2023	96,091						96,091	96,091					
000000-00-0	Affinity Asia Pacific Fund V L.P.		CYM	CAPITAL DISTRIBUTION	11/17/2017	04/11/2023	42,851						42,851	42,851					
000000-00-0	Amulet Capital Fund II, L.P.	Wilmington	DE	CAPITAL DISTRIBUTION	03/31/2021	04/27/2023	42,080						42,080	42,080					
000000-00-0	ASF VII Infrastructure L.P.		DE	CAPITAL DISTRIBUTION	05/24/2017	05/16/2023	276,547						276,547	276,547					
000000-00-0	Battery Ventures XI Side Fund, L.P.	Wilmington	DE	CAPITAL DISTRIBUTION	02/16/2016	06/27/2023	421,829						421,829	421,829					
000000-00-0	Battery Ventures XI, L.P.	Wilmington	DE	CAPITAL DISTRIBUTION	02/16/2016	06/27/2023	283,819						283,819	283,819					
000000-00-0	Battery Ventures XII	Wilmington	DE	CAPITAL DISTRIBUTION	02/01/2018	04/30/2023	73,652						73,652	73,652					
000000-00-0	Battery Ventures XII Side Fund	Wilmington	DE	CAPITAL DISTRIBUTION	02/01/2018	04/30/2023	72,241						72,241	72,241					
000000-00-0	Black Diamond Capital Opportunity Fund V, L.P.	Wilmington	DE	CAPITAL DISTRIBUTION	10/29/2019	05/02/2023	253,177						253,177	253,177					
000000-00-0	CapStreet III, L.P.	Wilmington	DE	CAPITAL DISTRIBUTION	11/07/2008	05/02/2023	(2,093,756)						(2,093,756)	(2,093,756)					
000000-00-0	CCMP Capital Investors III, L.P.	Wilmington	DE	CAPITAL DISTRIBUTION	06/20/2013	04/04/2023	2,579,262						2,579,262	2,579,262					
000000-00-0	Chequers Capital XVII, L.P.		FRA	CAPITAL DISTRIBUTION	04/04/2017	06/02/2023	2,354,998						2,354,998	2,354,998					
000000-00-0	CID Capital Opportunity Fund II, L.P.	Wilmington	DE	CAPITAL DISTRIBUTION	08/16/2013	06/20/2023	948,475						948,475	948,475					
000000-00-0	EQT VI Fund		GGY	CAPITAL DISTRIBUTION	06/30/2011	05/15/2023	323						323	323					
000000-00-0	Equistone Partners Europe Fund VI, L.P.		LUX	CAPITAL DISTRIBUTION	02/01/2018	05/05/2023	36,806						36,806	36,806					
000000-00-0	Foundry Group Select Fund, L.P.	Wilmington	DE	CAPITAL DISTRIBUTION	07/19/2013	06/21/2023	226,767						226,767	226,767					
000000-00-0	Genstar Capital Partners IX, L.P.	Wilmington	DE	CAPITAL DISTRIBUTION	01/28/2019	05/16/2023	720,243						720,243	720,243					
000000-00-0	Global Infrastructure Partners II - A, L.P.	Wilmington	DE	CAPITAL DISTRIBUTION	06/29/2012	06/29/2023	124,138						124,138	124,138					
000000-00-0	Global Infrastructure Partners III A/B	Wilmington	DE	CAPITAL DISTRIBUTION	07/08/2016	04/27/2023	26,581						26,581	26,581					
000000-00-0	Global Infrastructure Partners IV, L.P.	Wilmington	DE	CAPITAL DISTRIBUTION	05/01/2019	05/22/2023	54,380						54,380	54,380					
000000-00-0	GrandBanks Capital Ventures II	Wilmington	DE	CAPITAL DISTRIBUTION	05/10/2008	05/09/2023	112,887						112,887	112,887					
000000-00-0	Green Equity Investors VI, L.P.	Wilmington	DE	CAPITAL DISTRIBUTION	12/15/2011	06/15/2023	65,015						65,015	65,015					
000000-00-0	GS Mezzanine Partners 2006, L.P.	Wilmington	DE	CAPITAL DISTRIBUTION	12/31/2006	06/28/2023	120,814	87,672				87,672	34,096	34,096		(86,718)	(86,718)		
000000-00-0	GSO Capital Opportunities Fund III	Wilmington	DE	CAPITAL DISTRIBUTION	06/17/2016	04/04/2023	5,937,649						5,937,649	5,937,649					
000000-00-0	GSO Energy Select Opportunities Fund II LP	Wilmington	DE	CAPITAL DISTRIBUTION	11/09/2018	04/05/2023	222,072						222,072	222,072					
000000-00-0	GTCR Fund XI/A & B	Wilmington	DE	CAPITAL DISTRIBUTION	11/18/2013	04/07/2023	1,133,385						1,133,385	1,133,385					
000000-00-0	Harbourvest Guardian Co-Investment Fund L.P.		DE	CAPITAL DISTRIBUTION	12/11/2015	05/18/2023	3,643,559						3,643,559	3,643,559					
000000-00-0	Harvest Fund IX, L.P.	Wilmington	DE	CAPITAL DISTRIBUTION	09/01/2021	05/25/2023	311,301						311,301	311,301					
000000-00-0	Harvest Partners VIII, L.P.	Wilmington	DE	CAPITAL DISTRIBUTION	11/16/2018	05/09/2023	1,698,345						1,698,345	1,698,345					
000000-00-0	HPS Mezzanine Partners 2019, L.P.	Wilmington	DE	CAPITAL DISTRIBUTION	06/21/2019	06/29/2023	973,636						973,636	973,636					
000000-00-0	HPS Mezzanine Partners III, L.P.	Wilmington	DE	CAPITAL DISTRIBUTION	07/11/2016	04/11/2023	981,855						981,855	981,855					
000000-00-0	Investindustrial Growth III SCSp		LUX	CAPITAL DISTRIBUTION	09/07/2022	05/03/2023	99,736						99,736	99,736					
000000-00-0	ISO Global Infrastructure Fund II, L.P.	Wilmington	DE	CAPITAL DISTRIBUTION	06/27/2017	05/23/2023	1,138,135						1,138,135	1,138,135					
000000-00-0	Kinderhook Capital Fund V, L.P.	Wilmington	DE	CAPITAL DISTRIBUTION	06/03/2016	05/08/2023	1,617,333						1,617,333	1,617,333					
000000-00-0	Kinderhook Capital Fund VI, L.P.	Wilmington	DE	CAPITAL DISTRIBUTION	01/08/2019	05/08/2023	2,073,141						2,073,141	2,073,141					
000000-00-0	Lime Rock Partners VIII, L.P.		CYM	CAPITAL DISTRIBUTION	10/31/2018	06/16/2023	56,636						56,636	56,636					
000000-00-0	Lovell Minnick Equity Partners V, LP	Wilmington	DE	CAPITAL DISTRIBUTION	11/16/2018	05/25/2023	891,219						891,219	891,219					

E03.3

STATEMENT AS OF JUNE 30, 2023 OF THE GUARDIAN LIFE INSURANCE COMPANY OF AMERICA

SCHEDULE BA - PART 3

Showing Other Long-Term Invested Assets **DISPOSED**, Transferred or Repaid During the Current Quarter

1 CUSIP Identification	2 Name or Description	3 Location		5 Name of Purchaser or Nature of Disposal	6 Date Originally Acquired	7 Disposal Date	8 Book/ Adjusted Carrying Value Less Encumbrances, Prior Year	9-14 Change in Book/Adjusted Carrying Value						15 Book/ Adjusted Carrying Value Less Encumbrances on Disposal	16 Consid-eration	17 Foreign Exchange Gain (Loss) on Disposal	18 Realized Gain (Loss) on Disposal	19 Total Gain (Loss) on Disposal	20 Invest-ment Income	
		3 City	4 State					9 Unrealized Valuation Increase (De-crease)	10 Current Year's (Depre-ciation) or (Amorti-zation)/ Accretion	11 Current Year's Other Than Temporary Impairment Recog-nized	12 Capital-ized Deferred Interest and Other	13 Total Change in Book/ Adjusted Carrying Value (9+10-11+12)	14 Total Foreign Exchange Change in Book/ Adjusted Carrying Value							
000000-00-0	MSouth Equity Partners II, L.P.	Wilmington	DE	CAPITAL DISTRIBUTION	10/15/2011	04/28/2023	962,894						962,894	962,894						
000000-00-0	NB Co-Investment Partners	Wilmington	DE	CAPITAL DISTRIBUTION	06/30/2006	06/30/2023	65,331						65,331	65,331						
000000-00-0	Pfingsten Partners IV	Wilmington	DE	CAPITAL DISTRIBUTION	12/31/2007	06/09/2023	(994,465)						(994,465)	(994,465)						
000000-00-0	Point 406 Ventures II, L.P.	Wilmington	DE	CAPITAL DISTRIBUTION	06/29/2012	04/20/2023	165,427						165,427	165,427						
000000-00-0	Primus Capital Fund VII, L.P.	Wilmington	DE	CAPITAL DISTRIBUTION	12/07/2012	06/07/2023	760,430						760,430	760,430						
000000-00-0	Prophet Equity, L.P.	Wilmington	DE	CAPITAL DISTRIBUTION	03/13/2009	06/27/2023	654,641						654,641	654,641						
000000-00-0	Redview Capital II L.P.	Wilmington	CY	CAPITAL DISTRIBUTION	03/29/2018	06/28/2023	105,483						105,483	105,483						
000000-00-0	StarVest Partners II, L.P.	Wilmington	DE	CAPITAL DISTRIBUTION	01/08/2008	05/31/2023	4,215,627	303,505				303,505	1,200,459	1,200,459		(3,015,168)	(3,015,168)			
000000-00-0	Stork SPV, L.P.	Wilmington	DE	CAPITAL DISTRIBUTION	01/06/2022	04/27/2023	70,317						70,317	70,317						
000000-00-0	Thompson Street Capital Partners V, L.P.	Wilmington	DE	CAPITAL DISTRIBUTION	04/02/2018	04/10/2023	1,386,801						1,386,801	1,386,801						
000000-00-0	Trident V, L.P.	Wilmington	CY	CAPITAL DISTRIBUTION	12/16/2010	04/18/2023	213,955						213,955	213,955						
000000-00-0	Trident VII, L.P.	Wilmington	DE	CAPITAL DISTRIBUTION	12/21/2016	05/08/2023	457,910						457,910	457,910						
000000-00-0	Trident VIII, L.P.	Wilmington	DE	CAPITAL DISTRIBUTION	04/16/2019	06/26/2023	3,042						3,042	3,042						
000000-00-0	Trivest Fund V LP	Wilmington	DE	CAPITAL DISTRIBUTION	09/20/2012	04/05/2023	1,671,362						1,671,362	1,671,362						
000000-00-0	Trivest Growth Investment Fund I	Wilmington	DE	CAPITAL DISTRIBUTION	07/01/2016	04/13/2023	506,125						506,125	506,125						
000000-00-0	TSG7 L.P. A	Wilmington	DE	CAPITAL DISTRIBUTION	11/20/2015	04/24/2023	219,312						219,312	219,312						
000000-00-0	Upfront V, L.P.	Wilmington	DE	CAPITAL DISTRIBUTION	12/23/2014	04/06/2023	524,774						524,774	524,774						
000000-00-0	Upfront VI, L.P.	Wilmington	DE	CAPITAL DISTRIBUTION	06/02/2017	04/06/2023	5,157						5,157	5,157						
000000-00-0	venBio Global Strategic Fund III, L.P.	Wilmington	DE	CAPITAL DISTRIBUTION	12/18/2019	05/19/2023	194,768						194,768	194,768						
000000-00-0	RCG Longview Equity Fund, LP	Wilmington	DE	CAPITAL DISTRIBUTION	07/18/2007	04/05/2023	454,498	424,231				424,231	31,150	31,150		883	883			
000000-00-0	High Street Value Fund I, L.P.	Wilmington	DE	CAPITAL DISTRIBUTION	06/26/2023	06/30/2023	12,659,850						12,659,850	12,659,850						
000000-00-0	Rockwood N Carolina SPE II LLC	Wilmington	DE	Various	12/31/2015	06/30/2023										(10,000)	(10,000)			
2599999. Joint Venture Interests - Other - Unaffiliated							56,367,459	815,408				815,408	52,842,225	52,842,225			(3,111,003)	(3,111,003)		
000000-00-0	Core Senior Lending Fund II Feeder, L.P. - Equity Tranche	Wilmington	DE	CAPITAL DISTRIBUTION	03/30/2022	06/30/2023	16,455,948						16,455,948	16,455,948						
5699999. Residual Tranches or Interests with Underlying Assets Having Characteristics of Other - Unaffiliated							16,455,948						16,455,948	16,455,948						
000000-00-0	Advantage Capital Solar I	Wilmington	DE	Advantage Capital Solar I	10/11/2017	06/30/2023	150,000						150,000	150,000						
000000-00-0	Blue Earth Solar (Geronimo)	Wilmington	DE	Blue Earth Solar (Geronimo)	10/26/2017	06/30/2023	237,655						237,655	237,655						
000000-00-0	Conway RG Solar, LLC (Greenbacker-Rockwell)	Wilmington	DE	Conway RG Solar, LLC (Greenbacker-Rockwell)	02/09/2018	06/30/2023	18,236						18,236	18,236						
000000-00-0	RG Plymouth Solar, LLC	Wilmington	DE	RG Plymouth Solar, LLC	05/30/2018	06/30/2023	135,542						135,542	135,542						
000000-00-0	USB RETC Fund 2018-11, LLC	Wilmington	DE	USB RETC Fund 2018-11, LLC	06/18/2018	06/30/2023	345,882						345,882	345,882						
000000-00-0	USB RETC Fund 2018-10, LLC	Wilmington	DE	USB RETC Fund 2018-10, LLC	07/26/2018	06/30/2023	184,133						184,133	184,133						
000000-00-0	RG Redlands Solar, LLC	Wilmington	DE	RG Redlands Solar, LLC	08/15/2018	06/30/2023	76,408						76,408	76,408						
000000-00-0	RG Waseco Solar, LLC	Wilmington	DE	RG Waseco Solar, LLC	09/20/2018	06/30/2023	93,108						93,108	93,108						
000000-00-0	RG Worcester Solar, LLC	Wilmington	DE	RG Worcester Solar, LLC	10/09/2018	06/30/2023	42,017						42,017	42,017						
000000-00-0	SkyHigh Sun, LLC	Wilmington	DE	SkyHigh Sun, LLC	10/15/2018	06/30/2023	24,938						24,938	24,938						
000000-00-0	Advantage Capital Solar II	Wilmington	DE	Advantage Capital Solar II	10/29/2018	06/30/2023	110,058						110,058	110,058						
000000-00-0	Fayetteville RG Solar (Panda/ReneSola)	Wilmington	DE	Fayetteville RG Solar (Panda/ReneSola)	11/05/2018	06/30/2023	81,815						81,815	81,815						
000000-00-0	RG Paiute Solar, LLC	Wilmington	DE	RG Paiute Solar, LLC	03/07/2019	06/30/2023	43,890						43,890	43,890						
000000-00-0	USB RETC Fund 2019-1 LLC	Wilmington	DE	USB RETC Fund 2019-1 LLC	04/25/2019	06/30/2023	178,707						178,707	178,707						
000000-00-0	RBC-VSF 26 Holding Company, LLC	Wilmington	DE	RBC-VSF 26 Holding Company, LLC	06/03/2019	06/30/2023	98,875						98,875	98,875						
000000-00-0	RG Roanoke Solar, LLC	Wilmington	DE	RG Roanoke Solar, LLC	06/27/2019	06/30/2023	75,886						75,886	75,886						
000000-00-0	Nittany Solar, LLC	Wilmington	DE	Nittany Solar, LLC	08/28/2019	06/30/2023	327,245						327,245	327,245						
000000-00-0	USB RETC Fund 2019-5, LLC	Wilmington	DE	USB RETC Fund 2019-5, LLC	11/04/2019	06/30/2023	164,674						164,674	164,674						
000000-00-0	RG Mankato Solar, LLC	Wilmington	DE	RG Mankato Solar, LLC	04/15/2020	06/30/2023	90,732						90,732	90,732						
000000-00-0	USB RETC Fund 2021-3, LLC	Wilmington	DE	USB RETC Fund 2021-3, LLC	03/26/2021	06/30/2023	134,378						134,378	134,378						
000000-00-0	RG Haberdasher Solar LLC	Wilmington	DE	RG Haberdasher Solar LLC	04/15/2021	06/30/2023	65,293						65,293	65,293						
000000-00-0	USB RETC Fund 2022-6, LLC	Wilmington	DE	USB RETC Fund 2022-6, LLC	01/28/2022	06/30/2023	102,469						102,469	102,469						
5899999. Any Other Class of Assets - Unaffiliated							2,781,941						2,781,941	2,781,941						
000000-00-0	Park Avenue Securities, LLC	WILMINGTON	DE	Park Avenue Securities, LLC	12/31/2019	06/30/2023	2,210,803						2,210,803	15,000,000			12,789,197	12,789,197		
5999999. Any Other Class of Assets - Affiliated							2,210,803						2,210,803	15,000,000			12,789,197	12,789,197		
6099999. Total - Unaffiliated							73,560,436	815,408				815,408	70,035,202	70,035,202			(3,111,003)	(3,111,003)		
6199999. Total - Affiliated							10,437,317						10,437,317	23,226,514	12,789,197			12,789,197	12,789,197	
6299999 - Totals							83,997,753	815,408					815,408	80,472,519	93,261,716			9,678,194	9,678,194	

E03.4

STATEMENT AS OF JUNE 30, 2023 OF THE GUARDIAN LIFE INSURANCE COMPANY OF AMERICA

SCHEDULE D - PART 3

Show All Long-Term Bonds and Stock Acquired During the Current Quarter

1	2	3	4	5	6	7	8	9	10
CUSIP Identification	Description	Foreign	Date Acquired	Name of Vendor	Number of Shares of Stock	Actual Cost	Par Value	Paid for Accrued Interest and Dividends	NAIC Designation, NAIC Designation Modifier and SVO Administrative Symbol
168863-EA-2	REPUBLIC OF CHILE GOVT NATIONAL 5.330% 01/05/54	D	06/29/2023	ALLIANCE BERNSTEIN		2,117,547	2,125,000		1.F FE
698299-BT-0	REPUBLIC OF PANAMA GOVT NATIONAL 6.400% 02/14/35	D	04/27/2023	ALLIANCE BERNSTEIN		2,125,575	2,010,000	27,006	2.B FE
BN7443-52-4	SAUDI INTERNATIONAL BOND GOVT NATIONAL 3.450% 02/02/61	D	05/22/2023	ALLIANCE BERNSTEIN		1,745,700	2,530,000	27,155	1.E FE
0309999999	Subtotal - Bonds - All Other Governments					5,988,822	6,665,000	54,161	XXX
03464P-AA-5	Angel Oak Mortgage Trust SERIES 20222 CLASS A1 3.353% 01/25/67		06/13/2023	BANK OF AMERICA		6,166,848	6,875,928	8,966	1.A FE
03465J-AA-8	Angel Oak Mortgage Trust SERIES 20216 CLASS A1 1.458% 09/25/66		06/21/2023	BANK OF AMERICA		5,395,939	6,780,682	6,042	1.A FE
037833-BZ-2	APPLE COMPUTER INC BASIC 2.450% 08/04/26		06/01/2023	CITICORP SECURITIES		9,500,200	10,000,000	82,347	1.B FE
037833-DN-7	APPLE COMPUTER INC BASIC 2.050% 09/11/26		05/30/2023	CITICORP SECURITIES		4,654,550	5,000,000	22,778	1.B FE
03835V-AJ-5	APTIV PLC BASIC 3.100% 12/01/51		05/30/2023	CITICORP SECURITIES		7,837,700	13,000,000		2.B FE
04651L-30-5	AT&T MOBILITY II LLC AT&T MOBILITY II LLC 6.800% 06/15/28		06/13/2023	APOLLO		25,000,000	25,000,000		2.B Z
05366D-AA-6	AVIATION CAPITAL GROUP BASIC 6.375% 07/15/30		06/13/2023	Various		20,746,650	21,000,000		2.C FE
053773-BF-3	AVIS RENT A CAR INC BASIC 5.375% 03/01/29		04/20/2023	MORGAN STANLEY		1,807,500	2,000,000	15,826	4.A FE
054561-AM-7	AXA EQUITABLE HOLDINGS I 5% Due 4/20/2048 AO 5.000% 04/20/48		05/25/2023	GOLDMAN SACHS		9,556,500	11,500,000	63,889	2.A FE
055988-AH-2	BMO Mortgage Trust SERIES 2023C5 CLASS AS 6.162% 06/15/56		05/24/2023	BMO CAPITAL MARKETS		10,299,953	10,000,000	34,233	1.A FE
06051G-JF-7	BAFC 2004-2 BASIC 1.898% 07/23/31		05/25/2023	GOLDMAN SACHS		3,533,985	4,500,000	30,131	1.G FE
06051G-JL-4	BAFC 2004-2 BASIC 1.922% 10/24/31		05/30/2023	J.P. MORGAN		9,493,440	12,000,000	23,705	1.G FE
06211C-AP-0	BANK5 2023-5YR2 SERIES 20235YR2 CLASS AS 7.379% 06/15/28		06/29/2023	MORGAN STANLEY		5,149,927	5,000,000	20,248	1.A FE
07336D-BA-8	BARCLAYS COMMERCIAL MORTGAGE S SERIES 2023C20 CLASS AS 5.973% 07/15/56		06/21/2023	BARCLAYS		8,239,658	8,000,000	13,273	1.A FE
07556Q-BR-5	BEAZER HOMES USA BASIC 5.875% 10/15/27		05/17/2023	GOLDMAN SACHS		2,328,125	2,500,000	13,872	4.B FE
08163T-AC-6	Benchmark Mortgage Trust SERIES 2023V2 CLASS A3 5.812% 06/15/50		05/09/2023	CITICORP SECURITIES		10,299,990	10,000,000	38,745	1.A FE
081925-BA-6	Benchmark Mortgage Trust SERIES 2023B39 CLASS AS 6.250% 07/15/55		06/28/2023	CITICORP SECURITIES		9,269,997	9,000,000	26,561	1.A FE
084664-CZ-2	BERKSHIRE HATHAWAY FIN BASIC 2.300% 03/15/27		05/25/2023	GOLDMAN SACHS		1,412,940	1,500,000	7,188	1.C FE
09779F-AB-2	BONAACORD CAPITAL PARTNERS BONAACORD CAPITAL PARTNERS IH 7.500% 07/31/43		06/21/2023	GOLDMAN SACHS		6,500,000	6,500,000		1.G Z
09779F-AB-4	BONAACORD CAPITAL PARTNERS BONAACORD CAPITAL PARTNERS IH 7.500% 07/31/43		06/21/2023	GOLDMAN SACHS		13,500,000	13,500,000		1.G Z
12655T-BP-3	COMM MORTGAGE TRUST SERIES 2019C44 CLASS AM 3.263% 08/15/57		05/25/2023	BARCLAYS		5,988,546	7,017,934	18,447	1.A
12663Q-AC-9	CVR PARTNERS/CVR NITROGE BASIC 6.125% 06/15/28		05/23/2023	JEFFERIES & COMPANY INC.		1,017,750	1,150,000	31,306	4.A FE
143658-BR-2	CARNIVAL CORP - CL A BASIC 6.000% 05/01/29		06/01/2023	WELLS FARGO SECURITIES LLC		1,535,500	1,850,000	10,483	4.C FE
14366R-AA-7	CARNIVAL HLDGS BM LTD BASIC 10.375% 05/01/28		05/02/2023	Various		3,646,275	3,400,000	103,822	4.B FE
16115Q-AF-7	CHART INDUSTRIES INC BASIC 7.500% 01/01/30		05/17/2023	Various		5,117,160	5,000,000	131,250	4.A FE
172441-BD-8	CINEMARK USA INC BASIC 5.875% 03/15/26		05/02/2023	BANK OF AMERICA		1,902,500	2,000,000	15,993	4.B FE
17291N-AA-9	CITIGROUP COMMERCIAL MORTGAGE SERIES 2023SMRT CLASS A 6.015% 06/10/28		05/10/2023	CITICORP SECURITIES		10,300,000	10,000,000	38,427	1.A FE
18912U-AA-0	CLOUD SOFTWARE GRP INC BASIC 9.000% 09/30/29		04/04/2023	GOLDMAN SACHS		1,185,000	1,500,000		5.B FE
19416M-AB-5	PERMIAN RESOURC OPTG LLC BASIC 5.875% 07/01/29		05/23/2023	Various		6,321,599	6,650,000	125,113	4.B FE
19685G-AA-4	COLT Funding LLC SERIES 2022A CLASS A1 4.301% 03/25/67		06/06/2023	J.P. MORGAN		8,075,178	8,400,706	7,026	1.A FE
20826F-BE-5	CONOCOPHILLIPS COMPANY BASIC 5.300% 05/15/53		05/15/2023	STIFEL NICOLAUS		3,985,760	4,000,000		1.F FE
21867*-AE-8	CORE LABORATORIES (US) INTERES CORE LABORATORIES (US) INTERES 7.250% 06/28/28		04/06/2023	BANK OF AMERICA		5,000,000	5,000,000		3.B Z
21867*-AF-5	CORE LABORATORIES (US) INTERES CORE LABORATORIES (US) INTERES 7.500% 06/28/30		04/06/2023	BANK OF AMERICA		10,000,000	10,000,000		3.B Z
21871X-AD-1	COREBRIDGE FINANCIAL INC BASIC 3.650% 04/05/27		05/31/2023	Tax Free Exchange		2,996,705	3,000,000	17,033	2.A FE
21871X-AH-2	COREBRIDGE FINANCIAL INC BASIC 3.900% 04/05/32		05/31/2023	Tax Free Exchange		10,485,965	10,500,000	63,700	2.A FE
21871X-AM-1	COREBRIDGE FINANCIAL INC BASIC 4.400% 04/05/52		05/31/2023	Tax Free Exchange		1,199,800	1,200,000	8,213	2.A FE
22547*-AA-8	HPS CV VII Fund Prvt HPS CV VII Fund Prvt 9.545% 09/21/32		04/17/2023	DIRECT - 1		1,956,041	1,956,041		3.A FE
23284B-AA-2	CyrusOne Data Centers Issuer I SERIES 20231A CLASS A2 4.300% 04/20/48		04/19/2023	BARCLAYS		21,631,207	24,000,000		1.G FE
25755T-AH-3	DPABS 2012-1A SERIES 20171A CLASS A23 4.118% 07/25/47		05/31/2023	Various		11,233,875	12,009,563	50,829	2.A FE
286857-G*-2	ELIZABETHTOWN GAS ELIZABETHTOWN GAS 5.210% 06/01/33		04/27/2023	PNC CAPITAL		10,000,000	10,000,000		1.G Z
286857-G*-0	ELIZABETHTOWN GAS ELIZABETHTOWN GAS 5.310% 06/01/35		04/27/2023	PNC CAPITAL		3,000,000	3,000,000		1.G Z
29273R-BL-2	ENERGY TRANSFER PARTNERS LP BASIC 5.300% 04/15/47		05/25/2023	GOLDMAN SACHS		7,512,300	9,000,000	59,625	2.C FE
30231G-BD-3	EXXON MOBIL CORP BASIC 2.275% 08/16/26		05/25/2023	GOLDMAN SACHS		9,336,800	10,000,000	65,722	1.D FE
345370-DB-3	FORD MOTOR COMPANY BASIC 6.100% 08/19/32		05/04/2023	MARKET AXESS		237,628	250,000	3,347	3.A FE

E04

STATEMENT AS OF JUNE 30, 2023 OF THE GUARDIAN LIFE INSURANCE COMPANY OF AMERICA

SCHEDULE D - PART 3

Show All Long-Term Bonds and Stock Acquired During the Current Quarter

1	2	3	4	5	6	7	8	9	10
CUSIP Identification	Description	Foreign	Date Acquired	Name of Vendor	Number of Shares of Stock	Actual Cost	Par Value	Paid for Accrued Interest and Dividends	NAIC Designation, NAIC Designation Modifier and SVO Administrative Symbol
35086@-AC-5	FOUR CORNERS OPERATING PARTNER FOUR CORNERS OPERATING PARTNER 4.630% 12/20/26		06/01/2023	Tax Free Exchange		4,000,000	4,000,000	3,087	2.B FE
377320-AA-4	GLATFELTER BASIC 4.750% 11/15/29		04/14/2023	MARKET AXESS		750,000		15,141	5.B FE
382550-BR-1	GOODYEAR TIRE & RUBBER CORP BASIC 5.250% 07/15/31		04/12/2023	UBS WARBURG CONVERTIBLES		1,720,000	2,000,000	25,958	3.C FE
40488*-AA-5	HPS STRATEGIC INVESTMENT PART STRATEGIC INVEST V SENIOR 9.742% 12/05/32		06/22/2023	DIRECT - 1		8,443,330	8,443,330		3.B FE
40488*-AB-3	HPS STRATEGIC INVESTMENT PART STRATEGIC INVEST V JUNIOR 10.992% 12/05/32		06/22/2023	DIRECT - 1		4,289,072	4,289,072		3.C FE
43324@-AD-9	HINES GLOBAL REAL ESTATE HLDGS HINES GLOBAL REAL ESTATE HLDGS 6.370% 06/21/30		06/02/2023	J.P. MORGAN		10,000,000	10,000,000		1.G Z
43324@-AE-7	HINES GLOBAL REAL ESTATE HLDGS HINES GLOBAL REAL ESTATE HLDGS 6.400% 06/21/33		06/02/2023	J.P. MORGAN		10,000,000	10,000,000		1.F PL
43324@-AF-4	HINES GLOBAL REAL ESTATE HLDGS HINES GLOBAL REAL ESTATE HLDGS 6.550% 06/21/35		06/02/2023	J.P. MORGAN		10,000,000	10,000,000		1.G Z
43324@-AG-2	HINES GLOBAL REAL ESTATE HLDGS HINES GLOBAL REAL ESTATE HLDGS 6.700% 06/21/38		06/02/2023	J.P. MORGAN		5,000,000	5,000,000		1.G Z
44644M-AF-8	HUNTINGTON NATIONAL BANK BASIC 4.552% 05/17/28		05/25/2023	GOLDMAN SACHS		9,724,575	10,500,000	17,260	1.G FE
44644M-AJ-0	HUNTINGTON NATIONAL BANK BASIC 5.650% 01/10/30		05/25/2023	GOLDMAN SACHS		4,748,900	5,000,000	150,667	1.G FE
44891A-CH-8	HYUNDAI CAPITAL AMERICA BASIC 5.680% 06/26/28		06/21/2023	CITICORP SECURITIES		6,981,940	7,000,000		2.A FE
45074J-AA-2	ITT HOLDINGS LLC BASIC 6.500% 08/01/29		06/05/2023	Various		4,185,055	5,094,000	101,268	4.B FE
463556-A@-9	IROUOIS GAS TRANSMISSION SYST IROUOIS GAS TRANSMISSION SYST 4.120% 05/09/34		04/20/2023	THE SEAPORT GROUP		844,990	1,000,000	15,908	2.A
49177J-AN-2	KENVUE INC BASIC 5.050% 03/22/53		05/17/2023	J.P. MORGAN		4,004,000	4,000,000	31,983	1.F FE
494550-BU-9	KINDER MORGAN ENERGY PART LP BASIC 5.500% 03/01/44		05/25/2023	GOLDMAN SACHS		4,429,000	5,000,000	67,986	2.B FE
49456B-AJ-0	KINDER MORGAN INC 5.05% Due 2/15/2046 FA15 5.050% 02/15/46		05/25/2023	GOLDMAN SACHS		9,161,240	11,000,000	162,021	2.B FE
50167*-AA-2	LA CHARGERS HEADQUARTERS TR LA CHARGERS HEADQUARTERS TR 4.020% 06/15/54		06/15/2023	COASTAL SECURITIES, INC.		4,140,349	4,140,349		2.C
53190F-AA-3	LIFE TIME INC BASIC 5.750% 01/15/26		05/23/2023	MARKET AXESS		1,951,270	2,000,000	41,368	4.B FE
552953-CF-6	MGM MIRAGE MGM INC BASIC 5.500% 04/15/27		04/20/2023	PARIBAS SECURITIES		1,935,000	2,000,000	2,750	4.A FE
55376C-AR-4	MSWF Comm Mtge Tr SERIES 20231 CLASS AS 6.105% 05/15/33		05/19/2023	MORGAN STANLEY		7,209,591	7,000,000	28,929	1.A FE
55376C-AW-3	MSWF Comm Mtge Tr SERIES 20231 CLASS B 6.906% 05/15/33		05/19/2023	MORGAN STANLEY		3,067,689	3,000,000	13,811	1.D FE
55903V-BA-0	MAGALLANES INC BASIC 3.755% 03/15/27		05/04/2023	Tax Free Exchange		14,894,612	15,000,000	76,665	2.C FE
55903V-BD-4	MAGALLANES INC BASIC 5.050% 03/15/42		05/01/2023	Tax Free Exchange		3,000,000	3,000,000	19,358	2.C FE
55903V-BE-2	MAGALLANES INC BASIC 5.141% 03/15/52		05/01/2023	Tax Free Exchange		16,000,000	16,000,000	105,105	2.C FE
565849-AE-6	MARATHON OIL 6.6% Due 10/1/2037 A01 6.600% 10/01/37		05/25/2023	GOLDMAN SACHS		9,396,735	9,500,000	102,758	2.C FE
57708@-AA-9	MATTERHORN EXPRESS PIPELINE MATTERHORN EXPRESS PIPELINE 5.630% 06/30/34		06/15/2023	SMBC NIKKO SECURITIES		13,680,000	13,680,000		2.C PL
594918-BR-4	MICROSOFT CORP BASIC 2.400% 08/08/26		05/30/2023	GOLDMAN SACHS		9,477,000	10,000,000	75,333	1.A FE
594918-BY-9	MICROSOFT CORP 3.300% 02/06/27		05/30/2023	MORGAN STANLEY		4,882,950	5,000,000	52,708	1.A FE
61747Y-ED-3	MORGAN STANLEY BASIC 2.239% 07/21/32		05/30/2023	J.P. MORGAN		3,189,240	4,000,000	32,341	1.E FE
61772B-AB-9	MORGAN STANLEY BASIC 1.593% 05/04/27		05/30/2023	MORGAN STANLEY		7,635,890	8,500,000	10,155	1.E FE
64083Y-AA-9	NESCO HOLDINGS II INC BASIC 5.500% 04/15/29		05/17/2023	BANK OF AMERICA		1,800,000	2,000,000	10,389	4.C FE
65342*-AA-8	NEXUS GAS TRANSMISSION NEXUS GAS TRANSMISSION 5.360% 05/01/28		04/06/2023	CITICORP SECURITIES		4,000,000	4,000,000		2.B PL
65342*-AB-6	NEXUS GAS TRANSMISSION NEXUS GAS TRANSMISSION 5.480% 05/01/30		04/06/2023	CITICORP SECURITIES		5,000,000	5,000,000		2.B PL
65342*-AC-4	NEXUS GAS TRANSMISSION NEXUS GAS TRANSMISSION 5.890% 05/01/35		04/06/2023	CITICORP SECURITIES		3,000,000	3,000,000		2.B PL
668074-J*-9	NORTHWESTERN CORP NORTHWESTERN CORP MT 5.570% 03/30/33		05/01/2023	CIBC WORLD MARKETS		20,000,000	20,000,000		1.G Z
682680-AV-5	ONEOK INC BASIC 5.200% 07/15/48		05/25/2023	GOLDMAN SACHS		9,461,740	11,500,000	224,250	2.B FE
69007T-AE-4	OUTFRONT MEDIA CAP LLC/C BASIC 4.250% 01/15/29		04/14/2023	MARKET AXESS		1,601,625	1,875,000	20,586	4.B FE
742718-ER-6	PROCTOR & GAMBLE CO. BASIC 2.450% 11/03/26		05/25/2023	GOLDMAN SACHS		9,397,600	10,000,000	18,375	1.D FE
744448-CY-5	PUBLIC SERVICE CO OF COLO BASIC 5.250% 04/01/53		06/14/2023	BARCLAYS		3,456,075	3,500,000	37,260	1.E FE
78454L-AL-4	SM ENERGY CO BASIC 5.625% 06/01/25		04/13/2023	IMPERIAL CAPITAL		2,475,000	2,500,000	53,125	3.C FE
80386W-AF-2	SASOL FINANCING USA LLC BASIC 8.750% 05/03/29		04/26/2023	ALLIANCE BERNSTEIN		1,417,000	1,417,000		3.B FE
808513-BG-9	SCHWAB, CHARLES CORP BASIC 1.650% 03/11/31		05/25/2023	GOLDMAN SACHS		4,512,900	6,000,000	21,725	1.F FE
808513-BT-1	SCHWAB, CHARLES CORP BASIC 1.950% 12/01/31		05/25/2023	GOLDMAN SACHS		9,389,875	12,500,000	121,198	1.F FE
80874Y-BC-3	SCIENTIFIC GAMES INTERNA BASIC 7.000% 05/15/28		06/26/2023	Various		10,777,570	10,776,000	309,188	4.C FE
810186-AW-6	SCOTTS COMPANY BASIC 4.375% 02/01/32		05/04/2023	Various		1,133,998	1,375,000	13,171	4.B FE
810186-AX-4	SCOTTS COMPANY BASIC 4.000% 04/01/31		05/04/2023	Various		1,733,688	2,125,000	8,319	4.B FE
82967N-BC-1	SIRIUS XM RADIO INC BASIC 5.500% 07/01/29		04/21/2023	Various		1,786,340	2,000,000	34,681	3.C FE

STATEMENT AS OF JUNE 30, 2023 OF THE GUARDIAN LIFE INSURANCE COMPANY OF AMERICA

SCHEDULE D - PART 3

Show All Long-Term Bonds and Stock Acquired During the Current Quarter

1	2	3	4	5	6	7	8	9	10
CUSIP Identification	Description	Foreign	Date Acquired	Name of Vendor	Number of Shares of Stock	Actual Cost	Par Value	Paid for Accrued Interest and Dividends	NAIC Designation, NAIC Designation Modifier and SVO Administrative Symbol
82967N-BM-9	SIRIUS XM RADIO INC BASIC 3.875% 09/01/31		04/11/2023	J.P. MORGAN		1,557,500	2,000,000	9,042	3.C FE
84265V-AA-3	SOUTHERN COPPER CORP BASIC 7.500% 07/27/35		05/01/2023	ALLIANCE BERNSTEIN		4,521,600	3,840,000	76,800	2.A FE
857691-AG-4	STATION CASINOS LLC BASIC 4.500% 02/15/28		05/02/2023	MARKET AXESS		1,374,313	1,500,000	14,813	4.C FE
87612G-AB-7	TARGA RESOURCES CORP BASIC 4.950% 04/15/52		05/25/2023	GOLDMAN SACHS		9,359,880	12,000,000	74,250	2.C FE
88632Q-AE-3	CLOUD SOFTWARE GRP HOLDG BASIC 6.500% 03/31/29		04/03/2023	GOLDMAN SACHS		2,662,500	3,000,000	2,708	4.B FE
89236T-JK-2	TOYOTA MOTOR CREDIT CORP BASIC 1.125% 06/18/26		05/30/2023	BANK OF AMERICA		5,389,800	6,000,000	30,563	1.E FE
902104-AC-2	I1-VI INC BASIC 5.000% 12/15/29		04/05/2023	MARKET AXESS		1,835,350	2,000,000	31,944	4.A FE
90353T-AC-4	UBER TECHNOLOGIES INC BASIC 8.000% 11/01/26		04/12/2023	Various		3,067,271	3,000,000	108,667	4.B FE
911312-CA-2	UNITED PARCEL SERVICE CL B BASIC 5.050% 03/03/53		04/11/2023	JEFFERIES & COMPANY INC.		1,033,640	1,000,000	6,453	1.F FE
931142-EM-1	WAL-MART STORES BASIC 3.050% 07/08/26		05/25/2023	GOLDMAN SACHS		9,154,770	9,500,000	114,290	1.C FE
931142-ER-0	WAL-MART STORES BASIC 1.050% 09/17/26		05/30/2023	MORGAN STANLEY		4,498,700	5,000,000	10,792	1.C FE
958667-AA-5	WESTERN MIDSTREAM OPERAT BASIC 5.500% 02/01/50		05/25/2023	GOLDMAN SACHS		9,159,405	11,500,000	209,076	2.C FE
LX2038-93-8	LIGHT & WONDER SCIENTIFIC GAMES INTL 1L S+300 04/07/29		05/16/2023	J.P. MORGAN		4,968,750	5,000,000		3.C FE
008911-BK-4	AIR CANADA 008911BK4 3.875% 08/15/26	A.	04/14/2023	MARKET AXESS		1,834,625	2,000,000	12,981	3.B FE
097751-BT-7	BOMBARDIER INC BASIC 7.875% 04/15/27	A.	04/27/2023	Various		6,011,250	6,000,000	127,969	4.B FE
13648T-AD-9	CANADIAN PACIFIC RAILWAY BASIC 4.300% 05/15/43		04/19/2023	Tax Free Exchange		14,777,865	12,500,000		2.B FE
53278L-BH-3	LINAMAR CORPORATION LINAMAR CORPORATION 5.960% 06/30/33	B.	05/26/2023	BANK OF AMERICA		22,811,940	22,811,940		2.B Z
00388W-AM-3	ABU DHABI NATIONAL ENERG BASIC 4.696% 04/24/33	D.	04/17/2023	ALLIANCE BERNSTEIN		1,200,000	1,200,000		1.D FE
00774M-AY-1	AERCAP IRELAND CAP/GLOBA BASIC 3.400% 10/29/33	D.	05/25/2023	GOLDMAN SACHS		4,691,040	6,000,000	17,567	2.B FE
00774M-AZ-8	AERCAP IRELAND CAP/GLOBA BASIC 3.850% 10/29/41	D.	05/25/2023	GOLDMAN SACHS		9,225,000	12,500,000	41,441	2.B FE
05401A-AS-0	AVOLON HOLDINGS FMDG LTD BASIC 6.375% 05/04/28	D.	05/01/2023	J.P. MORGAN		14,843,250	15,000,000		2.C FE
06237M-AA-1	BANK GOSPODARSTWA KRAJOW AGENCY DEBENTURES 5.375% 05/22/33	D.	05/18/2023	ALLIANCE BERNSTEIN		975,606	977,000		1.F FE
06738E-BV-6	BARCLAYS PLC BASIC 2.894% 11/24/32	D.	05/25/2023	GOLDMAN SACHS		1,560,600	2,000,000	965	2.A FE
06738E-BW-4	BARCLAYS PLC BASIC 3.330% 11/24/42	D.	05/25/2023	GOLDMAN SACHS		9,278,010	13,500,000	7,493	2.A FE
12570F-AA-9	CK HUTCHISON INTL 23 BASIC 4.750% 04/21/28	D.	04/18/2023	ALLIANCE BERNSTEIN		1,756,445	1,760,000		1.F FE
251526-CD-9	DEUTSCHE BANK NY BASIC 3.547% 09/18/31	D.	05/25/2023	GOLDMAN SACHS		4,524,300	5,500,000	39,017	2.A FE
251526-CK-3	DEUTSCHE BANK NY BASIC 3.035% 05/28/32	D.	05/25/2023	GOLDMAN SACHS		9,391,680	12,000,000	2,023	2.A FE
279158-AT-6	ECOPETROL SA BASIC 8.625% 01/19/29	D.	06/28/2023	ALLIANCE BERNSTEIN		1,354,232	1,354,000		3.A FE
29660N-AB-5	STADIUM FUNDING TRUST FC BARCA STADIUM FUNDING TRUST FC BARCA 6.980% 06/30/30	D.	05/30/2023	GOLDMAN SACHS		10,000,000	10,000,000		2.B PL
460599-AE-3	INTERNATIONAL GAME TECH BASIC 5.250% 01/15/29	D.	04/21/2023	MARKET AXESS		1,923,240	2,000,000	29,021	3.A FE
55817H-AQ-2	Madison Park Funding Ltd SERIES 202262A CLASS BR 7.628% 07/17/36	D.	06/27/2023	J.P. MORGAN		10,000,000	10,000,000		1.C Z
55817H-AS-8	Madison Park Funding Ltd SERIES 202262A CLASS CR 8.028% 07/17/36	D.	06/27/2023	J.P. MORGAN		5,000,000	5,000,000		1.F Z
55977Y-AA-6	MAGYAR EXPORT-IMPORT BAN AGENCY DEBENTURES 6.125% 12/04/27	D.	04/27/2023	ALLIANCE BERNSTEIN		2,068,095	2,076,000		2.C FE
67577M-AN-3	Octagon Investment Partner 45 SERIES 20191A CLASS A1R 6.368% 04/15/35	D.	06/27/2023	BANK OF AMERICA		9,980,700	10,200,000	130,849	1.A FE
69379V-AA-7	PERTAMINA GEOTHERMAL ENE BASIC 5.150% 04/27/28	D.	04/20/2023	ALLIANCE BERNSTEIN		200,000	200,000		2.C FE
69915N-AA-6	Parallel Ltd SERIES 20231A CLASS A1 7.268% 07/20/36	D.	06/09/2023	J.P. MORGAN		20,000,000	20,000,000		1.A FE
69915N-AB-4	Parallel Ltd SERIES 20231A CLASS A2 7.968% 07/20/36	D.	06/09/2023	J.P. MORGAN		5,000,000	5,000,000		1.C FE
74947L-AD-6	REC LTD BASIC 5.625% 04/11/28	D.	04/03/2023	ALLIANCE BERNSTEIN		853,752	855,000		2.C FE
780153-BT-8	ROYAL CARIBBEAN CRUISES BASIC 7.250% 01/15/30	D.	05/04/2023	Various		7,448,000	7,400,000	114,510	4.B FE
78448T-AH-5	SNBC AVIATION CAPITAL FI BASIC 5.450% 05/03/28	D.	04/26/2023	Various		9,992,580	10,000,000		2.A FE
822582-BT-8	SHELL INTERNATIONAL FIN BASIC 2.875% 05/10/26	D.	05/30/2023	DEUTSCHE BANK		3,346,245	3,500,000	5,870	1.D FE
87938W-AU-7	TELEFONICA EMISIONES SAU 5.213% 03/08/47	D.	05/25/2023	GOLDMAN SACHS		4,574,460	5,500,000	65,307	2.C FE
87938W-AW-3	TELEFONICA EMISIONES SAU BASIC 4.895% 03/06/48	D.	05/25/2023	GOLDMAN SACHS		9,501,240	12,000,000	137,060	2.C FE
902613-AY-4	UBS GROUP AG BASIC 4.875% 05/15/45	D.	06/12/2023	Tax Free Exchange		15,320,663	12,000,000	43,875	1.G FE
902613-BB-3	UBS GROUP AG BASIC 4.550% 04/17/26	D.	06/12/2023	Tax Free Exchange		41,171,147	40,500,000	276,413	1.G FE
92682R-AA-0	VIKING OCEAN CRUISES SHI BASIC 5.625% 02/15/29	D.	05/30/2023	WELLS FARGO SECURITIES LLC		5,456,000	6,244,000	103,182	4.A FE
AG0531-23-0	STADIUM FUNDING TRUST FC BARCA STADIUM FUNDING TRUST FC BARCA 6.610% 06/30/43	B.	05/31/2023	GOLDMAN SACHS		26,722,500	26,722,500		2.B Z
AP6976-88-4	FALABELLA SA BASIC 3.750% 10/30/27	D.	05/17/2023	ALLIANCE BERNSTEIN		467,433	527,000	1,022	2.C FE
AR5596-90-3	UPL CORP LTD BASIC 4.500% 03/08/28	D.	05/11/2023	ALLIANCE BERNSTEIN		2,159,636	2,360,000	19,765	3.A FE
AZ3417-07-0	ADANI PORTS AND SPECIAL BASIC 4.375% 07/03/29	D.	04/11/2023	ALLIANCE BERNSTEIN		389,620	506,000	6,149	2.C FE
BM0296-17-8	FOXCONN FAR EAST LTD BASIC 2.500% 10/28/30	D.	04/21/2023	ALLIANCE BERNSTEIN		1,017,433	1,200,000	14,750	1.G FE
BN3611-65-2	SK HYNIX INC BASIC 2.375% 01/19/31	D.	05/23/2023	ALLIANCE BERNSTEIN		1,490,536	1,960,000	15,674	2.C FE
BN5536-09-7	MARB BONDCO PLC BASIC 3.950% 01/29/31	D.	04/14/2023	ALLIANCE BERNSTEIN		474,728	631,000	5,266	3.A FE
BN7410-03-6	ADANI PORTS AND SPECIAL BASIC 3.100% 02/02/31	D.	04/11/2023	ALLIANCE BERNSTEIN		476,840	728,000	4,451	2.C FE

E04.2

STATEMENT AS OF JUNE 30, 2023 OF THE GUARDIAN LIFE INSURANCE COMPANY OF AMERICA

SCHEDULE D - PART 3

Show All Long-Term Bonds and Stock Acquired During the Current Quarter

1	2	3	4	5	6	7	8	9	10
CUSIP Identification	Description	Foreign	Date Acquired	Name of Vendor	Number of Shares of Stock	Actual Cost	Par Value	Paid for Accrued Interest and Dividends	NAIC Designation, NAIC Designation Modifier and SVO Administrative Symbol
BP4387-50-5	ORBIA ADVANCE CORP SAB BASIC 2.875% 05/11/31	D	04/26/2023	ALLIANCE BERNSTEIN		545,211	672,000	8,802	2.C FE
BP9085-44-3	CSN RESOURCES SA BASIC 4.625% 06/10/31	D	04/14/2023	ALLIANCE BERNSTEIN		483,140	630,000	10,329	3.B FE
B06509-14-6	ADANI PORTS AND SPECIAL BASIC 3.828% 02/02/32	D	04/12/2023	ALLIANCE BERNSTEIN		403,480	616,000	4,695	2.C FE
BR9290-26-2	FALABELLA SA BASIC 3.375% 01/15/32	D	05/12/2023	ALLIANCE BERNSTEIN		466,150	600,000	6,713	2.C FE
BV7720-61-8	FREEPOR INDONESIA PT BASIC 5.315% 04/14/32	D	06/09/2023	ALLIANCE BERNSTEIN		1,729,750	1,850,000	16,115	2.C FE
G0566*-AE-9	ARQIVA PP FINANCING PLC ARQIVA PP FINANCING PLC 6.240% 06/30/31	D	06/06/2023	HSBC SECURITIES INC.		25,000,000	25,000,000		2.A FE
G2530*-AA-2	HPS CSL II Fund Prvt HPS CSL II Fund Prvt Senior 8.242% 12/02/33	C	06/15/2023	DIRECT - 1		24,642,233	24,642,233		2.B PL
G2530*-AB-0	HPS CSL II Fund Prvt HPS CSL II Fund Prvt Junior 9.742% 12/02/33	C	06/15/2023	DIRECT - 1		12,321,116	12,321,116		2.C PL
G3301*-AK-9	FIL LIMITED FIL LIMITED 6.100% 06/29/30	B	06/29/2023	CITICORP SECURITIES		26,487,300	26,487,300		2.A
G5264*-AX-7	KINGSPAN SECURITIES 2016 DESIG KINGSPAN SECURITIES LIMITED 4.700% 06/07/29	B	04/18/2023	BNP PARIBAS - RS ONLY OR INACT		32,097,000	32,097,000		2.B Z
L3551*-AR-1	FERRERO INTERNATIONAL S.A. FERRERO INTERNATIONAL S.A. 5.200% 06/20/35	D	05/11/2023	BANK OF AMERICA		21,000,000	21,000,000		2.A Z
N4281*-CK-9	KONINKLIJKE VOPAK N.V. KONINKLIJKE 5.120% 06/19/28	D	04/05/2023	CITICORP SECURITIES		5,000,000	5,000,000		2.B Z
N4281*-CL-7	KONINKLIJKE VOPAK N.V. KONINKLIJKE 5.160% 06/19/29	D	04/05/2023	CITICORP SECURITIES		5,000,000	5,000,000		2.B Z
ZL4655-56-5	BANK OF EAST ASIA LTD BASIC 6.750% 03/15/27	D	05/17/2023	ALLIANCE BERNSTEIN		1,736,725	1,729,000	20,561	2.B FE
ZP3502-08-2	STANDARD CHARTERED PLC BASIC 2.819% 01/30/26	D	04/20/2023	ALLIANCE BERNSTEIN		700,832	740,000	4,867	2.A FE
1109999999	Subtotal - Bonds - Industrial and Miscellaneous (Unaffiliated)					1,119,305,775	1,175,942,694	5,157,067	XXX
LX1761-64-7	GOODRX GOODRX TLB +275 10/10/25		05/24/2023	BARCLAYS		3,577,526	3,613,663		4.A FE
LX1814-64-4	GENESEE & WYOMING INC GENESEE & WYOMING INC TL S+200 12/30/26		06/23/2023	Various		6,089,270	6,094,270		3.B FE
LX1821-54-0	CLEAR CHANNEL OUTDOOR CLEAR CHANNEL OUTDR TLB S+350 08/08/26		06/27/2023	WELLS FARGO SECURITIES LLC		1,900,065	1,994,819		4.B FE
LX1832-32-3	VIRGIN MEDIA BRISTOL LLC VIRGIN MEDIA TLN S+250 01/31/28		06/07/2023	RBC CAPITAL MARKETS		1,940,000	2,000,000		3.C FE
LX1838-41-1	OUTFRONT MEDIA INC OUTFRONT MEDIA TLB S+175 11/18/26		05/22/2023	MORGAN STANLEY		2,940,000	3,000,000		3.B FE
LX1842-14-0	LEVEL 3 FINANCING INC LEVEL 3 FINANCING TLB S+175 03/01/27		06/01/2023	BANK OF AMERICA		3,451,688	3,925,000		3.C FE
LX1854-55-8	STATION CASINOS LLC STATION CASINOS TLB +225 02/08/27		06/26/2023	Various		7,854,889	7,902,752		3.C FE
LX1888-67-1	CARNIVAL CORP CARNIVAL CORP TLB 2025 S+300 06/30/25		06/01/2023	J.P. MORGAN		2,992,500	3,000,000		3.C FE
LX1889-05-9	UNITED AIRLINES MILEAGE PLUS HOLDINGS TLB +525 06/21/27		06/23/2023	GOLDMAN SACHS		2,080,000	2,000,000		2.C FE
LX1899-34-8	DELTA AIRLINES SKYMILES DELTA AIR SKYMILES TLB S+375 10/20/27		06/09/2023	MORGAN STANLEY		2,080,000	2,000,000		2.B FE
LX1914-05-5	EW SCRIPPS EW SCRIPPS TLB3 S+275 01/07/28		05/22/2023	WELLS FARGO SECURITIES LLC		2,857,500	3,000,000		3.C FE
LX1923-26-2	JANUS INTERNATIONAL JANUS TLB-1 S+325 02/15/25		05/11/2023	Various		5,492,143	5,509,808		4.A FE
LX1931-03-4	HARSCO CORP HARSCO CORP TLB-3 S+225 03/10/28		05/10/2023	Various		5,285,863	5,421,398		3.C FE
LX1938-10-4	ARAMARK SERVICES INC ARAMARK TLB5 S+250 04/06/28		05/18/2023	J.P. MORGAN		7,810,996	7,830,573		3.B FE
LX1938-25-2	ORGANON & CO ORGANON & CO TLB S+300 06/02/28		06/06/2023	J.P. MORGAN		3,000,000	3,000,000		3.B FE
LX1939-44-1	ADIENT GLOBAL HOLDINGS LTD ADIENT TLB S+325 04/10/28		05/31/2023	BANK OF AMERICA		2,992,500	2,992,500		3.C FE
LX1942-13-0	FRONTIER COMMUNICATIONS FRONTIER COMM TLB +375 10/08/27		06/27/2023	J.P. MORGAN		1,945,026	1,994,898		4.C FE
LX1951-53-7	PQNew ECVT ECOVYST PQ CORP - ECOVYST TLB S+250 06/09/28		05/18/2023	MORGAN STANLEY		1,985,000	2,000,000		4.A FE
LX1966-45-1	ALTERRA MOUNTAIN ALTERRA MOUNTAIN TLB +350 08/17/28		06/07/2023	J.P. MORGAN		2,992,500	3,000,000		4.A FE
LX1967-63-2	BALLY'S CORP BALLY'S CORP TLB +325 10/02/28		04/01/2023	Various		4,562,625	4,734,717		3.C FE
LX1991-53-3	CARNIVAL CORP CARNIVAL CORP TLB 2028 S+325 10/18/28		06/22/2023	J.P. MORGAN		5,928,655	5,992,405		3.C FE
LX1995-56-7	GRAY TELEVISION GRAY TELEVISION TLD S+300 12/01/28		06/05/2023	WELLS FARGO SECURITIES LLC		2,887,671	2,992,405		3.B FE
LX2020-71-2	GOLDEN NUGGET GOLDEN NUGGET 1L S+400 01/27/29		05/02/2023	JEFFERIES & COMPANY INC.		2,670,938	2,750,000		4.B FE
LX2021-20-7	GRIFFON CORP GRIFFON CORP TLB S+225 01/31/29		06/15/2023	BANK OF AMERICA		8,938,201	8,975,610		3.B FE
LX2037-85-6	PERRIGO INVESTMENTS LLC PERRIGO TLB S+225 04/05/29		06/09/2023	J.P. MORGAN		3,959,994	3,994,962		3.A FE
LX2038-97-9	OLDCASTLE BUILDING ENVELOPE OLDCASTLE BLDG -OSCAR 1L S+450 04/13/29		06/13/2023	CITICORP SECURITIES		1,458,750	1,500,000		4.B FE
LX2097-61-1	AMERICAN AXLE & MFG INC AMERICAN AXLE TLB S+350 12/08/29		06/16/2023	Various		5,970,000	6,000,000		3.A FE
LX2106-80-0	CAESARS ENTERTAINMENT INC CAESARS ENTERTAIN TLB S+325 01/23/30		05/31/2023	J.P. MORGAN		9,149,000	9,200,000		4.A FE
LX2109-29-1	HANESBRANDS INC HANESBRANDS INC TLB S+375 02/15/30		06/08/2023	J.P. MORGAN		995,006	997,500		3.B FE
LX2109-44-0	TRANSIGM TRANSIGM TLI S+325 08/10/28		05/09/2023	GOLDMAN SACHS		4,993,750	5,000,000		4.A FE
LX2110-30-7	SALLY BEAUTY HOLDINGS LLC SALLY BEAUTY TLB S+250 02/17/30		06/15/2023	BANK OF AMERICA		2,992,500	2,992,500		3.A FE
LX2111-51-1	UBER TECHNOLOGIES INC UBER TECHNOLOGIES TLB S+275 02/27/30		06/20/2023	Various		13,478,366	13,492,481		3.C FE
LX2114-51-5	UNIVERSAL HOSPITAL SERVICES AGILITI HEALTH TLB S+300 05/01/30		05/01/2023	Tax Free Exchange		2,579,235	2,846,707		4.A FE
LX2125-57-8	ALTERRA MOUNTAIN ALTERRA MOUNTAIN TLB S+375 05/09/30		05/23/2023	J.P. MORGAN		4,987,500	5,000,000		4.A FE

E04.3

STATEMENT AS OF JUNE 30, 2023 OF THE GUARDIAN LIFE INSURANCE COMPANY OF AMERICA

SCHEDULE D - PART 3

Show All Long-Term Bonds and Stock Acquired During the Current Quarter

1	2	3	4	5	6	7	8	9	10
CUSIP Identification	Description	Foreign	Date Acquired	Name of Vendor	Number of Shares of Stock	Actual Cost	Par Value	Paid for Accrued Interest and Dividends	NAIC Designation, NAIC Designation Modifier and SVO Administrative Symbol
LX2126-96-4	XPO LOGISTICS XPO LOGISTICS TLB S+200 05/18/28		05/24/2023	Tax Free Exchange		616,048	611,583		3.A FE
LX2127-14-5	CINEMARK USA INC CINEMARK USA TLB S+375 05/18/30		06/27/2023	BARCLAYS		15,879,375	15,875,000		3.B FE
LX2128-70-5	LIFESCAN GLOBAL CORP LIFESCAN 1ST LIEN S+650 12/31/26		05/19/2023	Tax Free Exchange		9,338,784	9,566,366		5.A FE
LX2128-71-3	LIFESCAN GLOBAL CORP LIFESCAN 2ND LIEN S+950 03/31/27		05/19/2023	Tax Free Exchange		2,137,727	2,250,000		5.C FE
LX2130-41-2	ARAMARK SERVICES INC ARAMARK TLB6 S+250 06/13/30		06/13/2023	J.P. MORGAN		5,940,000	6,000,000		3.B FE
LX1759-23-7	NORTH RIVER MIDSTREAM NORTH RIVER MIDSTREAM TLB S+325 10/01/25	A	06/21/2023	GOLDMAN SACHS		4,986,911	4,986,911		3.C FE
LX1817-51-4	WESTJET AIRLINES WESTJET AIRLINES 1L TL S+300 12/11/26	A	06/27/2023	BARCLAYS		1,939,926	1,994,782		4.C FE
LX1966-03-0	AIR CANADA AIR CANADA TLB +350 08/11/28	A	05/05/2023	J.P. MORGAN		2,996,250	3,000,000		3.C FE
LX1963-80-5	ENTAIN HOLDINGS GIBRALTA ENTAIN HOLDING TLB4 S+250 03/29/27	D	06/27/2023	DEUTSCHE BANK		9,945,878	9,974,555		3.B FE
LX2086-11-9	ENTAIN HOLDINGS GIBRALTA ENTAIN HOLDINGS TLB2 S+350 10/18/29	C	06/23/2023	MORGAN STANLEY		2,970,000	3,000,000		3.B FE
LX2093-69-3	FORMULA ONE FORMULA ONE -DELTA 2 TLB S+300 01/15/30	D	05/24/2023	J.P. MORGAN		6,000,000	6,000,000		4.A FE
1909999999. Subtotal - Bonds - Unaffiliated Bank Loans						207,370,556	210,008,165		XXX
2509999997. Total - Bonds - Part 3						1,332,665,153	1,392,615,859	5,211,228	XXX
2509999998. Total - Bonds - Part 5						XXX	XXX	XXX	XXX
2509999999. Total - Bonds						1,332,665,153	1,392,615,859	5,211,228	XXX
4509999997. Total - Preferred Stocks - Part 3							XXX		XXX
4509999998. Total - Preferred Stocks - Part 5						XXX	XXX	XXX	XXX
4509999999. Total - Preferred Stocks							XXX		XXX
10576N-10-2	BRAZE INC		04/18/2023	DIRECT - 1	24,492,000	851,097			
30212P-30-3	EXPEDIA INC CL A COMMON STOCK		04/24/2023	DIRECT - 1	1,000				
68134L-10-9	QLO Inc. QLO INC.		04/27/2023	DIRECT - 1	42,590,000	374,792			
5019999999. Subtotal - Common Stocks - Industrial and Miscellaneous (Unaffiliated) Publicly Traded							1,225,889	XXX	XXX
FHLB00-01-8	Federal Home Loan Bank Membership Stock		04/07/2023	DIRECT - 1	7,490,000	749,000			
FHLB00-02-6	Federal Home Loan Bank Activity Based Stock		06/28/2023	DIRECT - 1	86,576,000	8,657,600			
000064-14-7	COVIS PHARMA COVIS FINCO S.A.R.L. CLASS A	D	05/30/2023	DIRECT - 1	5,899,000	2,360			
000649-14-5	COVIS PHARMA COVIS FINCO S.A.R.L. CLASS B	D	05/30/2023	DIRECT - 1	5,899,000	2,360			
006491-49-2	COVIS PHARMA COVIS FINCO S.A.R.L. CLASS C	D	05/30/2023	DIRECT - 1	5,899,000	2,360			
006491-50-0	COVIS PHARMA COVIS FINCO S.A.R.L. CLASS D	D	05/30/2023	DIRECT - 1	5,899,000	2,360			
006491-51-8	COVIS PHARMA COVIS FINCO S.A.R.L. CLASS E-2	D	05/30/2023	DIRECT - 1	5,899,000	2,360			
5029999999. Subtotal - Common Stocks - Industrial and Miscellaneous (Unaffiliated) Other							9,418,400	XXX	XXX
5989999997. Total - Common Stocks - Part 3							10,644,289	XXX	XXX
5989999998. Total - Common Stocks - Part 5						XXX	XXX	XXX	XXX
5989999999. Total - Common Stocks							10,644,289	XXX	XXX
5999999999. Total - Preferred and Common Stocks							10,644,289	XXX	XXX
6009999999 - Totals							1,343,309,442	XXX	5,211,228 XXX

E04.4

STATEMENT AS OF JUNE 30, 2023 OF THE GUARDIAN LIFE INSURANCE COMPANY OF AMERICA

SCHEDULE D - PART 4

Show All Long-Term Bonds and Stock Sold, Redeemed or Otherwise Disposed of During the Current Quarter

1	2	3	4	5	6	7	8	9	10	Change In Book/Adjusted Carrying Value					16	17	18	19	20	21	22
										11	12	13	14	15							
CUSIP Identification	Description	Foreign	Disposal Date	Name of Purchaser	Number of Shares of Stock	Consideration	Par Value	Actual Cost	Prior Year Book/Adjusted Carrying Value	Unrealized Valuation Increase/(Decrease)	Current Year's (Amortization)/Accretion	Current Year's Other Than Temporary Impairment Recognized	Total Change in Book/Adjusted Carrying Value (11 + 12 - 13)	Total Foreign Exchange Change in Book /Adjusted Carrying Value	Book/Adjusted Carrying Value at Disposal Date	Foreign Exchange Gain (Loss) on Disposal	Realized Gain (Loss) on Disposal	Total Gain (Loss) on Disposal	Bond Interest/Stock Dividends Received During Year	Stated Contractual Maturity Date	NAIC Designation, NAIC Designation Modifier and SVO Administrative Symbol
..36207E-NA-8	GOVERNMENT NATIONAL MORTGAGE A 6% Due 12/15/2033 Mo-1 6.000% 12/15/33		06/01/2023	Paydown		3,891	3,891	4,082	4,043		(152)		(152)		3,891				97	12/15/2033	1.A
0109999999. Subtotal - Bonds - U.S. Governments						3,891	3,891	4,082	4,043		(152)		(152)		3,891				97	XXX	XXX
..168863-DQ-8	REPUBLIC OF CHILE GOVT NATIONAL 3.100% 01/22/61	D	05/22/2023	ALLIANCE BERNSTEIN		1,788,952	2,804,000	2,611,494	2,614,007		976		976		2,614,983		(826,031)	(826,031)	72,920	01/22/2061	1.F FE
..43858A-AH-3	HONG KONG GOVT NATIONAL 4.625% 01/11/33	D	05/02/2023	ALLIANCE BERNSTEIN		1,953,600	1,850,000	1,843,118			172		172		1,843,290		110,310	110,310	26,857	01/11/2033	1.D FE
..46514B-RA-7	STATE OF ISRAEL GOVT NATIONAL 4.500% 01/17/33	D	05/16/2023	ALLIANCE BERNSTEIN		2,616,138	2,627,000	2,611,737			408		408		2,612,145		3,992	3,992	39,506	01/17/2033	1.E FE
..71563B-BU-5	REPUBLIC OF PERU GOVT NATIONAL 4.125% 08/25/27	D	06/12/2023	Call 98.5000		1,516,900	1,540,000	1,528,065	1,529,004		966		966		1,529,971				37,573	08/25/2027	2.B FE
..71563B-DE-9	REPUBLIC OF PERU GOVT NATIONAL 2.392% 01/23/26	D	06/12/2023	Call 94.3750		2,104,563	2,230,000	2,114,040	2,131,218		13,719		13,719		2,144,937				6,893	01/23/2026	2.B FE
..718286-CT-2	REPUBLIC OF PHILIPPINES GOVT NATIONAL 5.609% 04/13/33	D	05/29/2023	ALLIANCE BERNSTEIN		587,899	550,000	550,000	550,000						550,000		37,899	37,899	19,187	04/13/2033	2.B FE
..BN7443-52-4	SAUDI INTERNATIONAL BOND GOVT NATIONAL 3.450% 02/02/61	D	06/29/2023	ALLIANCE BERNSTEIN		1,721,525	2,445,000	1,922,381	1,925,458		2,570		2,570		1,928,028		(206,503)	(206,503)	77,557	02/02/2061	1.E FE
0309999999. Subtotal - Bonds - All Other Governments						12,289,577	14,046,000	13,180,835	8,749,687		18,811		18,811		13,223,354		(880,333)	(880,333)	280,493	XXX	XXX
..736688-FN-7	PORTLAND ORE COLLEGE DIST 4.81% Due 6/1/2027 J01 4.810% 06/01/27		06/01/2023	Call 100.0000		1,020,000	1,020,000	1,020,000	1,020,000						1,020,000				24,531	06/01/2027	1.B FE
0709999999. Subtotal - Bonds - U.S. Political Subdivisions of States, Territories and Possessions						1,020,000	1,020,000	1,020,000	1,020,000						1,020,000				24,531	XXX	XXX
..072024-NT-5	BAY AREA TOLL AUTHORITY BUILD AMERICA BONDS-SER S1 6.793% 04/01/30		05/02/2023	Call 107.8813		8,339,228	7,730,000	7,764,919	7,741,081		976		976		7,742,057		(12,057)	(12,057)	912,169	04/01/2030	1.D FE
..31283H-08-1	FREDDIE MAC 7 1/2% Due 2/1/2032 Mo-1 7.500% 02/01/32		06/01/2023	Paydown		1,099	1,099	1,151	1,130		(32)		(32)		1,099				34	02/01/2032	1.A
..31287Q-7G-0	FREDDIE MAC 6 1/2% Due 4/1/2032 Mo-1 6.500% 04/01/32		06/01/2023	Paydown		754	754	784	765		(12)		(12)		754				20	04/01/2032	1.A
..31287U-AX-0	FREDDIE MAC 7 1/2% Due 6/1/2032 Mo-1 7.500% 06/01/32		06/01/2023	Paydown		3,547	3,547	3,716	3,619		(72)		(72)		3,547				113	06/01/2032	1.A
..31287U-JM-5	FREDDIE MAC 7 1/2% Due 6/1/2032 Mo-1 7.500% 06/01/32		06/01/2023	Paydown		739	739	774	752		(13)		(13)		739				23	06/01/2032	1.A
..31287U-JN-3	FREDDIE MAC 7 1/2% Due 6/1/2032 Mo-1 7.500% 06/01/32		06/01/2023	Paydown		1,114	1,114	1,167	1,153		(39)		(39)		1,114				35	06/01/2032	1.A
..31288J-ZU-3	FREDDIE MAC 6 1/2% Due 4/1/2033 Mo-1 6.500% 04/01/33		06/01/2023	Paydown		806	806	843	821		(15)		(15)		806				22	04/01/2033	1.A
..3128M6-RR-1	FREDDIE MAC 7% Due 9/1/2038 Mo-1 7.000% 09/01/38		06/01/2023	Paydown		973	973	1,014	1,004		(31)		(31)		973				29	09/01/2038	1.A
..31292H-PJ-7	FREDDIE MAC 7 1/2% Due 1/1/2032 Mo-1 7.500% 01/01/32		06/01/2023	Paydown		95	95	100	98		(3)		(3)		95				3	01/01/2032	1.A
..31292K-6A-0	FREDDIE MAC 4% Due 12/1/2040 Mo-1 4.000% 12/01/40		06/01/2023	Paydown		9,578	9,578	9,601	9,595		(17)		(17)		9,578				161	12/01/2040	1.A
..312943-WG-4	FREDDIE MAC 4% Due 11/1/2040 Mo-1 4.000% 11/01/40		06/01/2023	Paydown		2,415	2,415	2,421	2,420		(4)		(4)		2,415				38	11/01/2040	1.A
..31296R-HB-4	FREDDIE MAC 6 1/2% Due 12/1/2033 Mo-1 6.500% 12/01/33		06/01/2023	Paydown		2,174	2,174	2,245	2,204		(30)		(30)		2,174				59	12/01/2033	1.A
..31296S-YF-7	FREDDIE MAC 6 1/2% Due 1/1/2034 Mo-1 6.500% 01/01/34		06/01/2023	Paydown		564	564	583	572		(8)		(8)		564				15	01/01/2034	1.A
..31298M-7F-8	FREDDIE MAC 7 1/2% Due 5/1/2031 Mo-1 7.500% 05/01/31		06/01/2023	Paydown		296	296	310	301		(5)		(5)		296				9	05/01/2031	1.A
..313637-FB-1	FANNIE MAE 6.64% Due 3/1/2028 Mo-1 6.640% 03/01/28		06/01/2023	Paydown		359	359	359	359						359				10	03/01/2028	1.A
..3136A0-SE-8	FANNIE MAE SERIES 201180 CLASS HE 3.500% 08/25/26		06/01/2023	Paydown		84,107	84,107	85,684	84,460		(352)		(352)		84,107				1,222	08/25/2026	1.A

E05

STATEMENT AS OF JUNE 30, 2023 OF THE GUARDIAN LIFE INSURANCE COMPANY OF AMERICA

SCHEDULE D - PART 4

Show All Long-Term Bonds and Stock Sold, Redeemed or Otherwise Disposed of During the Current Quarter

1	2	3	4	5	6	7	8	9	10	Change In Book/Adjusted Carrying Value					16	17	18	19	20	21	22
										11	12	13	14	15							
CUSIP Identification	Description	For-foreign	Disposal Date	Name of Purchaser	Number of Shares of Stock	Consideration	Par Value	Actual Cost	Prior Year Book/Adjusted Carrying Value	Unrealized Valuation Increase/(Decrease)	Current Year's (Amortization)/Accretion	Current Year's Other Than Temporary Impairment Recognized	Total Change in Book/Adjusted Carrying Value (11 + 12 - 13)	Total Foreign Exchange Change in Book /Adjusted Carrying Value	Book/Adjusted Carrying Value at Disposal Date	Foreign Exchange Gain (Loss) on Disposal	Realized Gain (Loss) on Disposal	Total Gain (Loss) on Disposal	Bond Interest/Stock Dividends Received During Year	Stated Contractual Maturity Date	NAIC Designation, NAIC Designation Modifier and SVO Administrative Symbol
..3136AY-7L-1	FANNIEMAE-ACES SERIES 2018M1 CLASS A2 3.086% 12/25/27		06/01/2023	Paydown		18,386	18,386	17,573	17,908		478		478		18,386				104	12/25/2027	1.A
..31371G-2Y-5	FANNIE MAE 7% Due 8/1/2028 Mo-1 7.000% 08/01/28		06/01/2023	Paydown		4,185	4,185	4,421	4,292		(107)		(107)		4,185				119	08/01/2028	1.A
..31371G-4T-4	FANNIE MAE 7% Due 9/1/2028 Mo-1 7.000% 09/01/28		06/01/2023	Paydown		293	293	309	302		(9)		(9)		293				9	09/01/2028	1.A
..31371H-BY-3	FANNIE MAE 7% Due 10/1/2028 Mo-1 7.000% 10/01/28		06/01/2023	Paydown		1,643	1,643	1,735	1,691		(49)		(49)		1,643				49	10/01/2028	1.A
..31371H-D9-6	FANNIE MAE 7% Due 12/1/2028 Mo-1 7.000% 12/01/28		06/01/2023	Paydown		1,056	1,056	1,116	1,076		(20)		(20)		1,056				31	12/01/2028	1.A
..31371H-F2-9	FANNIE MAE 7% Due 12/1/2028 Mo-1 7.000% 12/01/28		06/01/2023	Paydown		225	225	237	234		(9)		(9)		225				7	12/01/2028	1.A
..31371H-HL-5	FANNIE MAE 7% Due 2/1/2029 Mo-1 7.000% 02/01/29		06/01/2023	Paydown		87	87	91	89		(3)		(3)		87				3	02/01/2029	1.A
..31371H-KX-5	FANNIE MAE 7% Due 3/1/2029 Mo-1 7.000% 03/01/29		06/01/2023	Paydown		1,112	1,112	1,175	1,136		(24)		(24)		1,112				32	03/01/2029	1.A
..31371H-PB-8	FANNIE MAE 7% Due 5/1/2029 Mo-1 7.000% 05/01/29		06/01/2023	Paydown		296	296	312	303		(8)		(8)		296				9	05/01/2029	1.A
..31371H-YB-8	FANNIE MAE 7 1/2% Due 10/1/2029 Mo-1 7.500% 10/01/29		06/01/2023	Paydown		411	411	433	422		(11)		(11)		411				13	10/01/2029	1.A
..31371K-BU-4	FANNIE MAE 7 1/2% Due 9/1/2031 Mo-1 7.500% 09/01/31		06/01/2023	Paydown		88	88	93	91		(3)		(3)		88				3	09/01/2031	1.A
..31371K-NJ-6	FANNIE MAE 7 1/2% Due 4/1/2032 Mo-1 7.500% 04/01/32		06/01/2023	Paydown		254	254	272	265		(11)		(11)		254				8	04/01/2032	1.A
..31371K-PB-8	FANNIE MAE 7% Due 6/1/2032 Mo-1 7.000% 06/01/32		06/01/2023	Paydown		2,645	2,645	2,756	2,701		(56)		(56)		2,645				77	06/01/2032	1.A
..31371K-R4-5	FANNIE MAE 7% Due 8/1/2032 Mo-1 7.000% 08/01/32		06/01/2023	Paydown		1,562	1,562	1,631	1,598		(36)		(36)		1,562				45	08/01/2032	1.A
..31384H-K5-8	FANNIE MAE 8% Due 5/1/2031 Mo-1 8.000% 05/01/31		06/01/2023	Paydown		468	468	468	468						468				16	05/01/2031	1.A
..31385H-XF-4	FANNIE MAE 7 1/2% Due 11/1/2031 Mo-1 7.500% 11/01/31		06/01/2023	Paydown		24	24	26	25		(1)		(1)		24				1	11/01/2031	1.A
..31387X-2G-9	FANNIE MAE 8% Due 9/1/2031 Mo-1 8.000% 09/01/31		06/01/2023	Paydown		969	969	970	969						969				32	09/01/2031	1.A
..31387X-GX-7	FANNIE MAE 8% Due 8/1/2031 Mo-1 8.000% 08/01/31		06/01/2023	Paydown		3,417	3,417	3,418	3,417						3,417				114	08/01/2031	1.A
..31388J-W9-2	FANNIE MAE 8% Due 9/1/2031 Mo-1 8.000% 09/01/31		06/01/2023	Paydown		914	914	915	914						914				31	09/01/2031	1.A
..3138A1-J3-6	FANNIE MAE 4% Due 12/1/2040 Mo-1 4.000% 12/01/40		06/01/2023	Paydown		6,190	6,190	6,599	6,528		(339)		(339)		6,190				103	12/01/2040	1.A
..3138E6-VII-3	FANNIE MAE 3 1/2% Due 2/1/2042 Mo-1 3.500% 02/01/42		06/01/2023	Paydown		7,185	7,185	7,296	7,284		(99)		(99)		7,185				105	02/01/2042	1.A
..3138E9-D9-8	FANNIE MAE 3 1/2% Due 7/1/2042 Mo-1 3.500% 07/01/42		06/01/2023	Paydown		1,821	1,821	1,849	1,840		(19)		(19)		1,821				27	07/01/2042	1.A
..3138EJ-TK-4	FANNIE MAE 3 1/2% Due 8/1/2042 Mo-1 3.500% 08/01/42		06/01/2023	Paydown		8,364	8,364	8,493	8,477		(114)		(114)		8,364				138	08/01/2042	1.A
..3138LU-VL-6	FANNIE MAE 3 1/2% Due 7/1/2042 Mo-1 3.500% 07/01/42		06/01/2023	Paydown		1,054	1,054	1,070	1,065		(11)		(11)		1,054				15	07/01/2042	1.A
..3138LW-DV-0	FANNIE MAE 3 1/2% Due 7/1/2042 Mo-1 3.500% 07/01/42		06/01/2023	Paydown		3,652	3,652	3,708	3,700		(49)		(49)		3,652				62	07/01/2042	1.A
..3138M5-3B-3	FANNIE MAE 4% Due 8/1/2042 Mo-1 4.000% 08/01/42		06/01/2023	Paydown		663	663	707	694		(31)		(31)		663				11	08/01/2042	1.A

STATEMENT AS OF JUNE 30, 2023 OF THE GUARDIAN LIFE INSURANCE COMPANY OF AMERICA

SCHEDULE D - PART 4

Show All Long-Term Bonds and Stock Sold, Redeemed or Otherwise Disposed of During the Current Quarter

1	2	3	4	5	6	7	8	9	10	Change In Book/Adjusted Carrying Value					16	17	18	19	20	21	22
										11	12	13	14	15							
CUSIP Identification	Description	Foreign	Disposal Date	Name of Purchaser	Number of Shares of Stock	Consideration	Par Value	Actual Cost	Prior Year Book/Adjusted Carrying Value	Unrealized Valuation Increase/(Decrease)	Current Year's (Amortization)/Accretion	Current Year's Other Than Temporary Impairment Recognized	Total Change in Book/Adjusted Carrying Value (11 + 12 - 13)	Total Foreign Exchange Change in Book /Adjusted Carrying Value	Book/Adjusted Carrying Value at Disposal Date	Foreign Exchange Gain (Loss) on Disposal	Realized Gain (Loss) on Disposal	Total Gain (Loss) on Disposal	Bond Interest/Stock Dividends Received During Year	Stated Contractual Maturity Date	NAIC Designation, NAIC Designation Modifier and SVO Administrative Symbol
..3138M9-PP-0	FANNIE MAE 3 1/2% Due 11/1/2042 Mo-1 3.500%		06/01/2023	Paydown		11,805	11,805	11,988	11,973		(168)		(168)		11,805				178	11/01/2042	1.A
..3138ML-B4-5	FANNIE MAE 3 1/2% Due 12/1/2042 Mo-1 3.500%		06/01/2023	Paydown		6,688	6,688	6,791	6,778		(91)		(91)		6,688				98	12/01/2042	1.A
..3138W7-SS-9	FANNIE MAE 3% Due 4/1/2043 Mo-1 3.000%		06/01/2023	Paydown		7,080	7,080	6,896	6,909		170		170		7,080				88	04/01/2043	1.A
..3138W7-NH-0	FANNIE MAE 3 1/2% Due 6/1/2043 Mo-1 3.500%		06/01/2023	Paydown		1,446	1,446	1,468	1,466		(20)		(20)		1,446				21	06/01/2043	1.A
..3138WA-RV-1	FANNIE MAE 3 1/2% Due 12/1/2043 Mo-1 3.500%		06/01/2023	Paydown		2,490	2,490	2,529	2,517		(27)		(27)		2,490				36	12/01/2043	1.A
..3138WB-3A-1	FANNIE MAE 3 1/2% Due 6/1/2044 Mo-1 3.500%		06/01/2023	Paydown		3,865	3,865	3,931	3,920		(55)		(55)		3,865				57	06/01/2044	1.A
..3138WD-BH-3	FANNIE MAE 4% Due 10/1/2044 Mo-1 4.000%		06/01/2023	Paydown		11,804	11,804	12,560	12,515		(712)		(712)		11,804				181	10/01/2044	1.A
..3138WD-Y8-8	FANNIE MAE 3% Due 1/1/2045 Mo-1 3.000%		06/01/2023	Paydown		4,251	4,251	4,151	4,162		89		89		4,251				46	01/01/2045	1.A
..3138WD-Y9-6	FANNIE MAE 3% Due 1/1/2045 Mo-1 3.000%		06/01/2023	Paydown		2,063	2,063	2,014	2,018		45		45		2,063				26	01/01/2045	1.A
..3138WE-Q3-6	FANNIE MAE 3% Due 5/1/2045 Mo-1 3.000%		06/01/2023	Paydown		2,682	2,682	2,612	2,617		65		65		2,682				34	05/01/2045	1.A
..3138WF-LC-8	FANNIE MAE 3 1/2% Due 9/1/2045 Mo-1 3.500%		06/01/2023	Paydown		6,101	6,101	6,353	6,335		(234)		(234)		6,101				89	09/01/2045	1.A
..3138X0-ZA-9	FANNIE MAE 3 1/2% Due 7/1/2043 Mo-1 3.500%		06/01/2023	Paydown		2,863	2,863	2,908	2,902		(39)		(39)		2,863				42	07/01/2043	1.A
..3138X2-T9-5	FANNIE MAE 3 1/2% Due 8/1/2043 Mo-1 3.500%		06/01/2023	Paydown		2,636	2,636	2,681	2,675		(39)		(39)		2,636				38	08/01/2043	1.A
..3138X3-GV-8	FANNIE MAE 3% Due 8/1/2043 Mo-1 3.000%		06/01/2023	Paydown		782	782	761	764		18		18		782				10	08/01/2043	1.A
..3138XH-MC-2	FANNIE MAE 3 1/2% Due 12/1/2043 Mo-1 3.500%		06/01/2023	Paydown		2,786	2,786	2,829	2,826		(40)		(40)		2,786				41	12/01/2043	1.A
..3138Y2-3J-0	FANNIE MAE 3% Due 11/1/2044 Mo-1 3.000%		06/01/2023	Paydown		187	187	183	183		4		4		187				2	11/01/2044	1.A
..3138Y5-YH-3	FANNIE MAE 3% Due 2/1/2045 Mo-1 3.000%		06/01/2023	Paydown		4,173	4,173	4,075	4,082		91		91		4,173				56	02/01/2045	1.A
..3138Y9-EJ-3	FANNIE MAE 3% Due 9/1/2044 Mo-1 3.000%		06/01/2023	Paydown		33,353	33,353	32,565	32,610		742		742		33,353				455	09/01/2044	1.A
..3138YD-DQ-9	FANNIE MAE 3% Due 1/1/2045 Mo-1 3.000%		06/01/2023	Paydown		1,836	1,836	1,792	1,799		36		36		1,836				23	01/01/2045	1.A
..3138YF-AZ-7	FANNIE MAE 3% Due 1/1/2045 Mo-1 3.000%		06/01/2023	Paydown		2,405	2,405	2,348	2,351		54		54		2,405				29	01/01/2045	1.A
..3138YF-GV-0	FANNIE MAE 4% Due 2/1/2045 Mo-1 4.000%		06/01/2023	Paydown		145	145	154	152		(7)		(7)		145				2	02/01/2045	1.A
..3138YN-PE-1	FANNIE MAE 3% Due 7/1/2045 Mo-1 3.000%		06/01/2023	Paydown		6,924	6,924	6,761	6,771		153		153		6,924				91	07/01/2045	1.A
..3138YP-AY-8	FANNIE MAE 3% Due 5/1/2045 Mo-1 3.000%		06/01/2023	Paydown		2,497	2,497	2,433	2,437		60		60		2,497				32	05/01/2045	1.A
..3138YS-BR-6	FANNIE MAE 3% Due 8/1/2045 Mo-1 3.000%		06/01/2023	Paydown		6,446	6,446	6,279	6,297		149		149		6,446				81	08/01/2045	1.A
..3138YT-4Q-4	FANNIE MAE 3% Due 9/1/2045 Mo-1 3.000%		06/01/2023	Paydown		2,096	2,096	2,042	2,051		44		44		2,096				26	09/01/2045	1.A
..3138YV-ZN-2	FANNIE MAE 3% Due 7/1/2045 Mo-1 3.000%		06/01/2023	Paydown		11,804	11,804	11,499	11,527		278		278		11,804				122	07/01/2045	1.A

E05.2

STATEMENT AS OF JUNE 30, 2023 OF THE GUARDIAN LIFE INSURANCE COMPANY OF AMERICA

SCHEDULE D - PART 4

Show All Long-Term Bonds and Stock Sold, Redeemed or Otherwise Disposed of During the Current Quarter

1	2	3	4	5	6	7	8	9	10	Change In Book/Adjusted Carrying Value					16	17	18	19	20	21	22
										11	12	13	14	15							
CUSIP Identification	Description	For- eign	Disposal Date	Name of Purchaser	Number of Shares of Stock	Consid- eration	Par Value	Actual Cost	Prior Year Book/ Adjusted Carrying Value	Unrealized Valuation Increase/ (Decrease)	Current Year's (Amor- tization)/ Accretion	Current Year's Other Than Temporary Impairment Recogn- ized	Total Change in Book/ Adjusted Carrying Value (11 + 12 - 13)	Total Foreign Exchange Change in Book /Adjusted Carrying Value	Book/ Adjusted Carrying Value at Disposal Date	Foreign Exchange Gain (Loss) on Disposal	Realized Gain (Loss) on Disposal	Total Gain (Loss) on Disposal	Bond Interest/ Stock Dividends Received During Year	Stated Con- tractual Maturity Date	NAIC Desig- nation, NAIC Desig- nation Modifier and SVO Admini- strative Symbol
..3138YX-4Z-5	FANNIE MAE 3% Due 9/1/2045 Mo-1 3.000% 09/01/45		06/01/2023	Paydown		772	772	752	753		19		19		772				10	09/01/2045	1.A
..3138YX-RQ-0	FANNIE MAE 3% Due 9/1/2045 Mo-1 3.000% 09/01/45		06/01/2023	Paydown		18,462	18,462	17,984	18,020		442		442		18,462				211	09/01/2045	1.A
..3138YX-Y6-6	FANNIE MAE 3% Due 9/1/2045 Mo-1 3.000% 09/01/45		06/01/2023	Paydown		1,285	1,285	1,252	1,254		32		32		1,285				16	09/01/2045	1.A
..31390A-G4-6	FANNIE MAE 7% Due 2/1/2032 Mo-1 7.000% 02/01/32		06/01/2023	Paydown		693	693	733	707		(14)		(14)		693				20	02/01/2032	1.A
..31392F-4F-1	FNR 2002-77 5 1/2% Due 12/25/2032 Mo-1 5.500% 12/25/32		06/01/2023	Paydown		23,942	23,942	26,960	25,453		(1,511)		(1,511)		23,942				511	12/25/2032	1.B FE
..31397S-G2-4	FANNIE MAE SERIES 201146 CLASS B 3.000% 05/25/26		06/01/2023	Paydown		39,322	39,322	39,316	39,316		6		6		39,322				489	05/25/2026	1.A
..31407J-DD-1	FANNIE MAE 6 1/2% Due 9/1/2036 Mo-1 6.500% 09/01/36		06/01/2023	Paydown		11,389	11,389	12,697	12,475		(1,085)		(1,085)		11,389				308	09/01/2036	1.A
..31407S-EK-4	FANNIE MAE 5 1/2% Due 11/1/2035 Mo-1 5.500% 11/01/35		06/01/2023	Paydown		9,162	9,162	8,972	9,047		115		115		9,162				210	11/01/2035	1.A
..31408H-PN-9	FANNIE MAE 6% Due 1/1/2036 Mo-1 6.000% 01/01/36		06/01/2023	Paydown		1,194	1,194	1,207	1,199		(5)		(5)		1,194				30	01/01/2036	1.A
..3140E1-BU-6	FANNIE MAE 3% Due 9/1/2045 Mo-1 3.000% 09/01/45		06/01/2023	Paydown		1,900	1,900	1,851	1,854		46		46		1,900				24	09/01/2045	1.A
..3140GY-GZ-6	FANNIE MAE POOL BH9215 3.500% 01/01/48		06/01/2023	Paydown		16	16	15	15						16					01/01/2048	1.A
..3140H7-Z9-1	FANNIE MAE POOL BJ6167 3.500% 02/01/48		06/01/2023	Paydown		6,280	6,280	6,329	6,328		(47)		(47)		6,280				92	02/01/2048	1.A
..3140HB-GA-0	FANNIE MAE POOL BJ9192 3.500% 05/01/33		06/01/2023	Paydown		9,787	9,787	9,863	9,851		(65)		(65)		9,787				133	05/01/2033	1.A
..314008-3U-7	FANNIE MAE POOL CA1710 4.500% 05/01/48		06/01/2023	Paydown		12,280	12,280	12,783	12,765		(485)		(485)		12,280				229	05/01/2048	1.A
..31411G-JU-7	FANNIE MAE F1t % Due 12/1/2036 Mo-1 7.390% 12/01/36		06/01/2023	Paydown		3,145	3,145	3,164	3,150		(5)		(5)		3,145				54	12/01/2036	1.A
..31412S-RC-1	FANNIE MAE 6 1/2% Due 3/1/2038 Mo-1 6.500% 03/01/38		06/01/2023	Paydown		966	966	1,077	1,068		(102)		(102)		966				26	03/01/2038	1.A
..31413D-S5-7	FANNIE MAE 6 1/2% Due 8/1/2037 Mo-1 6.000% 08/01/37		06/01/2023	Paydown		3,889	3,889	4,336	4,164		(275)		(275)		3,889				105	08/01/2037	1.A
..31413L-LL-1	FANNIE MAE 6% Due 8/1/2037 Mo-1 6.000% 08/01/37		06/01/2023	Paydown		436	436	481	475		(39)		(39)		436				11	08/01/2037	1.A
..31413T-T9-3	FANNIE MAE 6 1/2% Due 11/1/2037 Mo-1 6.500% 11/01/37		06/01/2023	Paydown		6,719	6,719	7,491	7,408		(688)		(688)		6,719				182	11/01/2037	1.A
..31414P-U3-1	FANNIE MAE 6 1/2% Due 2/1/2038 Mo-1 6.500% 02/01/38		06/01/2023	Paydown		3,514	3,514	3,917	3,870		(356)		(356)		3,514				95	02/01/2038	1.A
..31414R-CN-3	FANNIE MAE 5% Due 3/1/2038 Mo-1 5.000% 03/01/38		06/01/2023	Paydown		29,168	29,168	31,828	31,367		(2,199)		(2,199)		29,168				596	03/01/2038	1.A
..31414R-PN-9	FANNIE MAE 5% Due 4/1/2038 Mo-1 5.000% 04/01/38		06/01/2023	Paydown		8,749	8,749	9,547	9,284		(535)		(535)		8,749				183	04/01/2038	1.A
..31416V-R9-7	FANNIE MAE 6 1/2% Due 11/1/2038 Mo-1 6.500% 11/01/38		06/01/2023	Paydown		5,898	5,898	6,575	6,338		(440)		(440)		5,898				160	11/01/2038	1.A
..31417B-NC-7	FANNIE MAE 3 1/2% Due 4/1/2042 Mo-1 3.500% 04/01/42		06/01/2023	Paydown		2,175	2,175	2,209	2,198		(23)		(23)		2,175				33	04/01/2042	1.A
..31417E-MS-7	FANNIE MAE 3% Due 1/1/2043 Mo-1 3.000% 01/01/43		06/01/2023	Paydown		13,610	13,610	13,257	13,285		315		315		13,610				170	01/01/2043	1.A
..31417F-NR-5	FANNIE MAE 3% Due 2/1/2043 Mo-1 3.000% 02/01/43		06/01/2023	Paydown		3,656	3,656	3,561	3,572		84		84		3,656				42	02/01/2043	1.A
..31417G-T5-5	FANNIE MAE 3 1/2% Due 6/1/2043 Mo-1 3.500% 06/01/43		06/01/2023	Paydown		5,306	5,306	5,388	5,378		(72)		(72)		5,306				69	06/01/2043	1.A
..31418A-XY-9	FANNIE MAE 4 1/2% Due 9/1/2043 Mo-1 4.500% 09/01/43		06/01/2023	Paydown		66,064	66,064	71,238	70,618		(4,554)		(4,554)		66,064				1,277	09/01/2043	1.A

E05.3

STATEMENT AS OF JUNE 30, 2023 OF THE GUARDIAN LIFE INSURANCE COMPANY OF AMERICA

SCHEDULE D - PART 4

Show All Long-Term Bonds and Stock Sold, Redeemed or Otherwise Disposed of During the Current Quarter

1	2	3	4	5	6	7	8	9	10	Change In Book/Adjusted Carrying Value					16	17	18	19	20	21	22	
										11	12	13	14	15								
CUSIP Identification	Description	For-ign	Disposal Date	Name of Purchaser	Number of Shares of Stock	Consid-eration	Par Value	Actual Cost	Prior Year Book/ Adjusted Carrying Value	Unrealized Valuation Increase/ (Decrease)	Current Year's (Amor-tization)/ Accretion	Current Year's Other Than Temporary Impairment Recogn-ized	Total Change in Book/ Adjusted Carrying Value (11 + 12 - 13)	Total Foreign Exchange Change in Book /Adjusted Carrying Value	Book/ Adjusted Carrying Value at Disposal Date	Foreign Exchange Gain (Loss) on Disposal	Realized Gain (Loss) on Disposal	Total Gain (Loss) on Disposal	Bond Interest/ Stock Dividends Received During Year	Stated Con-tractual Maturity Date	NAIC Design-ation, NAIC Design-ation Modifier and SVO Admini-strative Symbol	
..31418B-V5-2	FANNIE MAE 3% Due 10/1/2045 Mo-1 3.000%		06/01/2023	Paydown			1,700	1,700	1,656				.41		1,700				.21	10/01/2045	1.A	
..31418C-HT-4	FANNIE MAE POOL MA2941 3.500% 03/01/32		06/01/2023	Paydown			20,551	20,551	20,712			(126)	(126)		20,551				.293	03/01/2032	1.A	
..31418C-RC-0	FANNIE MAE POOL MA3182 3.500% 11/01/47		06/01/2023	Paydown			33,228	33,228	33,486			(247)	(247)		33,228				.483	11/01/2047	1.A	
..31418C-U7-7	FANNIE MAE POOL MA3305 3.500% 03/01/48		06/01/2023	Paydown			48,722	48,722	48,667			53	53		48,722				.716	03/01/2048	1.A	
..31418C-U8-5	FANNIE MAE POOL MA3306 4.000% 03/01/48		06/01/2023	Paydown			86,190	86,190	87,752			(1,500)	(1,500)		86,190				1,444	03/01/2048	1.A	
..31418C-W2-6	FANNIE MAE POOL MA3364 3.500% 05/01/33		06/01/2023	Paydown			15,430	15,430	15,550			(98)	(98)		15,430				.219	05/01/2033	1.A	
..485428-ZX-7	KANSAS ST DEV FIN AUTH REV 5.371% Due 5/1/2026 MN1 5.371% 05/01/26		05/01/2023	Call	100.0000		765,000	765,000	786,344			(499)	(499)		767,685		(2,685)	(2,685)	.20,544	05/01/2026	1.D FE	
090999999. Subtotal - Bonds - U.S. Special Revenues							9,916,620	9,307,392	9,382,897	9,335,564			(13,439)	(13,439)		9,322,134		(14,742)	(14,742)	946,036	XXX	XXX
..000780-MP-8	AMAC 2003-11 5 1/2% Due 10/25/2033 Mo-1 5.500% 10/25/33		06/01/2023	Paydown			25,763	25,763	27,269			(1,267)	(1,267)		25,763				.477	10/25/2033	3.B FM	
..00150*-AA-6	AIA COLCHIS LLC SENIOR SECURED NOTES 4.460% 12/31/31		05/10/2023	Redemption	100.0000		299,390	299,390	299,390						299,390				6,676	12/31/2031	2.B PL	
..00176@-AA-4	AMF FLORENCE LLC AMF FLORENCE LLC 3.210% 12/31/35		06/30/2023	Redemption	100.0000		605,018	605,018	605,018						605,018				9,712	12/31/2035	2.C PL	
..00184@-AA-4	AMAZON EUCLID CTL AMAZON EUCLID CTL 4.095% 06/30/39		06/30/2023	Redemption	100.0000		18,768	18,768	18,768						18,768				.320	06/30/2039	1.E	
..00191#-AA-3	AMAZON TUCSCON CTL AMAZON TUCSCON CTL 4.095% 08/31/39		06/30/2023	Redemption	100.0000		35,717	35,717	35,717						35,717				.610	08/31/2039	1.E	
..00191@-AA-5	AMAZON OKC CTL AMAZON OKC CTL 4.233% 09/30/39		06/30/2023	Redemption	100.0000		53,733	53,733	53,733						53,733				.948	09/30/2039	1.E	
..00193*-AA-5	AMAZON TULSA CTL AMAZON TULSA CTL 4.233% 09/30/39		06/30/2023	Redemption	100.0000		36,117	36,117	35,935			182	182		36,117				.724	09/30/2039	1.E	
..00215J-AA-7	ASP AMC MERGER SUB 8.000% 05/15/25		06/28/2023	J.P. MORGAN			10,000	1,000,000	62,567			915,523	2,576		62,567		(52,567)	(52,567)	.50,000	05/15/2025	6. FE	
..00230@-AA-8	AT&T PORTFOLIO 00230@AA8 4.003% 05/15/46		06/15/2023	Redemption	100.0000		46,122	46,122	46,583			(443)	(443)		46,122				.778	05/15/2046	2.B	
..00796#-AA-2	ADVANTAGE CAPITAL COMMUNITY ADVANTAGE CAPITAL COMMUNITY 0.001% 03/01/25		06/01/2023	Redemption	100.0000		687,500	687,500	512,560			46,329	46,329		687,500					03/01/2025	1.D	
..00804*-AC-2	ADVANTAGE CAPITAL 2019 ST TAX ADVANTAGE CAPITAL 2019 ST TAX 0.001% 01/15/29		06/30/2023	Redemption	100.0000		375,000	375,000	375,000			26,163	26,163		375,000					01/15/2029	1.D	
..00909@-A*-5	AMAZON FORT WORTH CTL AMAZON FORT WORTH CTL 4.494% 11/10/39		06/10/2023	Redemption	100.0000		37,611	37,611	37,611						37,611				.565	11/10/2039	1.E	
..00910G-A*-4	AMAZON SAN BERNARDINO CTL AMAZON SAN BERNARDINO CTL 4.494% 03/10/41		06/10/2023	Redemption	100.0000		67,335	67,335	67,335						67,335				1,020	03/10/2041	1.E	
..01185*-AA-3	ALASKA VENTURES LLC ALASKA VENTURES 4.670% 06/30/33		06/30/2023	Redemption	100.0000		479,167	479,167	479,167						479,167				.11,189	06/30/2033	2.C PL	
..01185*-AB-1	ALASKA VENTURES LLC ALASKA VENTURES LLC 4.670% 06/30/33		06/30/2023	Redemption	100.0000		50,642	50,642	49,509			1,133	1,133		50,642				.1,786	06/30/2033	2.C PL	
..015271-AZ-2	ALEXANDRIA REAL EST EQUITIES BASIC 3.550% 03/15/52		05/25/2023	GOLDMAN SACHS			5,944,500	9,000,000	8,961,750			304	304		8,962,944		(3,018,444)	(3,018,444)	.226,313	03/15/2052	2.A FE	
..021345-AA-1	ALTA WIND HOLDINGS LLC 7% Due 6/30/2035 JD31 7.000% 06/30/35		06/30/2023	Redemption	100.0000		632,604	632,604	690,697			(46,976)	(46,976)		632,604				.22,143	06/30/2035	2.C FE	
..02376*-AA-0	AMERICAN AIRLINES INC. AMERICAN AIRLINES INC 4.140% 06/15/27		06/15/2023	Redemption	100.0000		473,035	473,035	473,035						473,035				.9,792	06/15/2027	1.F PL	
..02377#-AA-5	AMERICAN AIRLINES INC. AMERICAN AIRLINES INC 4.700% 12/15/24		06/15/2023	Redemption	100.0000		627,053	627,053	627,053						627,053				.14,736	12/15/2024	3.B PL	
..02378*-AA-8	AMERICAN AIRLINES INC AMERICAN AIRLINES 5.180% 10/15/23		04/15/2023	Redemption	100.0000		404,545	404,545	404,545						404,545				.10,478	10/15/2023	3.A PL	

E05.4

STATEMENT AS OF JUNE 30, 2023 OF THE GUARDIAN LIFE INSURANCE COMPANY OF AMERICA

SCHEDULE D - PART 4

Show All Long-Term Bonds and Stock Sold, Redeemed or Otherwise Disposed of During the Current Quarter

1	2	3	4	5	6	7	8	9	10	Change In Book/Adjusted Carrying Value					16	17	18	19	20	21	22
										11	12	13	14	15							
CUSIP Identification	Description	Foreign	Disposal Date	Name of Purchaser	Number of Shares of Stock	Consideration	Par Value	Actual Cost	Prior Year Book/Adjusted Carrying Value	Unrealized Valuation Increase/(Decrease)	Current Year's (Amortization)/Accretion	Current Year's Other Than Temporary Impairment Recognized	Total Change in Book/Adjusted Carrying Value (11 + 12 - 13)	Total Foreign Exchange Change in Book /Adjusted Carrying Value	Book/Adjusted Carrying Value at Disposal Date	Foreign Exchange Gain (Loss) on Disposal	Realized Gain (Loss) on Disposal	Total Gain (Loss) on Disposal	Bond Interest/Stock Dividends Received During Year	Stated Contractual Maturity Date	NAIC Designation, NAIC Designation Modifier and SVO Administrative Symbol
..02379#-AA-3	AMERICAN AIRLINES INC AMERICAN AIRLINES INC 3.930% 12/15/25		06/15/2023	Redemption 100.0000		150,000	150,000	150,000	150,000						150,000				2,948	12/15/2025	2.A PL
..02379*-AA-7	AMERICAN AIRLINES INC AMERICAN AIRLINES INC 3.530% 12/15/27		06/15/2023	Redemption 100.0000		450,000	450,000	450,000	450,000						450,000				7,943	12/15/2027	1.E PL
..02660T-DM-2	American Home Mortgage Investm SERIES 20051 CLASS M1 6.003% 06/25/45		06/25/2023	Paydown			(20,241)	(18,268)	(18,815)		(78)		(78)		(18,893)		18,893	18,893	320	06/25/2045	3.C FM
..02665W-DL-2	AMERICAN HONDA FINANCE BASIC 1.200% 07/08/25		05/02/2023	GOLDMAN SACHS		4,653,600	5,000,000	4,578,950	4,618,216		49,506		49,506		4,667,723		(14,123)	(14,123)	49,333	07/08/2025	1.G FE
..03063#-AB-0	AMERICOLD REALTY OPERATING PAR AMERICOLD REALTY OPERATING PAR 4.860% 01/08/29		04/24/2023	THE SEAPORT GROUP		9,900,000	10,000,000	10,000,000	10,000,000						10,000,000		(100,000)	(100,000)	386,100	01/08/2029	2.B FE
..031921-AB-5	AMHINS GROUP INC BASIC 4.875% 06/30/29		05/08/2023	STIFEL NICOLAUS		254,100	280,000	280,000	280,000						280,000		(25,900)	(25,900)	4,929	06/30/2029	4.C FE
..040104-FW-6	Argent Securities Inc SERIES 2004W3 CLASS A3 5.998% 02/25/34		06/25/2023	Paydown		10,970	10,970	10,795	10,807		163		163		10,970				166	02/25/2034	1.A FM
..04542B-KC-5	Asset Backed Funding Certifica SERIES 2004OPT5 CLASS M1 6.273% 03/25/34		06/27/2023	Paydown		10,030	10,030	9,980	9,983		47		47		10,030				119	03/25/2034	1.A FM
..05237*-AD-6	AUSTIN POWDER HOLDINGS COMPANY 4.6% Due 5/1/2023 MM1 4.600% 05/01/23		05/01/2023	Maturity		10,000,000	10,000,000	10,000,000	10,000,000						10,000,000				234,167	05/01/2023	2.B PL
..05279#-AA-9	AMERCEN PROPERTIES LLC AMERCEN PROPERTIES LLC - AUTOL 4.101% 08/15/34		06/15/2023	Redemption 100.0000		134,152	134,152	134,152	134,152						134,152				2,293	08/15/2034	2.B
..05590#-AA-9	ESSENTIAL FACILITIES-BPHQ, LLC ESSENTIAL FACILITIES-BPHQ, LLC 3.540% 11/15/32		06/15/2023	Redemption 100.0000		373,241	373,241	371,137	371,678		1,562		1,562		373,241				5,471	11/15/2032	1.F
..05607B-AA-9	BXGNT 2017-A 2.950% 10/04/32		06/02/2023	Paydown		62,784	62,784	62,783	62,784						62,784				773	10/04/2032	1.F FE
..059165-EF-3	BALTIMORE GAS & ELECTRIC 3.35% Due 7/1/2023 JU1 3.350% 07/01/23		05/22/2023	Call 100.0000		200,000	200,000	199,914	199,995		4		4		199,999		1	1	5,937	07/01/2023	1.G FE
..05948X-YD-7	BOAMS 2003-J Adj % Due 11/25/2033 Mo-1 3.892% 11/25/33		06/01/2023	Paydown		8,235	8,235	7,914	7,995		241		241		8,235				131	11/25/2033	1.A FM
..05950D-AD-2	Banc of America Funding Corpor 5.89140% Due 6/20/2036 Mo-1 4.255% 06/20/36		06/01/2023	Paydown		5,079	5,497	5,222	5,255		224		224		5,478		(399)	(399)	86	06/20/2036	1.A FM
..05951U-AE-1	BAFC 2006-8T2 5.8341% Due 10/25/2036 Mo-1 5.834% 10/25/36		06/01/2023	Paydown		31,772	37,751	31,080	32,007		4,841		4,841		36,848		(5,076)	(5,076)	762	10/25/2036	1.A FM
..06051G-DM-8	BAFC 2004-2 Adj % Due 5/25/2035 Mo-1 4.117% 05/25/35		06/01/2023	Paydown		9,762	9,762	9,814	9,801		(39)		(39)		9,762				138	05/25/2035	1.C FM
..065404-BA-2	BANK SERIES 2018BN10 CLASS A4 3.428% 02/15/61		04/01/2023	Paydown																02/15/2061	1.A
..07030U-AA-0	BASTION FUNDING I, LLC BASTION FUNDING I, LLC 7.119% 04/25/38		06/25/2023	Redemption 100.0000		375,419	375,419	375,419	375,419						375,419				9,651	04/25/2038	1.F Z
..07123#-AA-1	BATON ROUGE HOSPITAL ENERGY BATON ROUGE HOSPITAL ENERGY 4.320% 12/15/37		06/15/2023	Redemption 100.0000		21,882	21,882	21,882	21,882						21,882				394	12/15/2037	1.F
..07124#-AA-0	BATON ROUGE ENERGY PARTNERS, BATON ROUGE ENERGY PARTNERS, 3.520% 10/15/39		06/15/2023	Redemption 100.0000		143,200	143,200	143,200	143,200						143,200				2,100	10/15/2039	1.G Z
..07386H-GH-8	BALTA 2003-3 SERIES 20043 CLASS M1 6.003% 04/25/34		06/26/2023	Paydown		13,338	13,338	13,136	13,160		177		177		13,338				318	04/25/2034	1.A FM
..07386H-VM-0	BALTA 2003-3 SERIES 20057 CLASS M1 5.912% 08/25/35		06/25/2023	Paydown		320,372	320,372	298,774	307,950		12,422		12,422		320,372				5,203	08/25/2035	1.A FM
..07387#-AA-2	BEAR SWAMP FINANCE SENIOR SECURED NOTES 4.890% 09/30/25		06/30/2023	Redemption 100.0000		602,542	602,542	602,542	599,940		2,602		2,602		602,542				14,732	09/30/2025	2.C PL
..073879-CV-8	Bear Stearns Asset Backed Secu SERIES 2004HE6 CLASS M2 7.067% 08/25/34		06/25/2023	Paydown		22,802	22,802	22,795	22,797		5		5		22,802				506	08/25/2034	1.A FM
..08162T-AY-9	BENCHMARK MORTGAGE TRUST SERIES 2018B7 CLASS A2 4.377% 11/15/51		06/01/2023	Paydown		12,372	12,372	12,743	12,690		(317)		(317)		12,372				112	11/15/2051	1.A

E05.5

STATEMENT AS OF JUNE 30, 2023 OF THE GUARDIAN LIFE INSURANCE COMPANY OF AMERICA

SCHEDULE D - PART 4

Show All Long-Term Bonds and Stock Sold, Redeemed or Otherwise Disposed of During the Current Quarter

1	2	3	4	5	6	7	8	9	10	Change In Book/Adjusted Carrying Value					16	17	18	19	20	21	22
										11	12	13	14	15							
CUSIP Identification	Description	Foreign	Disposal Date	Name of Purchaser	Number of Shares of Stock	Consideration	Par Value	Actual Cost	Prior Year Book/Adjusted Carrying Value	Unrealized Valuation Increase/(Decrease)	Current Year's (Amortization)/Accretion	Current Year's Other Than Temporary Impairment Recognized	Total Change in Book/Adjusted Carrying Value (11 + 12 - 13)	Total Foreign Exchange Change in Book /Adjusted Carrying Value	Book/Adjusted Carrying Value at Disposal Date	Foreign Exchange Gain (Loss) on Disposal	Realized Gain (Loss) on Disposal	Total Gain (Loss) on Disposal	Bond Interest/Stock Dividends Received During Year	Stated Contractual Maturity Date	NAIC Designation, NAIC Designation Modifier and SVO Administrative Symbol
..08162T-AY-9	BENCHMARK MORTGAGE TRUST SERIES 2018B7 CLASS A2 4.377% 11/15/51		04/17/2023	Redemption	100.0000	179,825	179,825	185,213	184,437		(4,612)		(4,612)		179,825				656	11/15/2051	1.A
..10112R-AX-2	BOSTON PROPERTIES LP 3.65% Due 2/1/2026 FA1 3.650% 02/01/26		05/25/2023	GOLDMAN SACHS	100.0000	5,990,660	6,500,000	6,481,020	6,493,435		840		840		6,494,275		(503,615)	(503,615)	197,049	02/01/2026	2.A FE
..10240*-AA-7	BOWIE ACQUISITIONS LLC BOWIE ACQUISITIONS LLC 3.920% 09/30/38		06/30/2023	Redemption	100.0000	613,606	613,606	613,606	613,606						613,606				12,027	09/30/2038	2.C PL
..110122-DN-5	BRISTOL-MYERS SQUIBB CO BASIC 0.750% 11/13/25		04/18/2023	GOLDMAN SACHS		4,574,000	5,000,000	4,545,400	4,587,698		41,047		41,047		4,628,744		(54,744)	(54,744)	16,250	11/13/2025	1.F FE
..12061R-AC-5	BUNKER HILL LOAN DEP TR SERIES 20192 CLASS A3 3.185% 07/25/49		06/01/2023	Paydown		61,593	61,593	61,786	61,782		(189)		(189)		61,593				861	07/25/2049	1.A
..12523*-AA-9	CHENIERE TUG SERVICES LLC CHENIERE TUG SERVICES LLC 6.400% 09/30/30		06/30/2023	Redemption	100.0000	197,638	197,638	197,638	197,638						197,638				6,324	09/30/2030	3.B PL
..12542R-G*-5	CHS INC. SERIES N SENIOR NOTES 4.670% 06/09/23		06/09/2023	Maturity		4,000,000	4,000,000	4,037,760	4,002,920		(2,920)		(2,920)		4,000,000				93,400	06/09/2023	2.C
..12595X-AR-4	CSAIL COMMERCIAL MORTGAGE TRUS SERIES 2018CX12 CLASS A2 4.148% 08/15/51		06/01/2023	Paydown		537,274	537,274	553,390	550,744		(13,471)		(13,471)		537,274				4,887	08/15/2051	1.A
..12610*-AA-3	CED CALIFORNIA HOLDINGS 4 LLC CED CALIFORNIA HOLDINGS 4 LLC 3.820% 12/31/38		06/30/2023	Redemption	100.0000	201,284	201,284	201,284	201,284						201,284				3,845	12/31/2038	2.C
..12624N-AC-4	COMM 2012-LTRT 3.3996% Due 10/5/2030 Mo-1 3.400% 10/05/30		06/01/2023	Paydown		378,726	378,726	380,287	378,726						378,726				2,146	10/05/2030	1.A FM
..12625X-AG-2	COMM 2013-300P 4.53995% Due 8/10/2030 Mo-1 4.540% 08/10/30		04/01/2023	Various															82,988	08/10/2030	1.A
..12626B-AN-4	COMM 2013-GR10 4.517% Due 8/10/2046 Mo-1 4.517% 08/10/46		06/01/2023	Paydown		8,000,000	8,000,000	8,810,000	8,035,068		(35,068)		(35,068)		8,000,000				86,399	08/10/2046	1.A
..126650-AY-6	CVS CAREMARK CORP CVS HEALTH CORPORATION 5.361% 10/10/27		06/10/2023	Redemption	100.0000	116,574	116,574	125,245	122,146		(5,572)		(5,572)		116,574				2,606	10/10/2027	2.B
..126650-BP-4	CVS CAREMARK CORP 6.036% Due 12/10/2028 Mo-10 6.036% 12/10/28		06/10/2023	Various		319,285	319,285	327,025	321,698		(2,413)		(2,413)		319,285				8,035	12/10/2028	2.B FE
..126673-WE-5	CIWEL 2004-I A 5.860% 07/25/35		06/25/2023	Paydown		148,910	148,910	135,880	148,910						148,910				3,034	07/25/2035	1.A FM
..12668A-VL-6	CIWALT 2005-56 Flt % Due 12/25/2035 Mo-25 5.670% 12/25/35		06/25/2023	Paydown		5,403	5,403	4,758	4,939		464		464		5,403				78	12/25/2035	1.A FM
..12668B-RC-9	CIWALT 2006-OC2 5.350% 02/25/36		06/25/2023	Paydown		105,908	105,088	87,486	90,750		14,447		14,447		105,197		710	710	1,840	02/25/2036	1.A FM
..12668U-AG-6	Countrywide Asset-Backed Certi SERIES 20073 CLASS 2A3 5.402% 05/25/47		06/25/2023	Paydown		12,916	12,916	11,818	11,934		982		982		12,916				237	05/25/2047	5.A FM
..126697-AB-7	CIVL 2007-12 SERIES 200712 CLASS 1A2 6.018% 08/25/47		06/25/2023	Paydown		91,946	91,946	90,567	90,692		1,254		1,254		91,946				1,710	08/25/2047	1.A FM
..12669E-GE-7	CIWHL 2003-50 Adj % Due 1/19/2034 Mo-1 3.908% 01/19/34		06/01/2023	Paydown		4,298	4,298	4,239	4,261		38		38		4,298				70	01/19/2034	1.A FM
..12695*-AA-3	CVS HEALTH CORPORATION PASS-THROUGH CERTIFICATES 3.416% 10/10/38		06/10/2023	Redemption	100.0000	171,633	171,633	171,633	171,633						171,633				2,444	10/10/2038	2.B
..12696*-AA-8	HSS PROPERTIES CERTIFICATES 4.210% 09/15/47		06/15/2023	Redemption	100.0000	32,876	32,876	33,199	33,136		(261)		(261)		32,876				577	09/15/2047	1.E PL
..12702*-AA-4	CVS HEALTH CORPORATION CVS HEALTH CORPORATION 3.901% 10/10/39		06/10/2023	Redemption	100.0000	130,694	130,694	130,694	130,694						130,694				2,125	10/10/2039	2.B
..12708*-AA-4	CTL 2018-12 TRUST CTL 2018-12 TRUST 5.550% 07/15/35		06/15/2023	Redemption	100.0000	223,280	223,280	223,280	223,280						223,280				5,167	07/15/2035	2.B PL
..12708*-AA-8	CTL PHILADELPHIA LEASE FINANCE CTL PHILADELPHIA LEASE FINANCE 4.008% 12/27/26		06/06/2023	Redemption	100.0000	235,179	235,179	235,179	235,179						235,179				2,372	12/27/2026	1.F
..127656-AA-4	CAERUS UINTA ABS I LLC CAERUS UINTA ABS I LLC 7.480% 04/28/40		06/28/2023	Redemption	100.0000	1,470,057	1,470,057	1,469,722			335		335		1,470,057				28,275	04/28/2040	1.G Z

E05.6

STATEMENT AS OF JUNE 30, 2023 OF THE GUARDIAN LIFE INSURANCE COMPANY OF AMERICA

SCHEDULE D - PART 4

Show All Long-Term Bonds and Stock Sold, Redeemed or Otherwise Disposed of During the Current Quarter

1	2	3	4	5	6	7	8	9	10	Change In Book/Adjusted Carrying Value					16	17	18	19	20	21	22
										11	12	13	14	15							
CUSIP Identification	Description	Foreign	Disposal Date	Name of Purchaser	Number of Shares of Stock	Consideration	Par Value	Actual Cost	Prior Year Book/Adjusted Carrying Value	Unrealized Valuation Increase/(Decrease)	Current Year's (Amortization)/Accretion	Current Year's Other Than Temporary Impairment Recognized	Total Change in Book/Adjusted Carrying Value (11 + 12 - 13)	Total Foreign Exchange Change in Book /Adjusted Carrying Value	Book/Adjusted Carrying Value at Disposal Date	Foreign Exchange Gain (Loss) on Disposal	Realized Gain (Loss) on Disposal	Total Gain (Loss) on Disposal	Bond Interest/Stock Dividends Received During Year	Stated Contractual Maturity Date	NAIC Designation, NAIC Designation Modifier and SVO Administrative Symbol
..127780-AA-1	CRIC PHX AVIATION LLC CRIC PHX AVIATION LLC 6.360% 08/15/43		06/15/2023	Redemption	100.0000	6,414	6,414	6,414							6,414				73	08/15/2043	2.C Z
..14313*-AA-1	CARMAX AUTO SUPERSTORES, INC SENIOR UNSECURED NOTES 3.860% 04/27/23		04/27/2023	Maturity		2,000,000	2,000,000	2,000,000	2,000,000						2,000,000				38,600	04/27/2023	2.B
..144526-AC-4	Carrington Mortgage Loan Trust SERIES 2007RFC1 CLASS A3 5.288% 12/25/36		06/26/2023	Paydown		285,170	285,170	252,613	263,713		21,457		21,457		285,170				5,231	12/25/2036	1.A FM
..144531-DP-2	CARR 2006-NC1 SERIES 2005NC5 CLASS M2 5.648% 10/25/35		06/26/2023	Paydown		348,407	348,407	323,801	327,718		20,689		20,689		348,407				5,689	10/25/2035	1.A FM
..144531-DQ-0	CARR 2006-NC1 5.670% 10/25/35		06/25/2023	Paydown		(850)	(850)	(794)	(816)		(8)		(8)		(824)		824	824	9	10/25/2035	4.C FM
..144531-EY-2	CARR 2006-NC1 Flt % Due 1/25/2036 Mo-25 5.550% 01/25/36		06/26/2023	Paydown		250,499	250,499	238,445	244,973		5,526		5,526		250,499				3,997	01/25/2036	1.A FM
..144538-AC-9	Carrington Mortgage Loan Trust SERIES 2006FRE1 CLASS A3 5.298% 04/25/36		06/26/2023	Paydown		418,905	418,905	399,530	403,002		15,902		15,902		418,905				6,802	04/25/2036	1.A FM
..14453F-AD-1	Carrington Mortgage Loan Trust SERIES 2006NC2 CLASS A4 5.388% 06/25/36		06/26/2023	Paydown		302,717	302,717	276,281	283,418		19,299		19,299		302,717				4,219	06/25/2036	1.A FM
..14576A-AA-0	CARS MTI SERIES 20201A CLASS A1 2.010% 12/15/50		06/15/2023	Paydown		8,731	8,731	8,728	8,729		3		3		8,731				74	12/15/2050	1.A FE
..14855W-AA-4	CASTLELAKE SECURED AVIATION CASTLELAKE SECURED AVIATION 6.500% 07/31/36		05/15/2023	Redemption	100.0000	233,426	233,426	227,498					5,928		233,426				1,042	07/31/2036	1.C Z
..14855W-AA-4	CASTLELAKE SECURED AVIATION CASTLELAKE SECURED AVIATION 6.500% 07/31/36		06/15/2023	Redemption	100.0000	348,023	348,023	339,184					8,838		348,023				4,901	07/31/2036	1.F Z
..14855W-AB-2	CASTLELAKE SECURED AVIATION CASTLELAKE SECURED AVIATION 5.650% 07/31/36		06/15/2023	Redemption	100.0000	83,052	83,052	74,139					8,913		83,052				1,017	07/31/2036	1.F Z
..14855W-AB-2	CASTLELAKE SECURED AVIATION CASTLELAKE SECURED AVIATION 5.650% 07/31/36		05/15/2023	Redemption	100.0000	57,144	57,144	51,011					6,132		57,144				220	07/31/2036	2.B Z
..15135#-BS-0	CENTENNIAL ENERGY HOLDINGS INC 4.49% Due 6/27/2023 JD27 4.490% 06/27/23		06/09/2023	Redemption	100.0000	7,000,000	7,000,000	7,000,000	7,000,000						7,000,000				141,435	06/27/2023	2.B
..15135#-CB-6	CENTENNIAL ENERGY HOLDINGS INC CENTENNIAL ENERGY HOLDINGS INC 3.780% 03/23/34		06/09/2023	Redemption	100.0000	11,000,000	11,000,000	11,000,000	11,000,000						11,000,000				295,680	03/23/2034	2.B
..152314-JH-1	CXHE 2003-B SERIES 2004B CLASS M2 5.898% 03/25/34		06/26/2023	Paydown		72,753	72,753	71,505	71,807		946		946		72,753				1,676	03/25/2034	1.A FM
..152314-JY-7	CXHE 2003-B SERIES 2004B CLASS M4 6.536% 03/25/34		06/25/2023	Paydown		100,579	100,579	100,503	100,524		55		55		100,579				2,001	03/25/2034	1.A FM
..161546-EW-2	CFAB 2003-4 SERIES 20032 CLASS 2A2 5.738% 02/25/33		06/25/2023	Paydown		58,810	58,810	57,340	57,450		1,360		1,360		58,810				1,172	02/25/2033	1.A FM
..161546-FX-9	CFAB 2003-4 5.159% Due 11/25/2032 Mo-1 5.159% 11/25/32		06/01/2023	Paydown		188,223	188,223	180,929	185,959		2,264		2,264		188,223				3,647	11/25/2032	1.A FM
..161630-AG-3	CHASE 2007-A1 Adj % Due 2/25/2037 Mo-1 4.108% 02/25/37		06/01/2023	Paydown		13	13	13	13						13					02/25/2037	1.A FM
..161630-AU-2	CHASE 2007-A1 Adj % Due 2/25/2037 Mo-1 4.305% 02/25/37		06/01/2023	Paydown		3,126	3,126	3,034	3,044		82		82		3,126				51	02/25/2037	1.A FM
..161630-AY-4	CHASE 2007-A1 Adj % Due 2/25/2037 Mo-1 4.292% 02/25/37		06/01/2023	Paydown		9,228	9,228	9,154	9,163		65		65		9,228				155	02/25/2037	1.A FM
..16165M-AF-5	CFLX 2006-2 4.84837% Due 9/25/2036 Mo-1 4.816% 09/25/36		06/01/2023	Paydown		147,102	149,587	137,152	139,014		10,400		10,400		149,413		(2,311)	(2,311)	2,954	09/25/2036	1.A FM
..16678R-AV-9	COMFC 2004-1A 4.974% 01/25/35		06/01/2023	Paydown		60,014	60,014	55,948	56,312		3,702		3,702		60,014				1,035	01/25/2035	1.A FM
..171265-C#-6	CHUGACH ELECTRIC ASSOCIATION CHUGACH ELECTRIC ASSOCIATION 2.910% 10/30/50		04/30/2023	Redemption	100.0000	125,714	125,714	125,714	125,714						125,714				1,829	10/30/2050	1.G
..172441-BC-0	CINEMARK USA INC BASIC 8.750% 05/01/25 Citigroup Mortgage Loan Trust SERIES 2004HYB4 CLASS AA 5.478% 12/25/34		05/01/2023	Call	102.1880	408,752	400,000	408,800	408,182		(1,950)		(1,950)		406,232		(6,232)	(6,232)	26,252	05/01/2025	3.B FE
..17307G-MC-9	Citigroup Mortgage Loan Trust SERIES 2004HYB4 CLASS AA 5.478% 12/25/34		06/25/2023	Paydown		8,032	8,032	7,781	7,807		226		226		8,032				148	12/25/2034	1.A FM

E05.7

STATEMENT AS OF JUNE 30, 2023 OF THE GUARDIAN LIFE INSURANCE COMPANY OF AMERICA

SCHEDULE D - PART 4

Show All Long-Term Bonds and Stock Sold, Redeemed or Otherwise Disposed of During the Current Quarter

1	2	3	4	5	6	7	8	9	10	Change In Book/Adjusted Carrying Value					16	17	18	19	20	21	22
										11	12	13	14	15							
CUSIP Identification	Description	Foreign	Disposal Date	Name of Purchaser	Number of Shares of Stock	Consideration	Par Value	Actual Cost	Prior Year Book/Adjusted Carrying Value	Unrealized Valuation Increase/(Decrease)	Current Year's (Amortization)/Accretion	Current Year's Other Than Temporary Impairment Recognized	Total Change in Book/Adjusted Carrying Value (11 + 12 - 13)	Total Foreign Exchange Change in Book /Adjusted Carrying Value	Book/Adjusted Carrying Value at Disposal Date	Foreign Exchange Gain (Loss) on Disposal	Realized Gain (Loss) on Disposal	Total Gain (Loss) on Disposal	Bond Interest/Stock Dividends Received During Year	Stated Contractual Maturity Date	NAIC Designation, NAIC Designation Modifier and SVO Administrative Symbol
..17309P-AB-2	Citigroup Mortgage Loan Trust SERIES 2006AMC1 CLASS A2B 5.308% 09/25/36		06/25/2023	Paydown		28,291	28,291	25,815	26,315		1,976		1,976		28,291				429	09/25/2036	1.A FM
..184496-AQ-0	CLEAN HARBORS INC BASIC 6.375% 02/01/31		05/03/2023	BANK OF AMERICA		2,528,125	2,500,000	2,500,000							2,500,000			28,125	44,714	02/01/2031	3.C FE
..21871X-AC-3	COREBRIDGE FINANCIAL INC BASIC 3.650% 04/05/27		05/31/2023	Tax Free Exchange		2,996,705	3,000,000	2,995,800	2,996,374		330		330		2,996,705				71,783	04/05/2027	2.B FE
..21871X-AG-4	COREBRIDGE FINANCIAL INC BASIC 3.900% 04/05/32		05/31/2023	Tax Free Exchange		10,485,965	10,500,000	10,484,460	10,485,415		550		550		10,485,965				268,450	04/05/2032	2.B FE
..21871X-AL-3	COREBRIDGE FINANCIAL INC BASIC 4.400% 04/05/52		05/31/2023	Tax Free Exchange		1,199,800	1,200,000	1,199,796	1,199,798		1		1		1,199,800				34,613	04/05/2052	2.B FE
..21872#-AA-5	CORECIVIC OF KANSAS, LLC CORECIVIC OF KANSAS, LLC 4.430% 01/31/40		04/30/2023	Redemption	100.0000	100,638	100,638	100,638	100,638						100,638				2,229	01/31/2040	1.F PL
..22541S-AX-6	CSFB 2004-1 5.91296% Due 2/25/2034 Mo-1 5.922% 02/25/34		06/01/2023	Paydown		60,107	60,107	55,223	56,172		3,935		3,935		60,107				1,748	02/25/2034	1.A FM
..22541S-GE-2	CSFB 2004-1 5 1/4% Due 6/25/2034 Mo-1 5.250% 06/25/34		06/01/2023	Paydown		6,901	6,901	7,287	7,147		(245)		(245)		6,901				149	06/25/2034	1.A FM
..22541S-GJ-1	CSFB 2004-1 5 1/4% Due 6/25/2034 Mo-1 5.250% 06/25/34		06/01/2023	Paydown		5,793	5,793	6,003	5,925		(132)		(132)		5,793				125	06/25/2034	1.A FM
..225470-EC-3	CSFB 2005-10 F11 % Due 11/25/2035 Mo-25 5.850% 11/25/35		06/25/2023	Paydown		116,435	113,717	86,709	91,554		22,678		22,678		114,232		2,202	2,202	2,825	11/25/2035	3.A FM
..22959#-AA-9	CSOLAR IV SOUTH, LLC SR SEC 5.371% 09/30/38		06/30/2023	Redemption	100.0000	170,502	170,502	170,491	170,471		31		31		170,502				4,580	09/30/2038	2.A PL
..22964*-AC-2	CSOLAR IV WEST, LLC CSOLAR IV WEST, LLC 3.850% 03/31/41		06/30/2023	Redemption	100.0000	443,453	443,453	443,453	443,453						443,453				8,537	03/31/2041	2.B PL
..233046-AQ-4	DNKN 2015-1A SERIES 20211A CLASS A211 2.493% 11/20/51		05/15/2023	Paydown		25,000	25,000	25,000	25,000						25,000				312	11/20/2051	2.B FE
..24617#-AA-9	DELAWARE NORTH COMPANIES, INC SENIOR SECURED NOTES 3.820% 11/14/34		05/06/2023	Redemption	100.0000	354,834	354,834	354,834	354,834						354,834				6,777	11/14/2034	2.B PL
..24617#-AC-5	DELAWARE NORTH COMPANIES, INC DELAWARE NORTH COMPANIES, IN 3.490% 11/14/34		05/14/2023	Redemption	100.0000	142,406	142,406	142,406	142,406						142,406				2,485	11/14/2034	2.B PL
..24617#-AD-3	DELAWARE NORTH COMPANIES, INC DELAWARE NORTH COMPANIES, IN 3.490% 11/14/34		05/14/2023	Redemption	100.0000	94,937	94,937	94,937	94,937						94,937				1,657	11/14/2034	2.B PL
..24703T-AA-4	DELL INT LLC DELL INT LLC 5.450% 06/15/23		04/17/2023	Call	100.0000	132,000	132,000	133,930	132,325		(325)		(325)		132,000				2,438	06/15/2023	2.B FE
..25150U-AA-6	DBALT 2007-0A2 F11 % Due 4/25/2047 Mo-1 4.746% 04/25/47		06/01/2023	Paydown		6,261	6,261	5,633	5,784		477		477		6,261				49	04/25/2047	1.A FM
..25512D-AB-5	DIVERSIFIED ABS PHASE V LLC DIVERSIFIED ABS PHASE V LLC 5.780% 12/28/30		06/28/2023	Redemption	100.0000	1,353,636	1,353,636	1,353,636	1,353,636						1,353,636				31,698	12/28/2030	2.B FE
..25755T-AP-5	DPABS 2012-1A SERIES 20211A CLASS A211 3.151% 04/25/51		04/16/2023	Paydown		18,750	18,750	18,750	18,750						18,750				295	04/25/2051	2.A FE
..26860#-AA-8	PIO PICO LLC SENIOR SECURED NOTES 4.170% 12/31/41		06/30/2023	Redemption	100.0000	64,592	64,592	64,592	62,950		1,643		1,643		64,592				1,347	12/31/2041	1.G PL
..26986*-AA-1	EAGLE SOLAR, LLC EAGLE SOLAR, LLC 4.820% 12/31/42		06/30/2023	Redemption	100.0000	136,192	136,192	136,192	136,192						136,192				3,282	12/31/2042	3.A
..27326#-AC-0	EAST KENTUCKY POWER CORP EAST KENTUCKY POWER CORP 4.450% 04/19/49		04/18/2023	Redemption	100.0000	333,333	333,333	333,333	333,333						333,333				7,417	04/19/2049	2.A
..286857-A@-6	ELIZABETHTOWN GAS ELIZABETHTOWN GAS 4.020% 12/20/28		04/07/2023	Redemption	100.0000	3,000,000	3,000,000	3,000,000	3,000,000						3,000,000				35,175	12/20/2028	1.G
..286857-B*-7	ELIZABETHTOWN GAS ELIZABETHTOWN GAS 4.290% 12/20/38		04/07/2023	Redemption	100.0000	4,000,000	4,000,000	4,000,000	4,000,000						4,000,000				50,050	12/20/2038	1.G
..286857-B@-5	ELIZABETHTOWN GAS ELIZABETHTOWN GAS 4.370% 12/20/48		04/05/2023	Redemption	100.0000	5,000,000	5,000,000	5,000,000	5,000,000						5,000,000				63,729	12/20/2048	1.G

E05.8

STATEMENT AS OF JUNE 30, 2023 OF THE GUARDIAN LIFE INSURANCE COMPANY OF AMERICA

SCHEDULE D - PART 4

Show All Long-Term Bonds and Stock Sold, Redeemed or Otherwise Disposed of During the Current Quarter

1	2	3	4	5	6	7	8	9	10	Change In Book/Adjusted Carrying Value					16	17	18	19	20	21	22
										11	12	13	14	15							
CUSIP Identification	Description	Foreign	Disposal Date	Name of Purchaser	Number of Shares of Stock	Consideration	Par Value	Actual Cost	Prior Year Book/Adjusted Carrying Value	Unrealized Valuation Increase/(Decrease)	Current Year's (Amortization)/Accretion	Current Year's Other Than Temporary Impairment Recognized	Total Change in Book/Adjusted Carrying Value (11 + 12 - 13)	Total Foreign Exchange Change in Book /Adjusted Carrying Value	Book/Adjusted Carrying Value at Disposal Date	Foreign Exchange Gain (Loss) on Disposal	Realized Gain (Loss) on Disposal	Total Gain (Loss) on Disposal	Bond Interest/Stock Dividends Received During Year	Stated Contractual Maturity Date	NAIC Designation, NAIC Designation Modifier and SVO Administrative Symbol
..286857-E#-0	ELIZABETHTOWN GAS ELIZABETHTOWN GAS 3.360% 06/15/51		04/06/2023	Redemption 100.0000		5,000,000	5,000,000	5,000,000	5,000,000						5,000,000				51,333	06/15/2051	1.G
..29103D-AJ-5	EMERA US FINANCE LP BASIC 3.550% 06/15/26		05/25/2023	GOLDMAN SACHS Redemption 100.0000		5,272,736	5,600,000	5,571,608	5,587,363		1,432		1,432		5,588,796		(316,060)	(316,060)	91,117	06/15/2026	2.C FE
..30288*-AE-0	FLNG LIQUEFACTION 2, LLC FLNG LIQUEFACTION 2, LLC 4.390% 12/31/38		06/30/2023	Redemption 100.0000		168,300	168,300	168,300	168,300						168,300				3,694	12/31/2038	2.B FE
..30306V-AA-8	FLNG LIQUEFACTION 3 LLC FLNG LIQUEFACTION 3 LLC 4.360% 06/30/39		06/30/2023	Redemption 100.0000		183,600	183,600	183,600	183,600						183,600				4,002	06/30/2039	2.C FE
..313747-AT-4	FEDERAL REALTY INVEST TRUST 2 3/4% Due 6/1/2023 JD1 2.750% 06/01/23		06/01/2023	Various Redemption 100.0000		8,000,000	8,000,000	7,189,600	7,959,119		40,881		40,881		8,000,000				110,000	06/01/2023	2.A FE
..31953*-AL-6	BNSF BNSF 5.960% 10/15/27		05/15/2023	Redemption 100.0000		111,816	111,816	111,816	111,816						111,816				3,332	10/15/2027	1.C
..31953*-AM-4	BNSF BNSF 5.960% 10/15/27		05/15/2023	Redemption 100.0000		11,089	11,089	11,089	11,089						11,089				330	10/15/2027	1.C
..31953*-AN-2	BNSF BNSF 5.960% 10/15/27		05/15/2023	Redemption 100.0000		69,334	69,334	69,334	69,334						69,334				2,065	10/15/2027	1.C
..31953*-AP-7	BNSF BNSF 5.960% 10/15/27		05/15/2023	Redemption 100.0000		29,207	29,207	29,207	29,207						29,207				870	10/15/2027	1.C
..31953*-AQ-5	BNSF BNSF 5.960% 10/15/27		05/15/2023	Redemption 100.0000		40,713	40,713	40,713	40,713						40,713				1,213	10/15/2027	1.C
..31953*-AR-3	BNSF BNSF 5.960% 12/13/27		05/15/2023	Redemption 100.0000		34,497	34,497	34,497	34,497						34,497				1,028	12/13/2027	1.C
..32027N-JT-9	FIRST FRANKLIN BANK SERIES 2004FF5 CLASS A1 5.898% 08/25/34		06/27/2023	Paydown		5,592	5,592	5,498	5,523		69		69		5,592				83	08/25/2034	1.A FM
..32027N-IP-2	FIRST FRANKLIN BANK SERIES 2005FF10 CLASS A5 5.508% 11/25/35		06/27/2023	Paydown		14,701	14,701	14,003	14,203		498		498		14,701				224	11/25/2035	1.A FM
..33766#-AA-9	OHIO EDISON TOWER, LLC OHIO EDISON TOWER, LLC 3.200% 06/15/35		06/15/2023	Redemption 100.0000		281,706	281,706	284,513	284,024		(2,318)		(2,318)		281,706				3,757	06/15/2035	3.A
..341081-FJ-1	FLORIDA POWER & LIGHT BASIC 2.750% 06/01/23		06/01/2023	Maturity Redemption 100.0000		600,000	600,000	587,652	598,770		1,230		1,230		600,000				8,250	06/01/2023	1.E FE
..34524#-AA-0	CORKTOWN MOBILITY HUB LLC CORKTOWN MOBILITY HUB LLC 4.720% 07/15/42		06/15/2023	Redemption 100.0000		145,029	145,029	146,425	146,347		(1,318)		(1,318)		145,029				2,854	07/15/2042	3.A
..35086#-AC-5	FOUR CORNERS OPERATING PARTNER FOUR CORNERS OPERATING PARTNER 4.630% 12/20/26		06/01/2023	No Broker Redemption 100.0000		3,999,913	4,000,000	3,999,913	3,999,971		(58)		(58)		3,999,913				3,173	12/20/2026	2.B FE
..35877#-AA-0	FRISCO HQ OPERATIONS LLC FRISCO HQ OPERATIONS LLC 4.130% 12/15/37		06/15/2023	Redemption 100.0000		414,176	414,176	414,176	414,176						414,176				8,553	12/15/2037	2.C PL
..36197X-AP-9	GSM 2013-GC12 3 3/8% Due 6/10/2046 Mo-1 3.375% 06/10/46		05/01/2023	Paydown		5,210,000	5,210,000	5,258,271	5,208,464		1,536		1,536		5,210,000				23,163	06/10/2046	1.A
..36228F-YY-6	GSR 2003-13 Adj % Due 10/25/2033 Mo-1 4.165% 10/25/33		06/01/2023	Paydown		1,977	1,977	2,012	2,004		(27)		(27)		1,977				34	10/25/2033	1.A FM
..36242D-2B-8	GSAMP 2005-AHL F11 % Due 4/25/2035 Mo-25 6.125% 04/25/35		06/26/2023	Paydown		239,392	239,392	192,860	209,252		30,140		30,140		239,392				3,392	04/25/2035	1.A FM
..36242D-SW-9	GSAMP 2005-AHL 5 1/2% Due 6/25/2035 Mo-1 5.500% 06/25/35		06/01/2023	Paydown		9,912	9,912	9,887	9,887		25		25		9,912				251	06/25/2035	1.A FM
..36242D-ET-6	GSAMP 2005-AHL 5% Due 8/25/2019 Mo-1 5.000% 05/25/43		06/01/2023	Paydown		5,927	5,927	6,082	5,927						5,927				100	05/25/2043	1.A FM
..36242D-EY-5	GSAMP 2005-AHL 5% Due 9/25/2034 Mo-1 5.000% 09/25/34		06/01/2023	Paydown		52,558	52,558	54,353	53,775		(1,217)		(1,217)		52,558				1,179	09/25/2034	1.A FM
..36242D-FG-3	GSAMP 2005-AHL 5.897% 09/25/34		06/01/2023	Paydown		19,545	19,545	19,240	19,274		271		271		19,545				473	09/25/2034	4.C FM
..36242D-QY-2	GSAMP 2005-AHL 5% Due 12/25/2034 Mo-1 5.000% 12/25/34		06/01/2023	Paydown		14,573	14,573	14,382	14,408		165		165		14,573				300	12/25/2034	4.C FM

E05.9

STATEMENT AS OF JUNE 30, 2023 OF THE GUARDIAN LIFE INSURANCE COMPANY OF AMERICA

SCHEDULE D - PART 4

Show All Long-Term Bonds and Stock Sold, Redeemed or Otherwise Disposed of During the Current Quarter

1	2	3	4	5	6	7	8	9	10	Change In Book/Adjusted Carrying Value					16	17	18	19	20	21	22
										11	12	13	14	15							
CUSIP Identification	Description	Foreign	Disposal Date	Name of Purchaser	Number of Shares of Stock	Consideration	Par Value	Actual Cost	Prior Year Book/Adjusted Carrying Value	Unrealized Valuation Increase/(Decrease)	Current Year's (Amortization)/Accretion	Current Year's Other Than Temporary Impairment Recognized	Total Change in Book/Adjusted Carrying Value (11 + 12 - 13)	Total Foreign Exchange Change in Book /Adjusted Carrying Value	Book/Adjusted Carrying Value at Disposal Date	Foreign Exchange Gain (Loss) on Disposal	Realized Gain (Loss) on Disposal	Total Gain (Loss) on Disposal	Bond Interest/Stock Dividends Received During Year	Stated Contractual Maturity Date	NAIC Designation, NAIC Designation Modifier and SVO Administrative Symbol
..369550-AZ-1	GENERAL DYNAMICS CORP BASIC 2.625% 11/15/27		05/30/2023	CITICORP SECURITIES		5,789,196	6,300,000	5,857,677	6,058,913		19,049		19,049		6,077,962		(288,766)	(288,766)	90,038	11/15/2027	1.6 FE
..40430H-EE-4	HASC 2006-OPT1 SERIES 2006OPT2 CLASS M5 5.988% 01/25/36		06/23/2023	SOCIETE GENERALE		4,620,000	7,000,000	6,391,875	5,125,176	1,305,549	10,867		1,316,416		6,441,592		(1,821,592)	(1,821,592)	97,636	01/25/2036	4.B FM
..40430K-AH-4	HSI Asset Securitization Corpa SERIES 2006OPT4 CLASS M1 5.488% 03/25/36		06/26/2023	Paydown		232,107	232,107	186,266	200,332		31,775		31,775		232,107				2,541	03/25/2036	1.A FM
..413707-AA-8	HARRIMACK HOLDINGS LLC HARRIMACK HOLDINGS LLC 3.500% 04/07/31		06/07/2023	Redemption 100.0000		500,000	500,000	500,000	500,000						500,000				7,292	04/07/2031	1.F PL
..41781#-AA-3	HARVEY STONE, LLC SENIOR SECURED NOTES 4.910% 04/15/26		06/30/2023			738,048	738,048	738,048	738,048						738,048				18,119	04/15/2026	2.C PL
..437084-QZ-2	HEAT 2005-4 SERIES 20059 CLASS M2 5.838% 04/25/36		04/25/2023	Paydown			(3,313)	(3,198)	(3,207)						(3,206)		3,206	3,206		04/25/2036	1.A FM
..437084-QZ-2	HEAT 2005-4 SERIES 20059 CLASS M2 5.838% 04/25/36		05/25/2023	Paydown			(518)	(500)	(501)		1		1		(500)		500	500		04/25/2036	1.D FM
..437084-QZ-2	HEAT 2005-4 SERIES 20059 CLASS M2 5.838% 04/25/36		06/25/2023	Paydown			(1,075)	(1,037)	(1,040)						(1,041)		1,041	1,041	4	04/25/2036	3.B FM
..44416*-AB-2	HUDSON TRANSMISSION 4.41% Due 5/23/2033 FIAN31 4.410% 05/31/33		05/31/2023	Redemption 100.0000		271,007	271,007	269,464	269,903		1,104		1,104		271,007				5,989	05/31/2033	2.A PL
..44416*-AE-6	HUDSON TRANSMISSION HUDSON TRANSMISSION 4.440% 11/30/32		05/31/2023	Redemption 100.0000		12,796	12,796	12,796	12,796						12,796				284	11/30/2032	2.A PL
..44416*-AF-3	HUDSON TRANSMISSION HUDSON TRANSMISSION 4.440% 11/30/32		05/31/2023	Redemption 100.0000		9,765	9,765	9,765	9,765						9,765				217	11/30/2032	2.A PL
..44416*-AG-1	HUDSON TRANSMISSION HUDSON TRANSMISSION 4.440% 11/30/32		05/31/2023	Redemption 100.0000		56,010	56,010	56,010	56,010						56,010				1,243	11/30/2032	2.A PL
..446413-AL-0	HUNTINGTON INGALLS INDUS HUNTINGTON INGALLS INDUSTRIES 3.483% 12/01/27		05/25/2023	GOLDMAN SACHS Redemption 100.0000		10,378,033	11,300,000	11,427,520	11,404,159		(8,784)		(8,784)		11,395,375		(1,017,342)	(1,017,342)	195,696	12/01/2027	2.C FE
..44919*-AC-2	1 595 EXPRESS, LLC NOTES 3.310% 12/31/31 IMPAC Secured Assets Corp SERIES 20044 CLASS M5 6.842% 02/25/35		06/30/2023			187,045	187,045	187,045	184,931		2,114		2,114		187,045				3,096	12/31/2031	1.F PL
..45254T-QW-7	IMPAC Secured Assets Corp SERIES 20044 CLASS M5 6.842% 02/25/35		04/25/2023	Paydown			(54,409)	(51,654)	(51,823)		(23)		(23)		(51,847)		51,847	51,847	515	02/25/2035	1.A FM
..45254T-QW-7	IMPAC Secured Assets Corp SERIES 20044 CLASS M5 6.842% 02/25/35		05/25/2023	Paydown			(13)	(13)	(13)						(13)		13	13		02/25/2035	5.C FE
..45255R-AB-3	Impac Secured Assets Corp. SERIES 20063 CLASS A2 5.348% 11/25/36		04/27/2023	Paydown		3,946	9,518	7,900	8,456		462		462		8,918		(4,972)	(4,972)	150	11/25/2036	2.A FM
..45255R-AB-3	Impac Secured Assets Corp. SERIES 20063 CLASS A2 5.348% 11/25/36		06/27/2023	Paydown		9,592	11,379	9,445	10,109		1,080		1,080		11,189		(1,596)	(1,596)	244	11/25/2036	2.B FM
..45660N-B9-5	RAST 2004-A2 5 1/4% Due 5/25/2034 Mo-1 5.250% 05/25/34		06/01/2023	Paydown		19,865	19,865	10,926	12,060		7,805		7,805		19,865				519	05/25/2034	1.A FM
..45660N-VH-5	RAST 2004-A2 5 3/4% Due 11/25/2033 Mo-1 5.750% 11/25/33		06/01/2023	Paydown		6,502	6,502	6,649	6,598		(96)		(96)		6,502				89	11/25/2033	2.B FM
..466247-HE-6	JPMNT Adj % Due 12/25/2034 Mo-1 3.889% 12/25/34		06/01/2023	Paydown		40,539	40,539	35,978	37,760		2,779		2,779		40,539				583	12/25/2034	1.A FM
..466247-K7-7	JPMNT Adj % Due 11/25/2033 Mo-1 4.194% 11/25/33		06/01/2023	Paydown		34,357	34,357	34,290	34,291		67		67		34,357				586	11/25/2033	1.A FM
..466247-QA-4	JPMNT Adj % Due 6/25/2035 Mo-1 4.214% 06/25/35		06/01/2023	Paydown		3,829	3,829	3,815	3,816		13		13		3,829				61	06/25/2035	1.A FM
..466247-QY-2	JPMNT Adj % Due 6/25/2035 Mo-1 4.218% 06/25/35		06/01/2023	Paydown		16,385	16,385	16,204	16,271		115		115		16,385				296	06/25/2035	1.A FM
..46639J-AJ-9	JPMCC 2013-C10 SERIES 2013C10 CLASS B 3.674% 12/15/47		06/01/2023	Paydown		267,978	267,978	276,468	276,130		(8,152)		(8,152)		267,978				2,212	12/15/2047	1.A

E05.10

STATEMENT AS OF JUNE 30, 2023 OF THE GUARDIAN LIFE INSURANCE COMPANY OF AMERICA

SCHEDULE D - PART 4

Show All Long-Term Bonds and Stock Sold, Redeemed or Otherwise Disposed of During the Current Quarter

1	2	3	4	5	6	7	8	9	10	Change In Book/Adjusted Carrying Value					16	17	18	19	20	21	22
										11	12	13	14	15							
CUSIP Identification	Description	Foreign	Disposal Date	Name of Purchaser	Number of Shares of Stock	Consideration	Par Value	Actual Cost	Prior Year Book/Adjusted Carrying Value	Unrealized Valuation Increase/(Decrease)	Current Year's (Amortization)/Accretion	Current Year's Other Than Temporary Impairment Recognized	Total Change in Book/Adjusted Carrying Value (11 + 12 - 13)	Total Foreign Exchange Change in Book /Adjusted Carrying Value	Book/Adjusted Carrying Value at Disposal Date	Foreign Exchange Gain (Loss) on Disposal	Realized Gain (Loss) on Disposal	Total Gain (Loss) on Disposal	Bond Interest/Stock Dividends Received During Year	Stated Contractual Maturity Date	NAIC Designation, NAIC Designation Modifier and SVO Administrative Symbol
..46661#-AA-7	JFK FUEL INFRASTRUCTURE LLC SENIOR SECURED 3.440% 04/13/27		04/13/2023	Redemption 100.0000		137,751	137,751	137,751	137,751						137,751				1,185	04/13/2027	1.6 Z
..46661#-AA-7	JFK FUEL INFRASTRUCTURE LLC SENIOR SECURED 3.440% 04/13/27		06/13/2023	Redemption 100.0000		276,688	276,688	276,688	276,688						276,688				3,570	04/13/2027	2.A
..46661#-AC-3	JFK FUEL INFRASTRUCTURE LLC JFK FUEL INFRASTRUCTURE LLC 3.250% 04/13/27		04/13/2023	Redemption 100.0000		47,703	47,703	47,703	47,703						47,703				388	04/13/2027	1.6 Z
..46661#-AC-3	JFK FUEL INFRASTRUCTURE LLC JFK FUEL INFRASTRUCTURE LLC 3.250% 04/13/27		06/13/2023	Redemption 100.0000		95,794	95,794	95,794	95,794						95,794				1,168	04/13/2027	2.A
..46671#-AA-7	JRD HOLDINGS SECURED TRUST JRD HOLDINGS SECURED TRUST 3.620% 01/15/41		06/15/2023	Redemption 100.0000		1,270	1,270	1,270	1,270						1,270				19	01/15/2041	2.B
..46672#-AA-4	JLL SECURITIES CREDIT LEASE JLL SECURITIES CREDIT LEASE 3.974% 02/15/37		06/01/2023	Redemption 100.0000		93,834	93,834	94,772	94,703		(870)		(870)		93,834				1,246	02/15/2037	2.B PL
..46673*-AA-7	JRD HOLDINGS SECURED TRUST JRD HOLDINGS SECURED TRUST 3.214% 12/15/41		06/15/2023	Redemption 100.0000		84,127	84,127	84,127	84,127						84,127				1,127	12/15/2041	2.B
..46674#-AA-4	MHHS CTL MHHS CTL 3.510% 12/15/43		06/15/2023	Redemption 100.0000		140,807	140,807	143,623	143,529		(2,722)		(2,722)		140,807				2,060	12/15/2043	1.F
..48020#-AA-9	VEYRON OPTIMUS IV US FUNDING VEYRON OPTIMUS IV US FUNDING 5.710% 01/15/38		06/15/2023	Redemption 100.0000		75,787	75,787	75,787	75,787						75,787				1,817	01/15/2038	2.B Z
..48121#-AB-7	JRD HOLDINGS LLC SENIOR NOTES 4.650% 04/30/27		04/30/2023	Redemption 100.0000		2,454,546	2,454,546	2,454,546	2,454,546						2,454,546				57,068	04/30/2027	2.B PL
..48259#-AA-3	KDP FRISCO TX CTL KDP FRISCO TX CTL 3.300% 06/24/37		06/10/2023	Redemption 100.0000		105,628	105,628	105,628	105,628						105,628				1,453	06/24/2037	2.B
..48461#-AA-5	KANSAS ATHLETICS INCORPORATED KANSAS ATHLETICS INCORPORATED 3.500% 10/27/45		04/20/2023	Redemption 100.0000		193,461	193,461	193,461	193,461						193,461				3,386	10/27/2045	1.E
..485170-AQ-7	KANSAS CITY SOUTHERN INDS 4.3% Due 5/15/2043 MN15 4.300% 05/15/43		04/19/2023	Tax Free Exchange		14,777,865	12,500,000	14,921,125	14,803,299		(25,434)		(25,434)		14,777,865				242,431	05/15/2043	2.B FE
..48660#-J#-6	KAYNE ANDERSON MLP INVESTMENT 3.57% Due 4/16/2023 JD19 3.570% 04/16/23		04/16/2023	Maturity		1,083,658	1,083,658	1,083,658	1,083,658						1,083,658				12,681	04/16/2023	1.A FE
..49727#-AA-5	HMS 850 BARGE FLEETING HMS 850 BARGE FLEETING 4.410% 03/15/42		06/15/2023	Redemption 100.0000		36,674	36,674	36,674	36,674						36,674				674	03/15/2042	2.C
..50168#-AB-6	LABL ESCROW ISSUER LLC BASIC 6.750% 07/15/26		04/19/2023	Various		5,388,000	5,500,000	5,500,000	5,500,000						5,500,000		(112,000)	(112,000)	280,125	07/15/2026	4.C FE
..502431-AJ-8	L3 HARRIS TECHNOLOGIES INC 3.85% Due 06/15/2023 DJ 15 3.850% 06/15/23		06/15/2023	Maturity		500,000	500,000	500,810	500,116		(116)		(116)		500,000				9,625	06/15/2023	2.B FE
..50247#-AA-4	LV STADIUM EVENTS COMPANY, LLC LV STADIUM EVENTS COPANY, LLC 3.360% 06/30/45		06/30/2023	Redemption 100.0000		270,869	270,869	270,869	270,869						270,869				4,551	06/30/2045	2.A PL
..52110#-AA-4	LAXFUEL CORPORATION 3.100% 12/28/51		06/30/2023	Redemption 100.0000		26,436	26,436	26,436	26,390		.47		.47		26,436				478	12/28/2051	1.E
..540424-AR-9	LOEWS CORP BASIC 4.125% 05/15/43		05/25/2023	GOLDMAN SACHS		22,482,320	28,000,000	28,175,120	28,165,123		(2,810)		(2,810)		28,162,314		(5,679,994)	(5,679,994)	625,625	05/15/2043	1.6 FE
..55279H-AK-6	MANUF & TRADERS TRUST CO BASIC 2.900% 02/06/25		04/19/2023	KEY BANK		1,408,860	1,500,000	1,420,785	1,471,056		4,081		4,081		1,475,137		(66,277)	(66,277)	30,813	02/06/2025	1.6 FE
..55280M-AA-4	MAS GEORGIA LFG, LLC SENIOR SECURED NOTES 5.000% 12/01/35		06/01/2023	Redemption 100.0000		371,526	371,526	371,526	371,526						371,526				9,288	12/01/2035	3.C PL
..55335#-AA-6	MEPT EDGEMOOR OPERATING LP 3.43% Due 6/29/2023 JD29 3.430% 06/29/23		06/29/2023	Maturity		9,000,000	9,000,000	9,000,000	9,000,000						9,000,000				154,350	06/29/2023	2.B
..55354J-AA-2	MSDB TRUST SERIES 2017712F CLASS A 3.427% 07/11/39		05/31/2023	WELLS FARGO SECURITIES LLC		12,719,531	15,000,000	15,177,129	15,077,360		(4,209)		(4,209)		15,073,151		(2,353,620)	(2,353,620)	128,541	07/11/2039	1.A
..55903V-AG-8	MAGALLANES INC BASIC 3.755% 03/15/27		05/04/2023	Tax Free Exchange		14,894,612	15,000,000	14,867,250	14,886,040		8,572		8,572		14,894,612				358,290	03/15/2027	2.C FE
..55903V-AN-3	MAGALLANES INC BASIC 5.050% 03/15/42		05/01/2023	Tax Free Exchange		3,000,000	3,000,000	3,000,000	3,000,000						3,000,000				95,108	03/15/2042	2.C FE
..55903V-AQ-6	MAGALLANES INC BASIC 5.141% 03/15/52		05/01/2023	Tax Free Exchange		16,000,000	16,000,000	16,000,000	16,000,000						16,000,000				516,385	03/15/2052	2.C FE

EO5.11

STATEMENT AS OF JUNE 30, 2023 OF THE GUARDIAN LIFE INSURANCE COMPANY OF AMERICA

SCHEDULE D - PART 4

Show All Long-Term Bonds and Stock Sold, Redeemed or Otherwise Disposed of During the Current Quarter

1	2	3	4	5	6	7	8	9	10	Change In Book/Adjusted Carrying Value					16	17	18	19	20	21	22
										11	12	13	14	15							
CUSIP Identification	Description	Foreign	Disposal Date	Name of Purchaser	Number of Shares of Stock	Consideration	Par Value	Actual Cost	Prior Year Book/Adjusted Carrying Value	Unrealized Valuation Increase/(Decrease)	Current Year's (Amortization)/Accretion	Current Year's Other Than Temporary Impairment Recognized	Total Change in Book/Adjusted Carrying Value (11 + 12 - 13)	Total Foreign Exchange Change in Book /Adjusted Carrying Value	Book/Adjusted Carrying Value at Disposal Date	Foreign Exchange Gain (Loss) on Disposal	Realized Gain (Loss) on Disposal	Total Gain (Loss) on Disposal	Bond Interest/Stock Dividends Received During Year	Stated Contractual Maturity Date	NAIC Designation, NAIC Designation Modifier and SVO Administrative Symbol
..55916A-AB-0	MAGIC MERGERCO INC BASIC 7.875% 05/01/29 . MARM 2004-13 Adj % Due 4/21/2034 Mo-1		06/27/2023	Various		1,622,125	2,375,000	2,432,031	2,416,964		(5,533)		(5,533)		2,411,431		(789,306)	(789,306)	122,194	05/01/2029	5.B FE
..576433-UE-4	4.578% 04/21/34 MARM 2004-13 SERIES 200413 CLASS 3A7B		06/01/2023	Paydown		28,122	28,122	27,923	27,963		159		159		28,122				550	04/21/2034	1.A FM
..576433-WM-4	7.110% 11/21/34 MASD 2006-1 SERIES 20051 CLASS M2 6.248%		06/01/2023	Paydown		3,194	3,194	3,114	3,117		77		77		3,194				57	11/21/2034	1.A FM
..576436-BY-4	06/25/43 MASD 2006-1 Flt % Due 1/25/2036 Mo-25		06/26/2023	Paydown		35,433	35,433	33,600	34,115		1,318		1,318		35,433				537	06/25/2043	1.A FM
..576436-CW-7	5.800% 01/25/36 MABS 2006-HE1 SERIES 2004HE1 CLASS M7		06/26/2023	Paydown		60,434	60,434	49,858	60,064		370		370		60,434				728	01/25/2036	1.A FM
..57643L-EQ-5	7.953% 09/25/34 MASTR 2005-1 5 1/2% Due 5/25/2035 Mo-1		06/25/2023	Paydown		455,865	455,865	461,136	460,764		(4,899)		(4,899)		455,865				7,400	09/25/2034	1.A FM
..57643M-KK-9	5.500% 05/25/35		06/01/2023	Paydown Redemption 100.0000		8,554	8,554	8,598	8,574		(20)		(20)		8,554				196	05/25/2035	1.A FM
..57878#-AA-3	MAYZURE, LLC MAYZURE, LLC 5.160% 09/20/26 MC KESSON CORP 3.796% Due 3/15/2024 MS15		06/20/2023	Call	98.7460	1,974,920	2,000,000	2,031,360	2,018,283		(8,685)		(8,685)		2,009,598				22,473	03/15/2024	2.A FE
..581557-BE-4	MERCK & COMPANY, INC. 2.8% Due 5/18/2023 MN18		05/18/2023	Maturity		2,000,000	2,000,000	1,977,700	1,998,097		1,903		1,903		2,000,000				28,000	05/18/2023	1.E FE
..58933Y-AF-2	MLMI 2005-A2 SERIES 2005HE3 CLASS A1B		06/27/2023	Paydown		205,770	205,770	194,903	197,996		7,774		7,774		205,770				2,349	07/25/2036	3.A FM
..59020U-X7-5	5.478% 07/25/36 MILEAGE PLUS HLDINGS LLC BASIC 6.500%		06/21/2023	Various Redemption 100.0000		325,000	325,000	330,281	310,687		14,313		14,313		325,000				10,563	06/20/2027	2.C FE
..599191-AA-1	MILLENNIUM PIPELINE COMPANY, L SENIOR SECURED NOTES 5.330% 06/30/27		06/30/2023	Redemption 100.0000		472,888	472,888	472,888	472,888						472,888				12,602	06/30/2027	2.C FE
..60040#-AA-0	MOBILE AIRPORT AUTHORITY 3.81% Due 11/9/2032		05/09/2023	Redemption 100.0000		254,635	254,635	254,635	254,635						254,635				4,702	11/09/2032	1.F
..607120-EZ-1	FMAN9 3.810% 11/09/32 MSHEL 2005-2 SERIES 2006WMC1 CLASS A2C		06/25/2023	Paydown		24,595	24,595	24,165	24,271		324		324		24,595				333	12/25/2035	1.A FM
..61744C-XM-3	5.488% 12/25/35 Morgan Stanley Capital Inc SERIES 2006NC5 CLASS A2B 5.258% 10/25/36		06/26/2023	Paydown		1,121	1,121	683	703		418		418		1,121				9	10/25/2036	1.A FM
..61749B-AD-5	Morgan Stanley Capital Inc SERIES 2006NC5 CLASS A2B 5.258% 10/25/36		05/26/2023	Paydown		5,953	5,953	3,838	4,216		1,736		1,736		5,953				46	10/25/2036	3.B FM
..61749B-AD-5	Morgan Stanley Capital Inc SERIES 2006NC5 CLASS A2B 5.258% 10/25/36		06/26/2023	Paydown		1,281	1,281	826	907		374		374		1,281				14	10/25/2036	3.C FM
..61749B-AD-5	MHL 2004-1 Flt % Due 11/25/2034 Mo-25		06/26/2023	Paydown		71,851	71,851	68,539	70,159		1,692		1,692		71,851				1,539	11/25/2034	1.A FM
..61913P-AA-0	MHL 2004-1 5.975% 11/25/34		06/25/2023	Paydown		6,433	6,433	6,043	6,231		202		202		6,433				138	11/25/2034	1.A FM
..61913P-AB-8	NRP (OPERATING) LLC NRP OPERATING LLC		06/19/2023	Redemption 100.0000		759,900	759,900	752,301	758,274		1,625		1,625		759,900				21,087	06/19/2023	3.C
..62963#-AA-9	5.550% 06/19/23 NATIONAL FOOTBALL LEAGUE SENIOR NOTES		04/15/2023	Redemption 100.0000		804,913	804,913	804,913	804,913						804,913				22,538	02/27/2024	1.E FE
..63615#-AD-3	5.600% 02/27/24 NEPTUNE REGIONAL TRANSMISSION 10 DRAWDOWNS, BLENDED RATE AT 6.210% 06/30/27		06/30/2023	Redemption 100.0000		287,241	287,241	287,241	287,241						287,241				8,919	06/30/2027	1.F PL
..64079#-AB-8	NEW CENTURY HOME EQ LOAN TRUST Flt % Due 2/25/2035 Mo-25 5.945% 02/25/35		06/26/2023	Paydown		174,082	174,082	157,460	174,082						174,082				3,015	02/25/2035	1.B FM
..64352V-UK-8	NEW CENTURY HOME EQ LOAN TRUST 4.52744% Due 8/25/2035 Mo-1 4.688% 08/25/35		06/01/2023	Paydown		120,963	120,963	109,865	113,928		7,034		7,034		120,963				2,289	08/25/2035	1.A FM
..64352V-LZ-2	NEW CENTURY HOME EQ LOAN TRUST Flt % Due 10/25/2035 Mo-25 5.630% 10/25/35		06/26/2023	Paydown		64,449	64,449	53,493	62,831		1,618		1,618		64,449				765	10/25/2035	1.A FM
..64352V-NK-3	NEW CENTURY HOME EQ LOAN TRUST SERIES 2005C CLASS M2 5.823% 12/25/35		06/26/2023	Paydown		(7,217)	(6,833)	(6,863)	(6,863)		(8)		(8)		(6,872)		6,872	6,872	81	12/25/2035	4.B FM

E05.12

STATEMENT AS OF JUNE 30, 2023 OF THE GUARDIAN LIFE INSURANCE COMPANY OF AMERICA

SCHEDULE D - PART 4

Show All Long-Term Bonds and Stock Sold, Redeemed or Otherwise Disposed of During the Current Quarter

1	2	3	4	5	6	7	8	9	10	Change In Book/Adjusted Carrying Value					16	17	18	19	20	21	22
										11	12	13	14	15							
CUSIP Identification	Description	For- eign	Disposal Date	Name of Purchaser	Number of Shares of Stock	Consid- eration	Par Value	Actual Cost	Prior Year Book/ Adjusted Carrying Value	Unrealized Valuation Increase/ (Decrease)	Current Year's (Amor- tization)/ Accretion	Current Year's Other Than Temporary Impairment Recogn- ized	Total Change in Book/ Adjusted Carrying Value (11 + 12 - 13)	Total Foreign Exchange Change in Book /Adjusted Carrying Value	Book/ Adjusted Carrying Value at Disposal Date	Foreign Exchange Gain (Loss) on Disposal	Realized Gain (Loss) on Disposal	Total Gain (Loss) on Disposal	Bond Interest/ Stock Dividends Received During Year	Stated Con- tractual Maturity Date	NAIC Desig- nation, NAIC Desig- nation Modifier and SVO Admini- strative Symbol
..64760@-AA-2	NEW ORLEANS ENERGY PARTNERS NEW ORLEANS ENERGY PARTNERS LL 4.270% 08/15/32		06/15/2023	Redemption	100.0000		283,767	283,767	283,767						283,767				5,051	08/15/2032	1.G
..65536M-AF-4	NHELI 2006-HE2 SERIES 2006HE2 CLASS M2 5.702% 03/25/36		06/25/2023	Paydown			(31,614)	(30,497)	(30,566)		28		28		(30,538)		30,538	30,538		03/25/2036	1.D FM
..65536M-AF-4	NHELI 2006-HE2 SERIES 2006HE2 CLASS M2 5.702% 03/25/36		04/25/2023	Paydown			(9,402)	(9,070)	(9,090)		(4)		(4)		(9,094)		9,094	9,094	65	03/25/2036	5.A FM
..65536M-AF-4	NHELI 2006-HE2 SERIES 2006HE2 CLASS M2 5.702% 03/25/36		05/25/2023	Paydown			(900)	(868)	(870)		2		2		(868)		868	868		03/25/2036	6. FE
..67773#-AJ-9	OHIO VALLEY ELECTRIC CORPORATI 6.71% Due 2/15/2026 A016 6.710% 02/15/26		04/15/2023	Redemption	100.0000		658,106	658,106	679,395		(7,637)		(7,637)		658,106					02/15/2026	2.C
..67773#-AK-6	OHIO VALLEY ELECTRIC CORPORATI 6.71% Due 2/15/2026 A015 6.710% 02/15/26		04/15/2023	Redemption	100.0000		982,860	982,860	1,029,808		(14,185)		(14,185)		982,860				32,175	02/15/2026	2.C
..68347@-AA-5	OPATHO GAS TRANS, LLC OPATHO GAS TRANS, LLC 5.330% 03/31/34		06/30/2023	Redemption	100.0000		302,730	302,730	302,730						302,730				8,137	03/31/2034	2.C
..68383N-CZ-4	OPMAC 2005-5 Flt % Due 12/25/2035 Mo-25 5.480% 12/25/35		06/25/2023	Paydown			70,826	70,826	66,314		2,207		2,207		70,826				967	12/25/2035	1.A FM
..690742-AK-7	OWENS CORNING BASIC 3.875% 06/01/30		05/25/2023	GOLDMAN SACHS			6,834,225	7,500,000	8,316,525		(35,646)		(35,646)		8,137,331		(1,303,106)	(1,303,106)	144,505	06/01/2030	2.B FE
..69394#-AA-3	PGA TOUR, INC PGA TOUR, INC 3.430% 05/30/41		05/30/2023	Redemption	100.0000		464,728	464,728	405,949		57,700		57,700		464,728				7,970	05/30/2041	1.F PL
..69394#-AB-1	PGA TOUR, INC PGA TOUR, INC 3.350% 05/30/41		05/30/2023	Redemption	100.0000		209,654	209,654	181,894		27,252		27,252		209,654				3,512	05/30/2041	1.F PL
..71682@-AA-2	PETROS MISSISSIPPI FUND LLC PETROS MISSISSIPPI FUND I, LLC 6.950% 03/01/27		05/01/2023	PETROS PARTNERS			99,748	99,748	99,748						99,748					03/01/2027	1.C FE
..71682@-AA-2	PETROS MISSISSIPPI FUND LLC PETROS MISSISSIPPI FUND I, LLC 6.950% 03/01/27		06/20/2023	Redemption	100.0000		(392,943)	(392,943)	(392,943)						(392,943)				86,848	03/01/2027	1.C FE
..71684@-AA-0	PETROS CONNECTICUT FUND II PETROS CONNECTICUT FUND II 6.000% 12/15/30		06/30/2023	Redemption	100.0000		575,709	575,709	575,709						575,709				16,731	12/15/2030	1.C FE
..723787-AU-1	PIONEER NATURAL RESOURCE BASIC 0.550% 05/15/23		05/15/2023	Maturity			1,400,000	1,400,000	1,367,828		1,389,083		10,917		1,400,000				3,850	05/15/2023	2.A FE
..72650R-BE-1	PLAINS ALL AMER PIPELINE 4.7% Due 6/15/2044 JD15 4.700% 06/15/44		05/30/2023	GOLDMAN SACHS			4,934,735	6,500,000	6,973,135		(5,719)		(5,719)		6,948,907		(2,014,172)	(2,014,172)	140,869	06/15/2044	2.C FE
..72650R-BH-4	PLAINS ALL AMER PIPELINE 4.900% 02/15/45		05/30/2023	GOLDMAN SACHS			1,551,940	2,000,000	2,194,440		(2,237)		(2,237)		2,184,897		(632,957)	(632,957)	77,856	02/15/2045	2.C FE
..72650R-BL-5	PLAINS ALL AMER PIPELINE BASIC 4.500% 12/15/26		05/25/2023	Various			21,160,700	22,000,000	22,226,920		(11,666)		(11,666)		22,101,359		(940,659)	(940,659)	453,750	12/15/2026	2.C FE
..72650R-BM-3	PLAINS ALL AMER PIPELINE BASIC 3.550% 12/15/29		05/25/2023	GOLDMAN SACHS			7,962,500	9,100,000	8,742,036		8,839,635		13,555		8,853,190		(890,690)	(890,690)	148,065	12/15/2029	2.C FE
..74160M-CS-9	PRIME 2003-3 5 1/2% Due 1/25/2034 Mo-1 5.500% 01/25/34		06/01/2023	Paydown			14,494	14,494	15,282		15,176		(682)		14,494				332	01/25/2034	1.A FM
..74338*-AA-6	AMAZON GARNER CTL AMAZON GARNER CTL 4.034% 11/15/39		06/15/2023	Redemption	100.0000		94,328	94,328	94,328						94,328				1,589	11/15/2039	1.D
..74353#-AA-2	1600 OSGOOD STREET 1600 OSGOOD STREET 3.366% 10/10/42		06/10/2023	Redemption	100.0000		77,659	77,659	77,659						77,659				874	10/10/2042	1.E
..749239-AF-6	Residential Asset Mortgage Pro SERIES 2006RZ5 CLASS M1 5.508% 08/25/46		06/25/2023	Paydown			8,020	7,459	6,663		6,815		691		7,506		514	514	176	08/25/2046	2.B FM
..749239-AF-6	Residential Asset Mortgage Pro SERIES 2006RZ5 CLASS M1 5.508% 08/25/46		06/25/2023	Paydown			112,283	104,420	95,022		96,596		8,404		105,000		7,283	7,283	2,461	08/25/2046	3.A FM
..74924T-AD-6	Residential Asset Securities C SERIES 2006MX7 CLASS A4 5.418% 08/25/36		06/25/2023	Paydown			212,151	215,735	181,218		191,968		23,377		215,346		(3,195)	(3,195)	4,543	08/25/2036	1.A FM
..74979U-AA-3	RS 2018 PRIVATE, LLC RS 2018 PRIVATE, LLC 4.040% 06/20/26		06/20/2023	Redemption	100.0000		387,500	387,500	387,500		359,821		27,679		387,500				7,828	06/20/2026	1.G PL

EO5.13

STATEMENT AS OF JUNE 30, 2023 OF THE GUARDIAN LIFE INSURANCE COMPANY OF AMERICA

SCHEDULE D - PART 4

Show All Long-Term Bonds and Stock Sold, Redeemed or Otherwise Disposed of During the Current Quarter

1	2	3	4	5	6	7	8	9	10	Change In Book/Adjusted Carrying Value					16	17	18	19	20	21	22
										11	12	13	14	15							
CUSIP Identification	Description	Foreign	Disposal Date	Name of Purchaser	Number of Shares of Stock	Consideration	Par Value	Actual Cost	Prior Year Book/Adjusted Carrying Value	Unrealized Valuation Increase/(Decrease)	Current Year's (Amortization)/Accretion	Current Year's Other Than Temporary Impairment Recognized	Total Change in Book/Adjusted Carrying Value (11 + 12 - 13)	Total Foreign Exchange Change in Book /Adjusted Carrying Value	Book/Adjusted Carrying Value at Disposal Date	Foreign Exchange Gain (Loss) on Disposal	Realized Gain (Loss) on Disposal	Total Gain (Loss) on Disposal	Bond Interest/Stock Dividends Received During Year	Stated Contractual Maturity Date	NAIC Designation, NAIC Designation Modifier and SVO Administrative Symbol
..750731-AA-9	AUTUMN WIND HQ, LLC AUTUMN WIND HQ, LLC 3.744% 02/10/49		06/10/2023	Redemption 100.0000		46,930	46,930	46,930	46,930						46,930				.967	02/10/2049	2.A
..75406Y-AD-9	Residential Asset Securities C SERIES 2006KS9 CLASS A14 5.398% 11/25/36		06/25/2023	Paydown		100,089	93,005	79,926	84,064		9,603		9,603		93,667		6,423	6,423	2,067	11/25/2036	1.A FM
..759950-AY-4	Renaissance Home Equity Loan T SERIES 20032 CLASS M1 6.415% 08/25/33		06/25/2023	Paydown		25,389	25,389	24,961	25,068		321		321		25,389				.500	08/25/2033	1.A FM
..761118-KU-1	RALI 2005-003 Flt % Due 10/25/2045 Mo-25 5.550% 10/25/45		06/25/2023	Paydown		3,551	3,551	2,788	2,840		712		712		3,551				.73	10/25/2045	4.B FM
..78500A-AA-6	SWIF ESCROW ISSUER CORP BASIC 6.500% 10/01/29		06/28/2023	J.P. MORGAN Redemption 100.0000		1,230,000	2,000,000	1,975,400	1,978,434		1,277		1,277		1,979,711		(749,711)	(749,711)	.97,139	10/01/2029	5.B FE
..78512*-AA-5	S&E REPLACEMENT POWER LLC SENIOR SECURED NOTES 4.120% 05/31/29		06/30/2023	Redemption 100.0000		416,315	416,315	416,315	411,526		4,789		4,789		416,315				.7,150	05/31/2029	1.D PL
..78532*-AC-7	THE SABINE MINING COMPANY 6.37% Due 10/31/2024 A031 6.370% 10/31/24		04/04/2023	Redemption 100.0000		9,000,000	9,000,000	10,661,040	9,398,602		(398,602)		(398,602)		9,000,000				459,876	10/31/2024	2.B
..78532*-AD-5	THE SABINE MINING COMPANY SENIOR SECURED NOTES 4.580% 02/21/32		04/04/2023	Redemption 100.0000		5,625,000	5,625,000	5,625,000	5,625,000						5,625,000				244,207	02/21/2032	2.B
..78532*-AE-3	THE SABINE MINING COMPANY THE SABINE MINING COMPANY 4.680% 10/11/35		04/04/2023	Redemption 100.0000		12,235,289	12,235,289	12,235,289	12,235,289						12,235,289				610,197	10/11/2035	2.B
..797440-BV-5	SAN DIEGO GAS & ELECTRIC BASIC 3.750% 06/01/47		05/30/2023	GOLDMAN SACHS		4,432,467	5,725,000	5,734,312	5,733,345		(91)		(91)		5,733,254		(1,300,788)	(1,300,788)	.107,344	06/01/2047	1.F FE
..797440-BW-3	SAN DIEGO GAS & ELECTRIC BASIC 4.150% 05/15/48		05/25/2023	GOLDMAN SACHS		10,600,720	13,000,000	12,393,670	12,439,953		5,014		5,014		12,444,967		(1,844,247)	(1,844,247)	.292,229	05/15/2048	1.F FE
..805564-DV-0	SAXON ASSET SEC TRUST SERIES 19992 CLASS BF1 8.410% 05/25/29		06/01/2023	Paydown		9,705	9,705	9,632	9,658		.47		.47		9,705				.6	05/25/2029	1.A FM
..805564-QK-0	SAXON ASSET SEC TRUST 6.020% 08/25/35		06/25/2023	Paydown		16,381	16,381	14,978	15,451		.930		.930		16,381				.294	08/25/2035	1.A FM
..805564-QL-8	SAXON ASSET SEC TRUST Flt % Due 8/25/2035 Mo-25 6.950% 08/25/35		06/26/2023	Paydown		16,167	16,167	15,450	15,716		.451		.451		16,167				.295	08/25/2035	1.A FM
..805564-SD-4	SAXON ASSET SEC TRUST Flt % Due 10/25/2035 Mo-25 5.810% 10/25/35		06/26/2023	Paydown		201,467	201,467	174,954	187,925		13,542		13,542		201,467				1,629	10/25/2035	1.A FM
..81375W-CU-8	Securitized Asset Backed Recei SERIES 2005OP1 CLASS M3 6.168% 01/25/35		06/26/2023	Paydown		84,982	84,982	83,707	83,985		.997		.997		84,982				.802	01/25/2035	1.A FM
..82436@-AA-8	GVEST FREDERICKSBURG LLC GVEST FREDERICKSBURG LLC 4.500% 06/15/38		06/15/2023	Redemption 100.0000		110,790	110,790	110,790	110,790						110,790				2,078	06/15/2038	2.B
..83612H-AD-0	SVHE 2006-3 Flt % Due 11/25/2036 Mo-25 5.400% 11/25/36		06/26/2023	Paydown		124,800	124,800	94,852	117,289		7,511		7,511		124,800				2,327	11/25/2036	1.A FM
..83613G-AB-5	Soundview Home Equity Loan Tru SERIES 20081 CLASS A2 6.000% 02/25/38		06/01/2023	Paydown		16,861	16,861	16,819	16,821		.40		.40		16,861				.186	02/25/2038	1.A FM
..838515-J@-4	SOUTH JERSEY GAS SOUTH JERSEY GAS 3.280% 04/16/30		04/05/2023	Redemption 100.0000		9,000,000	9,000,000	9,000,000	9,000,000						9,000,000				137,760	04/16/2030	1.G
..84334#-AA-5	SOUTHERN MARYLAND ELECTRIC SOUTHERN MARYLAND ELECTRIC COOP 4.000% 04/16/48		04/16/2023	Redemption 100.0000		31,436	31,436	31,436	31,436						31,436				.629	04/16/2048	2.A
..84751P-KW-8	Specialty Underwriting & Resid Flt % Due 12/25/2036 06-AB1 5.450% 12/25/36		06/26/2023	Paydown		135,298	135,298	131,535	132,335		2,963		2,963		135,298				3,179	12/25/2036	1.A FM
..84860*-AB-9	SPIRITS OF ST. LOUIS BASKETBALL SENIOR SECURED NOTES 3.850% 03/31/33		06/30/2023	Redemption 100.0000		117,198	117,198	117,198	117,198						117,198				2,256	03/31/2033	2.C PL
..848609-AA-1	SPIRITS NEWCO LLC SENIOR SECURED NOTES 5.300% 06/30/36		06/30/2023	Redemption 100.0000		113,961	113,961	113,961	113,961						113,961				3,020	06/30/2036	2.C PL
..84929#-AA-6	SPOWER FINANCE, LLC SPOWER FINANCE, LLC 4.550% 12/31/36		06/30/2023	Redemption 100.0000		369,807	369,807	369,807	369,807						369,807				8,418	12/31/2036	3.A PL
..84929*-AA-0	SPOWER FINANCE 2, LLC SPOWER FINANCE 2, LLC 4.960% 12/31/41		06/30/2023	Redemption 100.0000		471,013	471,013	471,013	471,013						471,013				11,684	12/31/2041	3.C PL

EO5.14

STATEMENT AS OF JUNE 30, 2023 OF THE GUARDIAN LIFE INSURANCE COMPANY OF AMERICA

SCHEDULE D - PART 4

Show All Long-Term Bonds and Stock Sold, Redeemed or Otherwise Disposed of During the Current Quarter

1	2	3	4	5	6	7	8	9	10	Change In Book/Adjusted Carrying Value					16	17	18	19	20	21	22
										11	12	13	14	15							
CUSIP Identification	Description	Foreign	Disposal Date	Name of Purchaser	Number of Shares of Stock	Consideration	Par Value	Actual Cost	Prior Year Book/Adjusted Carrying Value	Unrealized Valuation Increase/(Decrease)	Current Year's (Amortization)/Accretion	Current Year's Other Than Temporary Impairment Recognized	Total Change in Book/Adjusted Carrying Value (11 + 12 - 13)	Total Foreign Exchange Change in Book /Adjusted Carrying Value	Book/Adjusted Carrying Value at Disposal Date	Foreign Exchange Gain (Loss) on Disposal	Realized Gain (Loss) on Disposal	Total Gain (Loss) on Disposal	Bond Interest/Stock Dividends Received During Year	Stated Contractual Maturity Date	NAIC Designation, NAIC Designation Modifier and SVO Administrative Symbol
..85234#-AB-1	STADIUM FUNDING TRUST 5% Due 4/1/2039 A01 5.000% 04/01/39		04/01/2023	Redemption 100.0000		351,549	351,549	351,549	351,549						351,549				8,789	04/01/2039	2.C PL
..858271-A*-0	TRANSMISSION SERVICES HOLDINGS TRANSMISSION SERVICES HOLDINGS 3.820% 06/30/47		06/30/2023	Redemption 100.0000		127,960	127,960	127,960	126,932		1,028		1,028		127,960				3,724	06/30/2047	2.B PL
..858586-H#-0	STEPAN COMPANY 3.86% Due 6/27/2025 JD27 3.860% 06/27/25		06/27/2023	Redemption 100.0000		2,285,714	2,285,714	2,285,714	2,285,714						2,285,714				44,114	06/27/2025	2.C PL
..863579-BC-1	SARM 2004-12 5.700% 09/25/34		06/25/2023	Paydown		147,635	147,635	122,353	126,028		21,607		21,607		147,635				2,848	09/25/2034	1.A FM
..86358E-MA-1	SAIL 2004-8 Flt % Due 9/25/2034 Mo-25 6.080% 09/25/34		06/26/2023	Paydown		49,826	49,826	44,610	48,324		1,502		1,502		49,826				861	09/25/2034	1.A FM
..86359A-3E-1	SASC 2003-31A Adj % Due 10/25/2033 Mo-1 5.533% 10/25/33		06/01/2023	Paydown		8,096	8,096	8,061	8,065		32		32		8,096				168	10/25/2033	1.A FM
..86359A-5A-7	SASC 2003-31A Adj % Due 11/25/2033 Mo-1 4.796% 11/25/33		06/01/2023	Paydown		58,189	58,189	58,535	58,383		(193)		(193)		58,189				903	11/25/2033	1.D FM
..86359A-FD-0	SASC 2003-31A Flt % Due 12/25/2032 Mo-25 6.800% 12/25/32		06/26/2023	Paydown		96,581	96,581	85,595	96,581						96,581				1,422	12/25/2032	1.A FM
..86359A-ZE-6	SASC 2003-31A 5.097% 06/25/33 SASC 2005-NC2 SERIES 2005AR1 CLASS M2		06/01/2023	Paydown		134,936	134,936	132,733	134,192		744		744		134,936				3,087	06/25/2033	1.A FM
..86359D-VX-2	SAMI 2004-ARS Flt % Due 10/19/2034 Mo-19 5.608% 09/25/35		06/25/2023	Paydown		201,960	201,960	195,707	197,063		4,897		4,897		201,960				2,403	09/25/2035	1.A FM
..86359L-DX-4	SAMI 2004-ARS Flt % Due 10/19/34 5.806% 10/19/34		06/19/2023	Paydown		5,596	5,596	5,329	5,342		254		254		5,596				146	10/19/2034	1.A FM
..86359L-FN-4	SAMI 2004-ARS Flt % Due 4/19/2035 Mo-19 5.846% 04/19/35		06/19/2023	Paydown		10,071	10,071	9,681	9,766		305		305		10,071				212	04/19/2035	1.A FM
..86361N-AD-3	Structured Asset Securities Co SERIES 2006GEL4 CLASS M1 5.528% 10/25/36		06/25/2023	Paydown		44,329	44,329	42,888	43,351		977		977		44,329				871	10/25/2036	1.A FM
..872540-AP-4	TJX COMPANIES, INC 2 1/2% Due 5/15/2023 MN15 2.500% 05/15/23		05/15/2023	Maturity		5,300,000	5,300,000	5,295,283	5,299,805		195		195		5,300,000				66,250	05/15/2023	1.F FE
..87342R-AG-9	BELL 2016-1A SERIES 20211A CLASS A21 1.946% 08/25/51		05/19/2023	Paydown		25,000	25,000	25,000	25,000						25,000				243	08/25/2051	2.B FE
..881561-UK-8	TMTS 2005-BHE Flt % Due 7/25/2035 Mo-25 5.750% 07/25/35		06/26/2023	Paydown		283,957	283,957	210,467	244,299		39,659		39,659		283,957				5,749	07/25/2035	1.A FM
..882508-AW-4	TEXAS INSTRUMENTS IN BASIC 2.250% 05/01/23		05/01/2023	Maturity		600,000	600,000	572,706	597,781		2,219		2,219		600,000				6,750	05/01/2023	1.D FE
..88307*-AA-3	TEXOMA WIND LLC SENIOR SECURED 4.120% 06/30/34		06/30/2023	Redemption 100.0000		1,022,341	1,022,341	1,022,341	1,022,341						1,022,341				21,060	06/30/2034	2.C PL
..88579Y-AW-1	3M CO 3 1/8% Due 9/19/2046 MS19 3.125% 09/19/46		05/25/2023	GOLDMAN SACHS		10,717,080	16,500,000	15,738,795	15,841,825		7,581		7,581		15,849,406		(5,132,326)	(5,132,326)	359,505	09/19/2046	1.E FE
..88579Y-AZ-4	3M CO BASIC 3.625% 10/15/47		05/25/2023	GOLDMAN SACHS		6,977,100	10,000,000	9,858,300	9,873,380		1,306		1,306		9,874,686		(2,897,586)	(2,897,586)	226,563	10/15/2047	1.E FE
..88579Y-BD-2	3M CO BASIC 4.000% 09/14/48		05/25/2023	GOLDMAN SACHS		11,687,250	15,000,000	15,604,500	15,560,552		(5,587)		(5,587)		15,554,965		(3,867,715)	(3,867,715)	426,667	09/14/2048	1.E FE
..88687#-AA-9	TILLMAN NETWORKS FINANCING II TILLMAN NETWORKS FINANCING II 5.000% 12/16/30		06/16/2023	Redemption 100.0000		469,229	469,229	469,229	469,229						469,229				7,876	12/16/2030	2.A Z
..90226#-AA-3	2014 REPLACEMENT POWER STATUTO (NOVEC) SENIOR SECURED NOTES 3.850% 05/31/29		06/30/2023	Redemption 100.0000		359,871	359,871	359,871	359,844		27		27		359,871				5,774	05/31/2029	1.D PL
..90229*-AA-4	2015 ESA PROJECT COMPANY LLC 2015 ESA PROJECT COMPANY LLC 3.040% 06/30/31		06/30/2023	Redemption 100.0000		357,605	357,605	357,605	350,427		7,177		7,177		357,605				7,274	06/30/2031	2.B PL
..90270Y-AG-4	UBSBB 2013-C5 3.6487% Due 3/10/2046 Mo-1 3.649% 03/10/46		06/01/2023	Paydown		1,207,461	1,207,461	1,242,640	1,207,253		208		208		1,207,461				14,811	03/10/2046	1.A
..90349G-AN-5	UBSBB 2013-C6 3.8751% Due 4/10/2046 Mo-1 3.875% 04/10/46		06/12/2023	Various		5,000,000	5,000,000	5,161,033	5,000,168		(168)		(168)		5,000,000				96,878	04/10/2046	1.A
..907818-DN-5	UNION PACIFIC CORP BASIC 2.750% 04/15/23		04/15/2023	Maturity		1,400,000	1,400,000	1,356,656	1,396,910		3,090		3,090		1,400,000				19,250	04/15/2023	1.G FE
..91159H-HM-5	US BANCORP BASIC 3.100% 04/27/26		05/25/2023	Various		10,760,373	11,700,000	11,392,716	11,561,756		16,282		16,282		11,578,039		(817,666)	(817,666)	214,598	04/27/2026	1.G FE
..91159H-HR-4	US BANCORP 3.150% 04/27/27		05/25/2023	GOLDMAN SACHS		22,428,900	24,300,000	25,492,542	25,222,883		(87,055)		(87,055)		25,135,828		(2,706,928)	(2,706,928)	452,891	04/27/2027	1.G FE

EO5.15

STATEMENT AS OF JUNE 30, 2023 OF THE GUARDIAN LIFE INSURANCE COMPANY OF AMERICA

SCHEDULE D - PART 4

Show All Long-Term Bonds and Stock Sold, Redeemed or Otherwise Disposed of During the Current Quarter

1	2	3	4	5	6	7	8	9	10	Change In Book/Adjusted Carrying Value					16	17	18	19	20	21	22
										11	12	13	14	15							
CUSIP Identification	Description	Foreign	Disposal Date	Name of Purchaser	Number of Shares of Stock	Consideration	Par Value	Actual Cost	Prior Year Book/Adjusted Carrying Value	Unrealized Valuation Increase/(Decrease)	Current Year's (Amortization)/Accretion	Current Year's Other Than Temporary Impairment Recognized	Total Change in Book/Adjusted Carrying Value (11 + 12 - 13)	Total Foreign Exchange Change in Book /Adjusted Carrying Value	Book/Adjusted Carrying Value at Disposal Date	Foreign Exchange Gain (Loss) on Disposal	Realized Gain (Loss) on Disposal	Total Gain (Loss) on Disposal	Bond Interest/Stock Dividends Received During Year	Stated Contractual Maturity Date	NAIC Designation, NAIC Designation Modifier and SVO Administrative Symbol
..91159H-JA-9	US BANCORP BASIC 1.375% 07/22/30		05/30/2023	BARCLAYS		33,492,035	44,500,000	42,639,625	42,871,751		83,696		83,696		42,955,447		(9,463,412)	(9,463,412)	525,193	07/22/2030	1.6 FE
..91159H-JB-7	US BANCORP BASIC 2.491% 11/03/36		05/25/2023	GOLDMAN SACHS		7,287,200	10,000,000	9,869,300	9,877,509		3,063		3,063		9,880,572		(2,593,372)	(2,593,372)	143,233	11/03/2036	1.F FE
..91845-AA-2	VZ (SR NOTE) CTL PASS-THROUGH 3.81% Due 5/15/2035 Mo-15 3.810% 05/15/35		06/15/2023	Redemption 100.0000		242,906	242,906	247,267	246,837		(3,930)		(3,930)		242,906				3,849	05/15/2035	2.A
..91854-AA-4	VERIZON CTL-HIDDEN RIDGE 3.62% Due 7/31/2036 Mo-15 3.620% 08/15/36		06/15/2023	Redemption 100.0000		237,128	237,128	237,128	237,128						237,128				3,578	08/15/2036	2.A
..91862-AA-4	PITTSBURGH 2021 LEASE FINANCE PITTSBURGH 2021 LEASE FINANCE 2.900% 02/15/43		06/15/2023	Redemption 100.0000		7,473,618	7,473,618	7,473,618	7,473,618						7,473,618				107,678	02/15/2043	1.A
..92783-AA-4	VIRGINIA INTERNATIONAL GATEWAY 3.93% Due 6/30/2030 MUSD30 3.930% 06/30/30		06/30/2023	Redemption 100.0000		80,602	80,602	80,602	80,602						80,602				1,584	06/30/2030	1.F PL
..92838-AA-3	VISTAJET MALTA FINANCE PLC VISTAJET MALTA FINANCE PLC 6.850% 04/05/32		04/05/2023	Redemption 100.0000		1,153,212	1,153,212	1,153,212	1,153,212						1,153,212				49,811	04/05/2032	2.A PL
..92842-AA-5	VISTAJET MALTA FINANCE PLC VISTAJET MALTA FINANCE PLC 9.500% 04/05/31		04/05/2023	Redemption 100.0000		455,901	455,901	455,901	455,901						455,901				29,320	04/05/2031	3.B PL
..92890N-AW-9	WFRBS 2012-C10 3.241% Due 12/15/2045 Mo-1 3.241% 12/15/45		06/01/2023	Paydown		2,829,421	2,829,421	2,863,021	2,829,421						2,829,421				22,527	12/15/2045	1.A FM
..92925C-BH-4	WAMU 2005-AR19 Flt % Due 12/25/2045 Mo-25 5.650% 12/25/45		06/25/2023	Paydown		44,753	44,753	40,502	41,705		3,048		3,048		44,753				671	12/25/2045	1.A FM
..931142-EK-5	WAL-MART STORES BASIC 3.400% 06/26/23		06/26/2023	Maturity Redemption 100.0000		2,500,000	2,500,000	2,513,875	2,501,386		(1,386)		(1,386)		2,500,000				42,500	06/26/2023	1.C FE
..94978#-BE-6	LEGG MASON MORTGAGE CAPITAL 6 1/4% Due 2/1/2028 Mo-1 6.250% 02/01/28		06/01/2023	Redemption 100.0000		197,234	197,234	198,126	197,468		(234)		(234)		197,234				5,140	02/01/2028	2.B
..94988M-AA-8	WFCM 2013-BTC 3.544% Due 4/16/2035 Mo-1 3.544% 04/16/35		04/19/2023	Redemption 100.0000		15,000,000	15,000,000	15,752,344	15,000,000						15,000,000				44,300	04/16/2035	1.A
..96188#-AA-6	WETT HOLDINGS LLC SENIOR SECURED NOTES 4.310% 12/18/24		06/30/2023	Redemption 100.0000		44,591	44,591	44,591	44,291		300		300		44,591				961	12/18/2024	2.B PL
..96928#-AH-6	WILLIAM BLAIR CTL CTL PASS-THRU TRUST - SEE USER 6.130% 01/15/32		06/15/2023	Redemption 100.0000		85,664	85,664	85,664	85,664						85,664				2,189	01/15/2032	2.B
..96928#-FP-7	BECKNELL INDUSTRIAL CHAMPAIGN SENIOR SECURED NOTES 4.470% 01/15/35		06/15/2023	Redemption 100.0000		272,388	272,388	280,810	277,750		(5,362)		(5,362)		272,388				5,090	01/15/2035	2.C
..97651#-AF-1	WINIHOLESALE INC. SENIOR UNSECURED NOTE 4.020% 06/18/27		06/11/2023	Redemption 100.0000		2,000,000	2,000,000	2,000,000	2,000,000						2,000,000					06/18/2027	2.B
..98665#-AA-4	WELLSPAN HEALTH OBLIGATED GR WELLSPAN HEALTH OBLIGATED GR 3.350% 06/01/50		06/01/2023	Redemption 100.0000		172,267	172,267	172,267	172,267						172,267				2,885	06/01/2050	1.E
..C4111#-AG-6	GRAYMONT WESTERN CANADA INC 4.7% Due 6/21/2027 JD21 4.700% 06/21/27		06/21/2023	Redemption 100.0000		1,100,000	1,100,000	1,100,000	1,100,000						1,100,000				25,850	06/21/2027	2.C PL
..LX1928-67-5	COHERENT CORP II-VI INC - COHERENT TLB S+275 12/07/28		06/30/2023	Redemption 100.0000		314,123	314,123	308,797	228,565		6,009		6,009		314,123				11,148	12/07/2028	3.C FE
..LX2000-91-2	HOLLEY INC HOLLEY INC 1L TL S+375 11/17/28		06/30/2023	Redemption 100.0000		24,056	24,056	23,901	23,909		147		147		24,056				1,059	11/17/2028	4.C FE
..LX2038-93-8	LIGHT & WONDER SCIENTIFIC GAMES INTL 1L S+300 04/07/29		06/30/2023	Redemption 100.0000		38,844	38,844	38,469	25,756		573		573		38,844				1,233	04/07/2029	3.C FE
..PL0315-23-1	TRAVEL LEADERS GROUP, LLC TRAVEL LEADERS GRP 1L S+550 03/27/28		04/28/2023	DIRECT - 1		97,752,960	100,259,446	97,752,960			(161,779)		(161,779)		97,591,181		161,779	161,779	926,162	03/27/2028	4.C Z
..008474-B#-4	AGNICO EAGLE MINES LIMITED SENIOR NOTES 4.540% 06/30/23	A	06/30/2023	Maturity		5,000,000	5,000,000	5,000,000	5,000,000						5,000,000				113,500	06/30/2023	2.A FE
..22576C-E#-4	CRESCENT POINT ENERGY SERIES O SENIOR GTD NOTES 3.780% 06/12/23	A	06/12/2023	Maturity		4,000,000	4,000,000	4,000,000	4,000,000						4,000,000				75,600	06/12/2023	2.C
..292766-A#-9	ENERPLUS CORPORATION SENIOR NOTES 4.400% 05/15/24	A	05/15/2023	Redemption 100.0000		2,000,000	2,000,000	2,000,000	2,000,000						2,000,000				44,000	05/15/2024	2.C

E05.16

STATEMENT AS OF JUNE 30, 2023 OF THE GUARDIAN LIFE INSURANCE COMPANY OF AMERICA

SCHEDULE D - PART 4

Show All Long-Term Bonds and Stock Sold, Redeemed or Otherwise Disposed of During the Current Quarter

1	2	3	4	5	6	7	8	9	10	Change In Book/Adjusted Carrying Value					16	17	18	19	20	21	22
										11	12	13	14	15							
CUSIP Identification	Description	Foreign	Disposal Date	Name of Purchaser	Number of Shares of Stock	Consideration	Par Value	Actual Cost	Prior Year Book/Adjusted Carrying Value	Unrealized Valuation Increase/(Decrease)	Current Year's (Amortization)/Accretion	Current Year's Other Than Temporary Impairment Recognized	Total Change in Book/Adjusted Carrying Value (11 + 12 - 13)	Total Foreign Exchange Change in Book /Adjusted Carrying Value	Book/Adjusted Carrying Value at Disposal Date	Foreign Exchange Gain (Loss) on Disposal	Realized Gain (Loss) on Disposal	Total Gain (Loss) on Disposal	Bond Interest/Stock Dividends Received During Year	Stated Contractual Maturity Date	NAIC Designation, NAIC Designation Modifier and SVO Administrative Symbol
..39072F-AB-3	GREAT LAKES POWER HOLDINGS LP GREAT LAKES POWER HOLDINGS LP 5.132% 11/30/29		06/30/2023	Redemption 100.0000		536,536	536,536	520,576	524,186					(3,611)	536,536	15,961		15,961	14,527	11/30/2029	2.B FE
..C68020-AA-0	OILERS ENTERTAINMENT GROUP OILERS ENTERTAINMENT GROUP 4.560% 06/30/51		06/30/2023	Redemption 100.0000		82,370	82,370	85,108	80,474					4,634	82,370	(2,738)		(2,738)	1,859	06/30/2051	2.B PL
..G5814#-AA-2	MARI JONE LTD. /MARI BOYLE LTD MARI JONE SEREIS A 5.580% 06/30/31		06/30/2023	Redemption 100.0000		85,547	85,547	85,547	85,547						85,547				2,387	06/30/2031	2.C PL
..G5814#-AB-0	MARI JONE LTD. /MARI BOYLE LTD MARI JONE SEREIS B 5.580% 06/30/31		06/30/2023	Redemption 100.0000		85,547	85,547	85,547	85,547						85,547				2,387	06/30/2031	2.C PL
..G9400#-AA-4	MARI COUVA / MARI KOKAKO MARI COUVA LTD 5.350% 09/30/33		06/30/2023	Redemption 100.0000		188,157	188,157	188,157	188,157						188,157				5,033	09/30/2033	2.C PL
..G9400#-AB-2	MARI COUVA / MARI KOKAKO MARI KOKAKO 5.350% 09/30/33		06/30/2023	Redemption 100.0000		188,154	188,154	188,154	188,154						188,154				6,982	09/30/2033	2.C PL
..LX2078-55-3	STARS GROUP HOLDINGS BV STARS GRP - FLUTTER TLB S-325 07/04/28		06/30/2023	Redemption 100.0000		20,000	20,000	19,616	19,577		423		423		20,000				834	07/04/2028	3.A FE
..05964H-AG-0	BANCO SANTANDER CHILE BASIC 3.848% 04/12/23	D	04/12/2023	Maturity		20,000,000	20,000,000	19,964,800	19,997,850		2,150		2,150		20,000,000				384,800	04/12/2023	1.6 FE
..225433-AF-8	UBS GROUP AG BASIC 4.875% 05/15/45	D	06/12/2023	Tax Free Exchange		15,320,663	12,000,000	15,505,415	15,367,626		(46,963)		(46,963)		15,320,663				336,375	05/15/2045	2.B FE
..225433-AR-2	UBS GROUP AG 4.55% Due 4/17/2026 A018 4.550% 04/17/26	D	06/12/2023	Various		41,171,147	40,500,000	42,297,025	41,270,683		(99,537)		(99,537)		41,171,147				1,197,788	04/17/2026	2.B FE
..344419-AA-4	FOMENTO ECONOMICO MEX BASIC 2.875% 05/10/23	D	05/10/2023	Maturity		900,000	900,000	853,821	895,927		4,073		4,073		900,000				12,938	05/10/2023	2.A FE
..78392B-AE-7	SK HYNIX INC BASIC 6.375% 01/17/28	D	05/23/2023	ALLIANCE BERNSTEIN		1,471,725	1,458,000	1,452,237			344		344		1,452,582		19,144	19,144	32,213	01/17/2028	2.C FE
..91911T-AQ-6	VALE OVERSEAS LIMITED BASIC 3.750% 07/08/30	D	06/16/2023	MORGAN STANLEY		37,519,750	42,500,000	45,615,750	45,137,808		(146,558)		(146,558)		44,991,250		(7,471,500)	(7,471,500)	1,475,885	07/08/2030	2.C FE
..91912E-AA-3	VALE SA 5.5/8% Due 9/11/2042 MS11 5.625% 09/11/42	D	05/25/2023	GOLDMAN SACHS		9,350,000	10,000,000	12,777,500	12,604,751		(37,593)		(37,593)		12,567,158		(3,217,158)	(3,217,158)	404,688	09/11/2042	2.C FE
..97342V-AA-2	WINDMILL GMBH SENIOR SECURED NOTES 5.020% 06/30/27	D	06/30/2023	Redemption 100.0000		1,475,663	1,475,663	1,475,663	1,475,663						1,475,663				37,039	06/30/2027	2.C FE
..AL0164-36-1	EQUATE PETROCHEMICAL BV BASIC 4.250% 11/03/26	D	05/02/2023	ALLIANCE BERNSTEIN		1,363,740	1,400,000	1,340,500	1,344,027		4,474		4,474		1,348,502		15,238	15,238	29,750	11/03/2026	2.B FE
..AL0289-71-3	TRINIDAD GEN UNLTD BASIC 5.250% 11/04/27	D	05/10/2023	ALLIANCE BERNSTEIN		841,388	858,000	885,885	881,786		(1,598)		(1,598)		880,188		(38,800)	(38,800)	23,433	11/04/2027	3.A FE
..AL2762-66-7	HUARONG FINANCE II BASIC 4.875% 11/22/26	D	06/30/2023	ALLIANCE BERNSTEIN		1,412,000	1,600,000	1,375,200			15,898		15,898		1,391,098		20,902	20,902	48,325	11/22/2026	2.C FE
..AS0267-81-3	KAZUNAYGAS NATIONAL CO BASIC 4.750% 04/24/25	D	04/26/2023	Redemption 100.0000		2,220,000	2,220,000	2,124,984	2,142,453		77,547		77,547		2,220,000				56,832	04/24/2025	2.B FE
..AS3189-43-6	COMETA ENERGIA SA BASIC 6.375% 04/24/35	D	04/24/2023	Redemption 100.0000		198,720	198,720	225,539	223,896		(25,176)		(25,176)		198,720				6,334	04/24/2035	2.C FE
..AV0967-02-7	TRANSPORTE DE GAS INTL BASIC 5.550% 11/01/28	D	04/05/2023	ALLIANCE BERNSTEIN		2,772,770	2,860,000	3,177,697	3,132,762		(12,156)		(12,156)		3,120,607		(347,837)	(347,837)	70,106	11/01/2028	2.C FE
..BK8770-86-3	AES PANAMA GENERATION HL BASIC 4.375% 05/31/30	D	05/31/2023	Redemption 100.0000		24,485	24,485	25,371	25,272		(787)		(787)		24,485				536	05/31/2030	2.C FE
..BN8775-81-7	COMISION FEDERAL DE ELEC BASIC 3.348% 02/09/31	D	05/19/2023	ALLIANCE BERNSTEIN		2,443,764	3,080,000	3,011,444	3,017,927		2,470		2,470		3,020,397		(576,633)	(576,633)	77,595	02/09/2031	2.B FE
..BP2725-50-8	NATURA COSMETICOS SA BASIC 4.125% 05/03/28	D	06/27/2023	ALLIANCE BERNSTEIN		1,147,134	1,348,000	1,317,544	1,321,946		1,582		1,582		1,323,528		(176,394)	(176,394)	29,291	05/03/2028	3.B FE
..BP4638-28-7	JSW HYDRO ENERGY LTD BASIC 4.125% 05/18/31	D	05/18/2023	Redemption 100.0000		45,180	45,180	40,289	40,358		4,822		4,822		45,180				932	05/18/2031	3.A FE
..BP9085-44-3	CSN RESOURCES SA BASIC 4.625% 06/10/31	D	05/23/2023	ALLIANCE BERNSTEIN		486,835	630,000	600,318	602,871		1,017		1,017		603,889		(117,054)	(117,054)	13,161	06/10/2031	3.B FE
..BX9715-89-3	LENDOVO GROUP LTD BASIC 5.831% 01/27/28	D	04/06/2023	ALLIANCE BERNSTEIN		1,078,433	1,060,000	1,036,734	1,037,036		1,133		1,133		1,038,169		40,264	40,264	43,609	01/27/2028	2.C FE
..EK5680-94-8	ENGIE ENERGIA CHILE SA BASIC 4.500% 01/29/25	D	06/06/2023	ALLIANCE BERNSTEIN		1,410,380	1,454,000	1,357,603			14,199		14,199		1,371,802		38,578	38,578	23,446	01/29/2025	2.B FE

E05.17

STATEMENT AS OF JUNE 30, 2023 OF THE GUARDIAN LIFE INSURANCE COMPANY OF AMERICA

SCHEDULE D - PART 4

Show All Long-Term Bonds and Stock Sold, Redeemed or Otherwise Disposed of During the Current Quarter

1	2	3	4	5	6	7	8	9	10	Change In Book/Adjusted Carrying Value					16	17	18	19	20	21	22
										11	12	13	14	15							
CUSIP Identification	Description	Foreign	Disposal Date	Name of Purchaser	Number of Shares of Stock	Consideration	Par Value	Actual Cost	Prior Year Book/Adjusted Carrying Value	Unrealized Valuation Increase/(Decrease)	Current Year's (Amortization)/Accretion	Current Year's Other Than Temporary Impairment Recognized	Total Change in Book/Adjusted Carrying Value (11 + 12 - 13)	Total Foreign Exchange Change in Book /Adjusted Carrying Value	Book/Adjusted Carrying Value at Disposal Date	Foreign Exchange Gain (Loss) on Disposal	Realized Gain (Loss) on Disposal	Total Gain (Loss) on Disposal	Bond Interest/Stock Dividends Received During Year	Stated Contractual Maturity Date	NAIC Designation, NAIC Designation Modifier and SVO Administrative Symbol
..EK9717-50-6	LIMA METRO LINE 2 FIN LT BASIC 5.875% 07/05/34	D	04/05/2023	Redemption	100.0000	40,291	40,291	45,996	45,522				(5,230)		40,291				1,184	07/05/2034	2.C FE
.F1000-AA-6	AKIEM HOLDINGS SAS AKIEM HOLDINGS SAS 1.750% 09/05/34	B	06/30/2023	Redemption	100.0000	572,723	572,723	579,338	562,013					17,325	572,723	(6,615)		(6,615)	5,011	09/05/2034	2.C PL
..F85688-AA-7	SONEPAR 4.78% Due 5/15/2024 MN15 4.780% 05/15/24	D	05/15/2023	Redemption	100.0000	5,000,000	5,000,000	5,000,000	5,000,000					5,000,000					119,500	05/15/2024	2.A
..G1745-AA-9	BROOKFIELD UTILITIES ISSUER UK SENIOR SECURED NOTES 4.290% 04/17/23	D	04/17/2023	Maturity	100.0000	18,000,000	18,000,000	18,000,000	18,000,000					18,000,000					386,100	04/17/2023	2.B FE
..G2530-AA-2	HPS CSL II Fund Prvt HPS CSL II Fund Prvt Senior 8.242% 12/02/33	C	06/20/2023	Redemption	100.0000	32,841,100	32,841,100	32,841,100	32,275,731					32,841,100					622,908	12/02/2033	2.B PL
..G2530-AA-0	HPS CSL II Fund Prvt HPS CSL III Fund Prvt Junior 9.742% 12/02/33	C	06/20/2023	Redemption	100.0000	16,420,550	16,420,550	16,420,550	16,137,866					16,420,550					366,620	12/02/2033	2.C PL
..G26150-AA-0	DCC TREASURY IRELAND 2013 LIMI GTD SENIOR UNSECURED NOTES 4.040% 04/25/23	D	04/25/2023	Maturity	100.0000	7,000,000	7,000,000	7,000,000	7,000,000					7,000,000					141,400	04/25/2023	2.B
..G45888-BB-6	INTERMEDIATE CAPITAL GROUP PLC 6 1/4% Due 5/8/2023 MNB 6.250% 05/08/23	D	05/08/2023	Maturity	100.0000	9,000,000	9,000,000	9,000,000	9,000,000					9,000,000					281,250	05/08/2023	2.B
..G5963-AA-6	MEGGITT PLC SENIOR NOTES 3.600% 07/06/26	D	06/23/2023	Redemption	100.0000	15,000,000	15,000,000	15,000,000	15,000,000					15,000,000					520,500	07/06/2026	2.B PL
.G7178-AA-1	PORTERBROOK RAIL FINANCE LTD PORTERBROOK RAIL FINANCE LTD 2.770% 04/16/28	B	04/16/2023	Redemption	100.0000	806,348	806,348	847,598	784,912				62,686	806,348	(41,250)		(41,250)		11,168	04/16/2028	2.B FE
.K7017-AA-8	MERIDIAN SPIRIT APS 4.11% Due 8/1/2030 MUSD31 4.110% 08/01/30	D	06/30/2023	Redemption	100.0000	100,760	100,760	100,760	100,760					100,760					2,071	08/01/2030	2.A FE
..L8038-AA-4	SBM BALEIA AZUL SARL 5 1/2% Due 9/15/2027 MUSD15 5.500% 09/15/27	D	06/15/2023	Redemption	100.0000	391,000	391,000	391,000	391,000					391,000					10,753	09/15/2027	3.C
..L9082-AA-1	TRAFIGURA FUNDING S.A. TRAFIGURA FUNDIN S.A. 5.550% 05/29/23	D	05/29/2023	Maturity	100.0000	6,000,000	6,000,000	6,000,000	6,000,000					6,000,000					167,425	05/29/2023	2.A PL
..N42810-BS-3	KONINKLIJKE VOPAK N.V. 3.74% Due 6/19/2023 JD19 3.740% 06/19/23	D	06/19/2023	Maturity	100.0000	18,000,000	18,000,000	18,000,000	18,000,000					18,000,000					338,470	06/19/2023	2.B
..P2604-AA-7	FIBRA MACQUARIE MEXICO SENIOR NOTES 5.550% 06/27/23	D	06/27/2023	Maturity	100.0000	25,000,000	25,000,000	25,000,000	25,000,000					25,000,000					668,023	06/27/2023	2.C
..P4001-AA-8	EOLICA MESA LA PAZ S DE RL DE EOLICA MESA LA PAZ S DEL DE CV 5.980% 12/20/44	D	06/20/2023	Redemption	100.0000	109,365	109,365	109,365	109,365					109,365					3,270	12/20/2044	2.C PL
..P4368-AA-5	FORTIS TCI LIMITED SENIOR NOTES 4.750% 12/18/29	D	06/18/2023	Redemption	100.0000	850,000	850,000	850,000	850,000					850,000					20,187	12/18/2029	2.C
..P4368-AA-1	FORTIS TCI LIMITED SENIOR NOTES 5.140% 05/02/31	D	05/02/2023	Redemption	100.0000	275,000	275,000	275,000	275,000					275,000					7,068	05/02/2031	2.C
..P4917-AA-5	GREAT SHALE LNG TRANSPORT SA GREAT SHALE LNG TRANSPORT SA 7.135% 09/30/37	D	06/30/2023	Redemption	100.0000	157,836	157,836	157,836	157,836					157,836					5,194	09/30/2037	2.A PL
..P7000-AA-6	MILESTONE LNG TRANSPORT SA MILESTONE LNG TRANSPORT SA 7.135% 03/31/37	D	06/30/2023	Redemption	100.0000	196,078	196,078	196,078	196,078					196,078					6,452	03/31/2037	2.A PL
..P7000-AA-4	MILESTONE LNG TRANSPORT SA MILESTONE LNG TRANSPORT SA 3.220% 03/31/37	D	06/30/2023	Redemption	100.0000	143,470	143,470	143,470	143,470					143,470					2,310	03/31/2037	2.A PL
..P8711-AA-4	SOCIEDAD CONCESIONARIA OPERADO SOCIEDAD CONCESIONARIA OPERADO 4.090% 12/15/26	D	06/15/2023	Redemption	100.0000	1,166,887	1,166,887	1,166,887	1,166,887					1,166,887					23,863	12/15/2026	3.A FE
..Q2464-AA-9	CIVIC NEXUS FINANCE PTY LTD SENIOR SECURED NOTES 3.400% 09/01/32	D	06/01/2023	Redemption	100.0000	546,633	546,633	546,633	546,633					546,633					9,293	09/01/2032	1.E FE
..Q4436-AA-2	HALLETT HILL NO. 2 PTY LTD SENIOR SECURED NOTES 3.780% 06/27/27	D	06/27/2023	Redemption	100.0000	178,105	178,105	178,105	178,105					178,105					3,366	06/27/2027	2.B FE
..Q8048-AA-3	RAVENHALL FINANCE PTY LTD RAVENHALL FINANCE PTY LTD 4.230% 03/31/42	B	06/30/2023	Redemption	100.0000	363,713	363,713	375,666	371,846				3,820	363,713	(11,952)		(11,952)		7,704	03/31/2042	1.G FE

E05.18

STATEMENT AS OF JUNE 30, 2023 OF THE GUARDIAN LIFE INSURANCE COMPANY OF AMERICA

SCHEDULE D - PART 4

Show All Long-Term Bonds and Stock Sold, Redeemed or Otherwise Disposed of During the Current Quarter

1	2	3	4	5	6	7	8	9	10	Change In Book/Adjusted Carrying Value					16	17	18	19	20	21	22
										11	12	13	14	15							
CUSIP Identification	Description	Foreign	Disposal Date	Name of Purchaser	Number of Shares of Stock	Consideration	Par Value	Actual Cost	Prior Year Book/Adjusted Carrying Value	Unrealized Valuation Increase/(Decrease)	Current Year's (Amortization)/Accretion	Current Year's Other Than Temporary Impairment Recognized	Total Change in Book/Adjusted Carrying Value (11 + 12 - 13)	Total Foreign Exchange Change in Book /Adjusted Carrying Value	Book/Adjusted Carrying Value at Disposal Date	Foreign Exchange Gain (Loss) on Disposal	Realized Gain (Loss) on Disposal	Total Gain (Loss) on Disposal	Bond Interest/Stock Dividends Received During Year	Stated Contractual Maturity Date	NAIC Designation, NAIC Designation Modifier and SVO Administrative Symbol
..094968-AA-0	WR CARPENTER NO 1 PTY LTD WR CARPENTER NO 1 PTY LTD 5.760% 11/01/36	D	05/01/2023	Redemption 100.0000		154,840	154,840	154,840	154,840						154,840				4,459	11/01/2036	2.C PL
..09749#-AF-2	WESTRAC PTY 5.19% Due 6/7/2023 JD7 5.190% 06/07/23	D	06/07/2023	Maturity 100.0000		5,000,000	5,000,000	5,000,000	5,000,000						5,000,000				129,750	06/07/2023	2.B PL
..Y8564*-AB-0	TEEKAY SHUTTLE TANKER FINANCIA SERIES B SECURED NOTES 4.960% 12/31/23	D	06/30/2023	Redemption 100.0000		579,496	579,496	579,496	547,624		31,872		31,872		579,496				17,964	12/31/2023	2.C FE
..Z08193-28-6	KAZMUNAYGAS NATIONAL CO BASIC 3.500% 04/14/33	D	04/05/2023	ALLIANCE BERNSTEIN		1,428,213	1,870,000	1,351,075			8,727		8,727		1,359,802		68,410	68,410	31,998	04/14/2033	2.B FE
..ZP6639-24-6	ENGIE ENERGIA CHILE SA BASIC 3.400% 01/28/30	D	05/16/2023	ALLIANCE BERNSTEIN		2,449,083	2,980,000	3,024,983	3,019,685		(1,918)		(1,918)		3,017,767		(568,684)	(568,684)	80,385	01/28/2030	2.B FE
1109999999. Subtotal - Bonds - Industrial and Miscellaneous (Unaffiliated)						972,274,180	1,032,531,325	1,041,433,232	926,670,751	2,221,072	(84,841)	912,689	1,223,542	84,854	1,037,674,382	(46,594)	(65,374,257)	(65,420,851)	22,117,985	XXX	XXX
..LX1606-14-9	ARCH COAL ARCH COAL TLB +275 03/07/24		06/30/2023	Various		29,211	29,211	27,486	28,514		697		697		29,211				1,110	03/07/2024	4.B FE
..LX1616-95-7	SUDDENLINK (ALTICE) CSC HOLDINGS TLB 2025 +225 07/15/25		04/17/2023	Redemption 100.0000		19,139	19,139	19,133	19,113		26		26		19,139				442	07/15/2025	4.B FE
..LX1626-55-0	AIR METHODS AIR METHODS TLB +350 04/22/24		06/30/2023	Various		59,891	59,891	49,453	55,449		4,442		4,442		59,891				2,557	04/22/2024	5.B FE
..LX1651-83-0	BRAND ENERGY & INFRASTRUCTURE BRAND ENERGY 1ST LIEN +425 06/21/24		06/30/2023	Various		20,958,239	21,773,635	20,906,349	21,357,391		657,940		657,940		22,015,331		(1,057,092)	(1,057,092)	1,302,418	06/21/2024	5.A FE
..LX1651-83-0	BRAND ENERGY & INFRASTRUCTURE BRAND ENERGY 1ST LIEN +425 06/21/24		06/30/2023	Various		53,815	53,815	51,485	52,634		1,180		1,180		53,815				4,828	06/21/2024	5.A FE
..LX1654-14-9	PENN INTERNATIONAL & MANUF PENN ENGINEERING TLB +250 06/27/24		04/28/2023	Various		2,778,396	2,778,396	2,754,728	2,773,060		5,336		5,336		2,778,396				117,205	06/27/2024	4.A FE
..LX1686-39-8	AIR MEDICAL AIR MEDICAL TLB S+425 03/14/25		06/30/2023	Redemption 100.0000		12,537	12,537	12,160	12,715		(178)		(178)		12,537				576	03/14/2025	5.B FE
..LX1702-04-7	CALPINE CORP CALPINE CONSTRUCTION 1L +200 01/15/25		06/30/2023	Redemption 100.0000		9,898	9,898	9,898	9,898						9,898				339	01/15/2025	3.B FE
..LX1713-34-1	ROBERTSHAW HOLDINGS ROBERTSHAW 1L TL S+350 02/28/25		06/30/2023	Redemption 100.0000		10,000	10,000	5,140	9,967		15	4,842	(4,827)		5,140		4,860	4,860	209	02/28/2025	6. FE
..LX1713-34-1	ROBERTSHAW HOLDINGS ROBERTSHAW 1L TL S+350 02/28/25		06/30/2023	No Broker		83,448	83,448	83,448	83,448						83,448				3,386	02/28/2025	6. FE
..LX1715-18-9	XPO LOGISTICS XPO LOGISTICS 1L TL +175 02/24/25		06/06/2023	Redemption 100.0000		1,138,417	1,138,417	1,135,571	1,145,930		(7,512)		(7,512)		1,138,417				36,222	02/24/2025	3.B FE
..LX1715-18-9	XPO LOGISTICS XPO LOGISTICS 1L TL +175 02/24/25		05/24/2023	Tax Free Exchange		616,048	611,583	610,054	615,618		430		430		616,048				16,692	02/24/2025	3.B FE
..LX1720-08-0	AMINEAL HOLDINGS, LLC AMINEAL HOLDINGS TLB S+350 05/04/25		06/30/2023	Various		66,185	66,185	63,678	64,544		1,641		1,641		66,185				2,800	05/04/2025	4.B FE
..LX1721-16-1	CINEMARK USA INC CINEMARK USA TLB +175 03/29/25		05/26/2023	Redemption 100.0000		3,055,378	3,055,378	2,890,721	2,904,784		150,594		150,594		3,055,378				89,350	03/29/2025	3.C FE
..LX1730-00-6	CONSOLIDATED PRECISION CONSOLIDATED PRECISION 1L +375 04/30/25		06/30/2023	Various		31,262	31,262	29,911	27,879		1,108		1,108		31,262				1,715	04/30/2025	5.A FE
..LX1730-02-2	CONSOLIDATED PRECISION CONSOLIDATED PRECISION 2L +775 04/30/26		04/01/2023	MORGAN STANLEY							88		88		88		(88)	(88)	62,202	04/30/2026	6. FE
..LX1731-50-9	HUB INTERNATIONAL HUB INTERNATIONAL TLB +300 04/25/25		04/05/2023	MORGAN STANLEY		3,625,081	3,634,166	3,506,970	3,539,382		8,989		8,989		3,548,371		76,709	76,709	67,472	04/25/2025	4.B FE
..LX1731-50-9	HUB INTERNATIONAL HUB INTERNATIONAL TLB +300 04/25/25		06/20/2023	Redemption 100.0000		4,241,368	4,241,368	4,230,764	4,202,833		38,535		38,535		4,241,368				216,616	04/25/2025	4.B FE
..LX1731-82-2	BROOKFIELD RETAIL HOLDINGS BROOKFIELD RETAIL TLB S+250 08/24/25		06/30/2023	Redemption 100.0000		12,153	12,153	9,270	10,440		1,713		1,713		12,153				422	08/24/2025	4.A FE
..LX1732-91-1	JORDAN HEALTH SERVICES JORDAN HEALTH-BW NHHHC 2L S+900 05/18/26		05/22/2023	No Broker		104,256	104,256	104,256	104,256						104,256					05/18/2026	6. FE

E05.19

STATEMENT AS OF JUNE 30, 2023 OF THE GUARDIAN LIFE INSURANCE COMPANY OF AMERICA

SCHEDULE D - PART 4

Show All Long-Term Bonds and Stock Sold, Redeemed or Otherwise Disposed of During the Current Quarter

1	2	3	4	5	6	7	8	9	10	Change In Book/Adjusted Carrying Value					16	17	18	19	20	21	22
										11	12	13	14	15							
CUSIP Identification	Description	For-foreign	Disposal Date	Name of Purchaser	Number of Shares of Stock	Consideration	Par Value	Actual Cost	Prior Year Book/Adjusted Carrying Value	Unrealized Valuation Increase/(Decrease)	Current Year's (Amortization)/Accretion	Current Year's Other Than Temporary Impairment Recognized	Total Change in Book/Adjusted Carrying Value (11 + 12 - 13)	Total Foreign Exchange Change in Book /Adjusted Carrying Value	Book/Adjusted Carrying Value at Disposal Date	Foreign Exchange Gain (Loss) on Disposal	Realized Gain (Loss) on Disposal	Total Gain (Loss) on Disposal	Bond Interest/Stock Dividends Received During Year	Stated Contractual Maturity Date	NAIC Designation, NAIC Designation Modifier and SVO Administrative Symbol
..LX1735-65-8	LIFESCAN GLOBAL CORP LIFESCAN 1ST LIEN TL S-600 10/01/24		05/19/2023	Various		369,339	369,339	347,573	357,258		12,081		12,081		369,339				24,853	10/01/2024	5.A FE
..LX1735-65-8	LIFESCAN GLOBAL CORP LIFESCAN 1ST LIEN TL S-600 10/01/24		05/19/2023	Various		9,338,784	9,566,366	9,002,590	9,253,457		85,328		85,328		9,338,784				643,726	10/01/2024	5.A FE
..LX1735-67-4	LIFESCAN GLOBAL CORP LIFESCAN 2ND LIEN TL +950 09/28/25		05/19/2023	Tax Free Exchange		2,137,727	2,250,000	2,160,000	2,144,481		(6,754)		(6,754)		2,137,727				198,520	09/28/2025	6. FE
..LX1742-70-4	RADIOLOGY PARTNERS INC RADIOLOGY PARTNERS 1L S-425 07/09/25		06/26/2023	BARCLAYS		1,530,000	2,000,000	1,895,000	1,915,880		11,445		11,445		1,927,325		(397,325)	(397,325)	92,452	07/09/2025	4.C FE
..LX1760-02-9	MESSER INDUSTRIES USA INC MESSER INDUSTRIES TL S-250 03/01/26		04/01/2023	Various		(21)					320,131		320,131		320,131		(320,152)	(320,152)	108,753	03/01/2026	4.A FE
..LX1760-02-9	MESSER INDUSTRIES USA INC MESSER INDUSTRIES TL S-250 03/01/26		06/30/2023	Various		235,520	235,520	230,721	230,438		5,082		5,082		235,520				9,657	03/01/2026	4.A FE
..LX1761-64-7	GOODRX GOODRX TLB +275 10/10/25		06/30/2023	Various		34,766	34,766	34,017	24,662		654		654		34,766				978	10/10/2025	4.A FE
..LX1761-67-0	DISTRIBUTED POWER DISTRIBUTED POWER TLB +275 12/31/25		06/30/2023	Various		24,361	24,361	22,902	23,309		1,052		1,052		24,361				891	12/31/2025	4.C FE
..LX1763-39-5	UNIVERSAL HOSPITAL SERVICES AGILITI TLB-DD +275 01/04/26		05/01/2023	Tax Free Exchange		2,157,028	2,418,136	2,006,015	2,139,303		17,725		17,725		2,157,028				73,855	01/04/2026	4.A FE
..LX1764-53-4	CPM HOLDINGS INC CPM HOLDINGS 1L-TL S-350 11/15/25		06/30/2023	Various		23,125	23,125	20,927	21,528		1,597		1,597		23,125				947	11/15/2025	4.B FE
..LX1784-54-0	COMSCOPE COMSCOPE TLB2 S-325 04/04/26		06/30/2023	Redemption 100.0000		7,752	7,752	7,481			271		271		7,752				162	04/04/2026	4.B FE
..LX1806-87-1	NASCAR HOLDINGS INC NASCAR HOLDINGS 1L TL S-250 10/19/26		06/30/2023	Redemption 100.0000		50,528	50,528	49,507	50,451		78		78		50,528				1,748	10/19/2026	3.B FE
..LX1807-56-4	US RENAL CARE US RENAL CARE TLB +500 06/26/26		06/30/2023	Various		59,169	59,169	57,620	57,061		2,109		2,109		59,169				2,935	06/26/2026	5.A FE
..LX1813-30-7	ANCHOR PACKAGING ANCHOR PACKAGING 1L TL S-350 07/18/26		06/30/2023	Various		29,479	29,479	29,026	28,752		727		727		29,479				1,281	07/18/2026	4.B FE
..LX1814-64-4	GENESEE & WYOMING INC GENESEE & WYOMING INC 1L S-200 12/30/26		06/30/2023	Redemption 100.0000		5,155	5,155	5,142			13		13		5,155				35	12/30/2026	3.B FE
..LX1817-13-4	PLZ AEROSCIENCE PLZ Aeroscience 1L S-350 08/01/26		06/30/2023	Redemption 100.0000		3,812	3,812	3,125	3,302		511		511		3,812				160	08/01/2026	4.C FE
..LX1821-54-0	CLEAR CHANNEL OUTDOOR CLEAR CHANNEL OUTDR TLB S-350 08/08/26		06/30/2023	Redemption 100.0000		30,829	30,829	28,295	28,361		2,468		2,468		30,829				1,232	08/08/2026	4.B FE
..LX1825-43-4	VIGOR INDUSTRIAL VIGOR MIHI TLB +500 09/19/26		06/15/2023	Various		24,932,976	24,932,976	24,725,950	24,294,191		638,785		638,785		24,932,976				1,090,826	09/19/2026	4.B FE
..LX1826-40-8	NAVIGURE INC NAVIGURE-WAYSTAR 1L S-400 10/22/26		06/30/2023	Various		18,805	18,805	18,699	18,600		205		205		18,805				834	10/22/2026	4.C FE
..LX1830-42-6	CSC HOLDINGS LLC CSC HOLDINGS TLB-5 +250 04/15/27		04/17/2023	Redemption 100.0000		28,029	28,029	27,576	27,450		579		579		28,029				671	04/15/2027	4.B FE
..LX1840-74-8	USI INC USI TLB 2026 +325 12/02/26		06/30/2023	Redemption 100.0000		3,744	3,744	3,200	3,397		347		347		3,744				155	12/02/2026	4.B FE
..LX1854-14-5	ACRISURE ACRISURE TLB +350 02/15/27		06/30/2023	Various		23,798	23,798	22,511	22,530		1,267		1,267		23,798				995	02/15/2027	4.C FE
..LX1854-55-8	STATION CASINOS LLC STATION CASINOS TLB +225 02/08/27		06/30/2023	Various		19,621	19,621	18,182	10,860		1,235		1,235		19,621				450	02/08/2027	3.C FE
..LX1856-14-0	DYNASTY ACQUISITION CO INC DYNASTY ACQ 1L TL US BOR S-350 04/08/26		06/30/2023	Various		19,086	19,086	17,182	18,424		662		662		19,086				805	04/08/2026	4.C FE
..LX1856-44-7	BLOCK COMMUNICATIONS INC BLOCK COMMUNICATIONS TLB S-225 02/25/27		06/30/2023	Redemption 100.0000		7,500	7,500	7,350	7,304		196		196		7,500				273	02/25/2027	3.A FE
..LX1857-30-4	DYNASTY ACQUISITION CO INC DYNASTY ACQ 1L TL CAD BR S-350 04/08/26		06/30/2023	Various		10,261	10,261	9,237	9,905		356		356		10,261				433	04/08/2026	4.C FE

E05.20

STATEMENT AS OF JUNE 30, 2023 OF THE GUARDIAN LIFE INSURANCE COMPANY OF AMERICA

SCHEDULE D - PART 4

Show All Long-Term Bonds and Stock Sold, Redeemed or Otherwise Disposed of During the Current Quarter

1	2	3	4	5	6	7	8	9	10	Change In Book/Adjusted Carrying Value					16	17	18	19	20	21	22
										11	12	13	14	15							
CUSIP Identification	Description	Foreign	Disposal Date	Name of Purchaser	Number of Shares of Stock	Consideration	Par Value	Actual Cost	Prior Year Book/Adjusted Carrying Value	Unrealized Valuation Increase/(Decrease)	Current Year's (Amortization)/Accretion	Current Year's Other Than Temporary Impairment Recognized	Total Change in Book/Adjusted Carrying Value (11 + 12 - 13)	Total Foreign Exchange Change in Book /Adjusted Carrying Value	Book/Adjusted Carrying Value at Disposal Date	Foreign Exchange Gain (Loss) on Disposal	Realized Gain (Loss) on Disposal	Total Gain (Loss) on Disposal	Bond Interest/Stock Dividends Received During Year	Stated Contractual Maturity Date	NAIC Designation, NAIC Designation Modifier and SVO Administrative Symbol
..LX1888-01-0	PG&E PG&E CORP TLB S+300 06/23/25		06/30/2023	Various		37,563	37,563	37,453	37,360		203		203		37,563				1,484	06/23/2025	4.A FE
..LX1888-67-1	CARNIVAL CORP CARNIVAL CORP TLB 2025 S+300 06/30/25		06/30/2023	Redemption 100.0000		7,712	7,712	7,693			19		19		7,712				26	06/30/2025	3.C FE
..LX1889-05-9	UNITED AIRLINES MILEAGE PLUS HOLDINGS TLB +525 06/21/27		06/20/2023	Various		1,920,126	1,920,126	1,954,834	1,905,870		14,256		14,256		1,920,126				98,096	06/21/2027	2.C FE
..LX1898-91-0	REYNOLDS GROUP HOLDINGS REYNOLDS GRP PACTIV TLB2 S+325 02/05/26		06/29/2023	Redemption 100.0000		216,176	216,176	215,636	213,666		2,511		2,511		216,176				7,394	02/05/2026	4.A FE
..LX1899-34-8	DELTA AIRLINES SKYMILES DELTA AIR SKYMILES TLB S+375 10/20/27		04/20/2023	Various		750,000	750,000	753,438	738,971		11,029		11,029		750,000				31,365	10/20/2027	2.B FE
..LX1899-51-2	AIR MEDICAL AIR MEDICAL TLB S+425 10/02/25		05/10/2023	MORGAN STANLEY		2,465,000	4,000,000	3,929,424	3,920,613		6,922		6,922		3,927,536		(1,462,536)	(1,462,536)	87,301	10/02/2025	5.A FE
..LX1899-51-2	AIR MEDICAL AIR MEDICAL TLB S+425 10/02/25		06/30/2023	Various		57,457	57,457	55,718	55,836		1,621		1,621		57,457				2,668	10/02/2025	5.B FE
..LX1899-66-0	UNIVERSAL HOSPITAL SERVICES AGILITI INCREMENTAL 1LTL +275 01/04/26		05/01/2023	Tax Free Exchange		422,207	428,571	424,286	422,455		(248)		(248)		422,207				13,083	01/04/2026	4.A FE
..LX1899-79-3	PCI PHARMA SERVICES PCI PHARMA SERVICE 1L TL S+350 11/30/27		06/30/2023	Various		35,051	35,051	34,865	34,280		772		772		35,051				1,496	11/30/2027	4.C FE
..LX1900-32-8	ALLIANCE LAUNDRY SYSTEMS ALLIANCE LAUNDRY 1L S+350 10/08/27		06/30/2023	Various		73,835	73,835	73,691	72,559		1,276		1,276		73,835				4,321	10/08/2027	4.B FE
..LX1901-12-8	APPLECAREMEL BUYER LLC WHITE CAP TLB S+375 10/19/27		04/28/2023	Various		46,906	46,906	46,429	45,793		1,113		1,113		46,906				1,290	10/19/2027	4.B FE
..LX1911-92-9	CALPINE CORP CALPINE CORP TLB5 +250 12/16/27		06/30/2023	Various		14,217	14,217	13,902	13,908		310		310		14,217				523	12/16/2027	3.B FE
..LX1912-33-1	US LBM US LBM TLB S+375 12/17/27		06/30/2023	Various		78,822	78,822	78,729	79,638		(816)		(816)		78,822				4,259	12/17/2027	4.C FE
..LX1912-66-1	MEN'S WEARHOUSE INC MEN'S WEARHOUSE T-BACK TL +800 12/01/25		05/01/2023	Various		1,241	1,241	1,047	1,121		120		120		1,241				79	12/01/2025	4.A FE
..LX1914-05-5	EW SCRIPPS EW SCRIPPS TLB3 S+275 01/07/28		06/30/2023	Redemption 100.0000		21,417	21,417	20,819	10,693		463		463		21,417				462	01/07/2028	3.C FE
..LX1919-27-8	UTZ QUALITY FOODS LLC UTZ 1ST LIEN TL S+300 01/20/28		05/02/2023	Various		5,850,354	5,865,016	5,850,354	6,054,266		10,644		10,644		6,064,910		(214,556)	(214,556)	141,348	01/20/2028	4.B FE
..LX1919-27-8	UTZ QUALITY FOODS LLC UTZ 1ST LIEN TL S+300 01/20/28		06/30/2023	Redemption 100.0000		9,999	9,999	9,974	10,321		(323)		(323)		9,999				397	01/20/2028	4.B FE
..LX1920-14-4	TRUCK HERO INC TRUCK HERO INC TLB S+375 02/24/28		06/30/2023	Redemption 100.0000		25,157	25,157	25,139	25,042		115		115		25,157				1,086	02/24/2028	4.C FE
..LX1920-34-2	LIFE TIME INC LIFE TIME FITNESS 1L TLB +475 12/16/24		05/09/2023	Redemption 100.0000		2,763,895	2,763,895	2,762,927	2,750,301		13,594		13,594		2,763,895				116,745	12/16/2024	4.B FE
..LX1922-22-3	CP ATLAS BUYER INC AMERICAN BATH TLB1 S+375 11/23/27		06/30/2023	Various		62,899	62,899	62,748	61,897		1,002		1,002		62,899				2,669	11/23/2027	4.C FE
..LX1923-26-2	JANUS INTERNATIONAL JANUS TLB-1 S+325 02/15/25		04/01/2023	UBS WARBURG CONVERTIBLES		2,509,498	2,518,944	2,509,498							2,509,498					02/15/2025	4.A FE
..LX1923-26-2	JANUS INTERNATIONAL JANUS TLB-1 S+325 02/15/25		06/30/2023	Redemption 100.0000		69,003	69,003	68,793	62,618		(1,255)		(1,255)		69,003				2,668	02/15/2025	4.A FE
..LX1923-43-7	BUCKEYE PARTNERS LP BUCKEYE PARTNERS TL1L S+225 11/01/26		05/03/2023	GOLDMAN SACHS		4,975,000	5,000,000	4,758,284	4,775,939		6,522		6,522		4,782,462		192,538	192,538	147,572	11/01/2026	3.A FE
..LX1923-43-7	BUCKEYE PARTNERS LP BUCKEYE PARTNERS TL1L S+225 11/01/26		06/30/2023	Redemption 100.0000		1,958	1,958	1,869	1,874		84		84		1,958				110	11/01/2026	3.A FE
..LX1923-65-0	PETSMART PETSMART TLB S+375 02/11/28		04/28/2023	Redemption 100.0000		30,338	30,338	30,357	30,073		265		265		30,338				859	02/11/2028	4.A FE
..LX1924-23-7	RESIDEO TECHNOLOGIES RESIDEO TECH TLB +225 02/09/28		06/30/2023	Redemption 100.0000		6,178	6,178	5,058	5,177		1,001		1,001		6,178				278	02/09/2028	3.A FE

EO5.21

STATEMENT AS OF JUNE 30, 2023 OF THE GUARDIAN LIFE INSURANCE COMPANY OF AMERICA

SCHEDULE D - PART 4

Show All Long-Term Bonds and Stock Sold, Redeemed or Otherwise Disposed of During the Current Quarter

1	2	3	4	5	6	7	8	9	10	Change In Book/Adjusted Carrying Value					16	17	18	19	20	21	22
										11	12	13	14	15							
CUSIP Identification	Description	Foreign	Disposal Date	Name of Purchaser	Number of Shares of Stock	Consideration	Par Value	Actual Cost	Prior Year Book/Adjusted Carrying Value	Unrealized Valuation Increase/(Decrease)	Current Year's (Amortization)/Accretion	Current Year's Other Than Temporary Impairment Recognized	Total Change in Book/Adjusted Carrying Value (11 + 12 - 13)	Total Foreign Exchange Change in Book /Adjusted Carrying Value	Book/Adjusted Carrying Value at Disposal Date	Foreign Exchange Gain (Loss) on Disposal	Realized Gain (Loss) on Disposal	Total Gain (Loss) on Disposal	Bond Interest/Stock Dividends Received During Year	Stated Contractual Maturity Date	NAIC Designation, NAIC Designation Modifier and SVO Administrative Symbol
..LX1924-68-2	PERATON CORP PERATON CORP 1L S+375 02/01/28		06/30/2023	Various		45,000	45,000	44,981	44,204		796		796		45,000				1,944	02/01/2028	4.B FE
..LX1926-58-8	AMVINS AMVINS GROUP INC TLB +225 02/19/28		06/30/2023	Redemption	100.0000		4,907	4,864	4,820		87		87		4,907				208	02/19/2028	4.A FE
..LX1927-45-3	PETCO ANIMAL SUPPLIES PETCO TLB 2028 S+325 03/03/28		05/17/2023	Redemption	100.0000		591,425	590,816	586,030		5,395		5,395		591,425				18,591	03/03/2028	4.A FE
..LX1927-51-1	GATES GLOBAL GATES GLOBAL TLB3 S+250 03/31/27		06/30/2023	Redemption	100.0000		37,044	36,672	36,520		524		524		37,044				1,368	03/31/2027	4.A FE
..LX1927-59-4	Verscend Holding Corp VERSCEND HOLDING TLB-1 S+400 08/27/25		06/30/2023	Redemption	100.0000		22,009	20,740	20,941		1,068		1,068		22,009				976	08/27/2025	4.B FE
..LX1928-45-1	GRAHAM PACKAGING GRAHAM PACKAGING 1LTL S+300 08/04/27		05/31/2023	Various		194,586	194,586	193,813	191,327		3,259		3,259		194,586				6,449	08/04/2027	4.B FE
..LX1929-23-6	POWER SOLUTIONS POWER SOL. - CLARIOS TLB +325 04/30/26		05/04/2023	Various		21,256,197	21,256,197	20,475,158	20,518,787		737,411		737,411		21,256,197				589,446	04/30/2026	4.A FE
..LX1930-83-8	LESLIES POOLMRT LESLIES POOLMART TLB REF S+275 03/09/28		06/30/2023	Various		74,732	74,732	74,074	73,154		1,577		1,577		74,732				2,800	03/09/2028	3.C FE
..LX1931-03-4	HARSCO CORP HARSCO CORP TLB-3 S+225 03/10/28		06/30/2023	Redemption	100.0000		13,795	13,450			345		345		13,795				36	03/10/2028	3.C FE
..LX1932-28-9	CONSOLIDATED COMMUNICATIONS CONSOLIDATED COMM TLB1 +350 10/02/27		04/01/2023	Various							116		116		116		(116)	(116)	110,268	10/02/2027	4.C FE
..LX1933-19-6	TRITON WATER HOLDINGS TRITON WATER TLB S+325 03/31/28		06/30/2023	Redemption	100.0000		23,497	23,444	23,297		200		200		23,497				1,035	03/31/2028	4.B FE
..LX1934-40-0	TRINSEO MATERIALS OPERATING TRINSEO MATERIALS TLB2 S+250 05/03/28		06/30/2023	Redemption	100.0000		17,500	17,413	17,195		305		305		17,500				643	05/03/2028	4.B FE
..LX1934-56-6	TRICO GROUP LLC TRICO -FIRST BRANDS 1LTL S+500 03/30/27		06/30/2023	Various		38,756	38,756	38,381	38,769		(12)		(12)		38,756				2,484	03/30/2027	4.A FE
..LX1934-59-0	THOR INDUSTRIES INC THOR INDUSTRIES TLB-1 S+300 02/01/26		06/30/2023	Various		3,688,197	3,688,197	3,662,497	3,641,617		46,580		46,580		3,688,197				126,045	02/01/2026	3.B FE
..LX1935-65-4	SINCLAIR TELEVISION SINCLAIR TELEVISION TLB-3 +300 04/01/28		06/30/2023	Redemption	100.0000		10,362	10,363	10,203		159		159		10,362				407	04/01/2028	3.C FE
..LX1936-95-9	CORNERSTONE BUILDING CORNERSTONE BLG -NCI TLB S+325 04/12/28		06/30/2023	Redemption	100.0000		29,020	28,875	28,362		658		658		29,020				1,268	04/12/2028	4.B FE
..LX1937-90-8	MICHAELS STORES INC. MICHAELS COMPANIES 1L TL S+425 04/14/28		06/30/2023	Redemption	100.0000		75,044	74,644	73,885		1,158		1,158		75,044				3,488	04/14/2028	4.C FE
..LX1938-91-4	INGRAM MICRO INC INGRAM MICRO TLB +350 07/02/28		04/01/2023	J.P. MORGAN			(225)				4,474		4,474		4,474		(4,699)	(4,699)	183,953	07/02/2028	4.A FE
..LX1938-91-4	INGRAM MICRO INC INGRAM MICRO TLB +350 07/02/28		04/01/2023	Redemption	0.0000														468	07/02/2028	4.A FE
..LX1939-44-1	ADIENT GLOBAL HOLDINGS LTD ADIENT TLB S+325 04/10/28		06/30/2023	Redemption	100.0000		(4,602)	(4,398)	(4,386)		(215)		(215)		(4,602)				326	04/10/2028	3.C FE
..LX1942-13-0	FRONTIER COMMUNICATIONS FRONTIER COMM TLB +375 10/08/27		06/30/2023	Redemption	100.0000		3,740	3,627	3,621		119		119		3,740				179	10/08/2027	4.C FE
..LX1942-89-0	UNITED AIRLINES UNITED AIRLINES TLB +375 04/21/28		06/30/2023	Redemption	100.0000		1,481,605	1,485,360	1,507,387		(25,782)		(25,782)		1,481,605				84,985	04/21/2028	3.B FE
..LX1945-22-4	BEACON ROOFING SUPPLY INC BEACON ROOFING TLB +225 05/19/28		06/30/2023	Redemption	100.0000		5,206	4,748	4,752		453		453		5,206				185	05/19/2028	3.B FE
..LX1947-06-3	ACPRODUCTS HOLDINGS INC CABINETWORKS - ACPROD.TLB S+425 05/17/28		06/30/2023	Redemption	100.0000		45,000	44,638	45,372		(372)		(372)		45,000				2,092	05/17/2028	5.A FE
..LX1947-77-4	CLUB CAR CLUB CAR - MAJORDRIVE 1L +400 06/01/28		06/30/2023	Redemption	100.0000		9,375	9,328	9,166		209		209		9,375				423	06/01/2028	4.B FE

E05.22

STATEMENT AS OF JUNE 30, 2023 OF THE GUARDIAN LIFE INSURANCE COMPANY OF AMERICA

SCHEDULE D - PART 4

Show All Long-Term Bonds and Stock Sold, Redeemed or Otherwise Disposed of During the Current Quarter

1	2	3	4	5	6	7	8	9	10	Change In Book/Adjusted Carrying Value					16	17	18	19	20	21	22
										11	12	13	14	15							
CUSIP Identification	Description	Foreign	Disposal Date	Name of Purchaser	Number of Shares of Stock	Consideration	Par Value	Actual Cost	Prior Year Book/Adjusted Carrying Value	Unrealized Valuation Increase/(Decrease)	Current Year's (Amortization)/Accretion	Current Year's Other Than Temporary Impairment Recognized	Total Change in Book/Adjusted Carrying Value (11 + 12 - 13)	Total Foreign Exchange Change in Book /Adjusted Carrying Value	Book/Adjusted Carrying Value at Disposal Date	Foreign Exchange Gain (Loss) on Disposal	Realized Gain (Loss) on Disposal	Total Gain (Loss) on Disposal	Bond Interest/Stock Dividends Received During Year	Stated Contractual Maturity Date	NAIC Designation, NAIC Designation Modifier and SVO Administrative Symbol
..LX1948-27-7	UNIVISION COMM UNIVISION COMM TLB 2028 +325 01/31/29		06/30/2023	Redemption 100.0000		11,250	11,250	11,138	11,026		224		224		11,250				456	01/31/2029	4.A FE
..LX1950-86-9	SRS DISTRIBUTION INC SRS DISTRIBUTION TLB +350 06/02/28		04/28/2023	Redemption 100.0000		26,250	26,250	26,078	26,720		(470)		(470)		26,250				703	06/02/2028	4.C FE
..LX1953-66-5	STANDARD INDUSTRIES INC STANDARD INDUSTRIES TLB S+250 09/22/28		06/22/2023	Redemption 100.0000		12,500	12,500	12,375	12,291		209		209		12,500				437	09/22/2028	2.C FE
..LX1954-92-9	MADISON IAQ MADISON IAQ LLC 1L TL +325 06/21/28		06/30/2023	Redemption 100.0000		11,250	11,250	11,214	11,438		(188)		(188)		11,250				487	06/21/2028	4.C FE
..LX1955-25-6	HERTZ CORPORATION HERTZ CORP TERM B-EXIT S+325 06/30/28		06/30/2023	Redemption 100.0000		51,853	51,853	51,781	51,526		326		326		51,853				2,103	06/30/2028	3.C FE
..LX1959-34-0	UNIVISION COMM UNIVISION COMM TLB +325 03/24/26		06/30/2023	Redemption 100.0000		45,661	45,661	43,491	43,605		2,056		2,056		45,661				1,851	03/24/2026	4.A FE
..LX1959-36-5	JO-ANN STORES INC JO-ANN STORES TLB +475 06/30/28		04/28/2023	Redemption 100.0000		11,250	11,250	11,219	11,246		4		4		11,250				530	06/30/2028	5.B FE
..LX1962-73-2	ATLANTIC BROADBAND ATLANTIC BROADBAND 1LTL S+250 09/01/28		05/31/2023	Redemption 100.0000		37,500	37,500	37,406	36,983		517		517		37,500				1,139	09/01/2028	4.A FE
..LX1964-70-4	MCGRAW-HILL EDUCATION MCGRAW-HILL EDU TLB S+475 07/28/28		06/30/2023	Redemption 100.0000		43,125	43,125	42,694	42,114		1,011		1,011		43,125				2,185	07/28/2028	4.C FE
..LX1966-04-8	ACRISURE ACRISURE TLB-ADD ON +375 02/15/27		06/30/2023	Redemption 100.0000		1,250	1,250	1,238	1,226		25		25		1,250				54	02/15/2027	4.B FE
..LX1966-45-1	ALTERRA MOUNTAIN ALTERRA MOUNTAIN TLB +350 08/17/28		06/30/2023	Redemption 100.0000		40,644	40,644	40,044	27,674		842		842		40,644				1,336	08/17/2028	4.A FE
..LX1966-82-4	TRIDENT TPI HOLDING INC TEKNI-PLEX TPI 1L TL +400 09/15/28		06/30/2023	Redemption 100.0000		28,724	28,724	28,580	28,638		87		87		28,724				1,299	09/15/2028	4.C FE
..LX1967-34-3	EYEMART EXPRESS EYEMART EXPRESS 1L TL +300 08/05/27		05/08/2023	BARCLAYS Redemption 100.0000		915,000	1,000,000	990,000	981,777		(1,745)		(1,745)		980,032		(65,032)	(65,032)	13,273	08/05/2027	4.C FE
..LX1967-34-3	EYEMART EXPRESS EYEMART EXPRESS 1L TL +300 08/05/27		04/01/2023	Redemption 100.0000		207,466	207,466	205,752	204,231		3,235		3,235		207,466				4,400	08/05/2027	4.C FE
..LX1967-63-2	BALLY'S CORP BALLY'S CORP TLB +325 10/02/28		04/01/2023	Various Redemption 100.0000		4,563,059	4,734,717	4,563,059						4,563,059						10/02/2028	3.C FE
..LX1967-63-2	BALLY'S CORP BALLY'S CORP TLB +325 10/02/28		06/30/2023	Redemption 100.0000		79,562	79,562	77,891	63,550		1,369		1,369		79,562				3,577	10/02/2028	3.C FE
..LX1967-93-9	FLEXSYS INC EASTMAN TIRE -FLEXSYS 1L S+525 11/01/28		06/22/2023	RBC CAPITAL MARKETS Redemption 100.0000		3,039,234	3,371,970	3,304,530	3,337,618		1,665		1,665		3,339,283		(300,049)	(300,049)	156,699	11/01/2028	4.B FE
..LX1967-93-9	FLEXSYS INC EASTMAN TIRE -FLEXSYS 1L S+525 11/01/28		06/30/2023	Redemption 100.0000		12,633	12,633	12,380	12,504		129		129		12,633				682	11/01/2028	4.B FE
..LX1968-14-3	PAREXEL INTERNATIONAL PAREXEL - PHOENIX 1L TL +325 11/15/28		06/09/2023	BARCLAYS Redemption 100.0000		15,193,830	15,444,000	15,366,780	15,186,083		(56,193)		(56,193)		15,129,890		63,940	63,940	411,513	11/15/2028	4.B FE
..LX1982-15-1	SPRINGS WINDOW FASHION SPRING WINDOWS 1L TL S+400 10/06/28		06/30/2023	Redemption 100.0000		90,000	90,000	89,100	90,392		(392)		(392)		90,000				4,055	10/06/2028	5.A FE
..LX1982-97-9	REYNOLDS GROUP HOLDINGS REYNOLDS GRP PACTIV TLB3 S+325 09/20/28		06/30/2023	Redemption 100.0000		8,750	8,750	8,706	8,613		137		137		8,750				356	09/20/2028	4.A FE
..LX1983-37-3	CHG HEALTHCARE SERVICES INC CHG HEALTHCARE 1L TL +325 09/29/28		06/30/2023	Redemption 100.0000		7,538	7,538	7,226	7,201		337		337		7,538				306	09/29/2028	4.B FE
..LX1983-98-5	MEDLINE INDUSTRIES INC MEDLINE INDUSTRIES TLB S+325 10/23/28		06/30/2023	Redemption 100.0000		7,557	7,557	7,245					312		7,557				176	10/23/2028	4.A FE
..LX1986-28-5	LSF11 A5 HOLDCO LLC LSF11 A5 HOLDCO -AOC TLB S+350 10/15/28		06/30/2023	Redemption 100.0000		16,439	16,439	15,921	15,850		589		589		16,439				698	10/15/2028	4.B FE

E05.23

STATEMENT AS OF JUNE 30, 2023 OF THE GUARDIAN LIFE INSURANCE COMPANY OF AMERICA

SCHEDULE D - PART 4

Show All Long-Term Bonds and Stock Sold, Redeemed or Otherwise Disposed of During the Current Quarter

1	2	3	4	5	6	7	8	9	10	Change In Book/Adjusted Carrying Value					16	17	18	19	20	21	22
										11	12	13	14	15							
CUSIP Identification	Description	For-foreign	Disposal Date	Name of Purchaser	Number of Shares of Stock	Consideration	Par Value	Actual Cost	Prior Year Book/Adjusted Carrying Value	Unrealized Valuation Increase/(Decrease)	Current Year's (Amortization)/Accretion	Current Year's Other Than Temporary Impairment Recognized	Total Change in Book/Adjusted Carrying Value (11 + 12 - 13)	Total Foreign Exchange Change in Book /Adjusted Carrying Value	Book/Adjusted Carrying Value at Disposal Date	Foreign Exchange Gain (Loss) on Disposal	Realized Gain (Loss) on Disposal	Total Gain (Loss) on Disposal	Bond Interest/Stock Dividends Received During Year	Stated Contractual Maturity Date	NAIC Designation, NAIC Designation Modifier and SVO Administrative Symbol
..LX1990-08-9	RH RESTORATION HW - RH TLB +250 10/20/28		06/30/2023	Redemption	100.0000		12,500	12,500	12,469	12,372		128	128		12,500				459	10/20/2028	3.C FE
..LX1991-53-3	CARNIVAL CORP CARNIVAL CORP TLB 2028 S+325 10/18/28		06/30/2023	Redemption	100.0000		7,595	7,595	7,500			95	95		7,595				14	10/18/2028	3.C FE
..LX1993-56-2	CHAMBERLAIN GROUP CHAMBERLAIN-CHARIOT TLB S+325 11/03/28		06/30/2023	Redemption	100.0000		28,250	28,250	28,179	27,895		355	355		28,250				1,148	11/03/2028	4.B FE
..LX1996-81-3	WIRECO WORLDGROUP INC WIRECO 1L TL S+425 11/13/28		06/30/2023	Redemption	100.0000		12,500	12,500	12,375	12,191		309	309		12,500				719	11/13/2028	4.B FE
..LX2002-58-7	TRANS UNION LLC TRANS UNION TLB-6 S+225 12/01/28		06/30/2023	Redemption	100.0000		185,666	185,666	185,402	183,745		1,920	1,920		185,666				7,202	12/01/2028	3.B FE
..LX2003-44-5	CHG PPC PARENT LLC CHG PPC PARENT 1L TL S+300 12/08/28		06/30/2023	Redemption	100.0000		7,598	7,598	7,560	7,478		120	120		7,598				300	12/08/2028	4.B FE
..LX2003-55-1	ACRISURE ACRISURE TLB ADD-ON +425 02/15/27		06/30/2023	Redemption	100.0000		7,500	7,500	7,444	7,373		127	127		7,500				342	02/15/2027	4.B FE
..LX2006-47-1	BASS PRO GROUP BASS PRO - GRT OUTDR TLB1 +375 03/05/28		04/18/2023	J.P. MORGAN		1,980,000	2,000,000	1,982,274	1,959,743		(6,095)		(6,095)		1,953,648		26,352	26,352	41,842	03/05/2028	4.A FE
..LX2006-47-1	BASS PRO GROUP BASS PRO - GRT OUTDR TLB1 +375 03/05/28		06/30/2023	Redemption	100.0000		67,500	67,500	67,073	66,293		1,207	1,207		67,500				2,931	03/05/2028	4.A FE
..LX2011-26-5	KNIGHT HEALTH HOLDINGS SCION HEALTH-KNIGHT TLB +525 12/23/28		06/30/2023	Redemption	100.0000		55,000	55,000	51,150	50,498		4,502	4,502		55,000				2,786	12/23/2028	4.C FE
..LX2014-35-0	INTELSAT JACKSON HLDG INTELSAT JACKSON EXIT 1L S+425 02/01/29		06/30/2023	Redemption	100.0000		520,119	520,119	514,918	510,219		9,900	9,900		520,119				26,020	02/01/2029	4.C FE
..LX2020-71-2	GOLDEN NUGGET GOLDEN NUGGET 1L S+400 01/27/29		06/30/2023	Redemption	100.0000		53,251	53,251	52,259	45,143		1,363	1,363		53,251				2,137	01/27/2029	4.B FE
..LX2021-20-7	GRIFFON CORP GRIFFON CORP TLB S+225 01/31/29		06/27/2023	Redemption	100.0000		12,195	12,195	12,134			61	61		12,195				27	01/31/2029	3.B FE
..LX2022-21-3	TAYLOR MADE GOLF COMPANY 19TH HLDGS GOLF 1L TL S+325 02/07/29		06/30/2023	Redemption	100.0000		72,500	72,500	72,138	71,497		1,003	1,003		72,500				2,792	02/07/2029	4.B FE
..LX2022-85-8	APEX TOOLS APEX TOOL 1L S+525 02/15/29		06/13/2023	BARCLAYS		7,381,058	8,347,919	8,102,227	7,981,223		(53,090)		(53,090)		7,928,133		(547,075)	(547,075)	360,304	02/15/2029	4.C FE
..LX2022-85-8	APEX TOOLS APEX TOOL 1L S+525 02/15/29		06/30/2023	Redemption	100.0000		19,482	19,482	17,796	17,579		1,903	1,903		19,482				1,091	02/15/2029	4.C FE
..LX2023-03-9	EMBECTA CORP EMBECTA CORP TLB S+300 01/27/29		06/30/2023	Redemption	100.0000		2,582	2,582	2,566	2,593		(11)	(11)		2,582				102	01/27/2029	4.A FE
..LX2023-51-8	BAUSCH HEALTH COS INC BAUSCH HEALTH TLB S+525 01/27/29		06/27/2023	BARCLAYS		1,286,818	1,727,273	1,710,000	1,693,330		(17,034)		(17,034)		1,676,296		(389,478)	(389,478)	90,451	01/27/2029	5.A FE
..LX2023-51-8	BAUSCH HEALTH COS INC BAUSCH HEALTH TLB S+525 01/27/29		06/30/2023	Redemption	100.0000		618,750	618,750	612,563	606,591		12,159	12,159		618,750				26,141	01/27/2029	5.A FE
..LX2023-68-2	BAKELITE UK HOLDING LTD BAKELITE 1L TL S+400 05/28/29		06/30/2023	Redemption	100.0000		12,500	12,500	12,438	12,361		139	139		12,500				562	05/28/2029	4.A FE
..LX2023-74-0	ATHLETICO PHYSICAL THERAPY ATHLETICO THERAPY TLB S+425 02/15/29		06/30/2023	Redemption	100.0000		10,000	10,000	9,950	9,991		9	9		10,000				462	02/15/2029	5.A FE
..LX2026-39-6	TIBCO SOFTWARE INC CITRIX - TIBCO TLB S+450 03/20/29		05/31/2023	Redemption	100.0000		44,375	44,375	40,381	40,275		4,100	4,100		44,375				1,032	03/20/2029	4.B FE
..LX2028-01-2	ALBAUGH LLC ALBAUGH LLC TLB S+375 02/18/29		06/30/2023	HSBC SECURITIES INC.		1,477,462	1,496,212	1,481,250	1,469,177		(6,961)		(6,961)		1,462,215		15,247	15,247	58,697	02/18/2029	3.B FE
..LX2028-01-2	ALBAUGH LLC ALBAUGH LLC TLB S+375 02/18/29		06/30/2023	Redemption	100.0000		25,000	25,000	24,750	24,548		452	452		25,000				981	02/18/2029	3.B FE

E05.24

STATEMENT AS OF JUNE 30, 2023 OF THE GUARDIAN LIFE INSURANCE COMPANY OF AMERICA

SCHEDULE D - PART 4

Show All Long-Term Bonds and Stock Sold, Redeemed or Otherwise Disposed of During the Current Quarter

1	2	3	4	5	6	7	8	9	10	Change In Book/Adjusted Carrying Value					16	17	18	19	20	21	22
										11	12	13	14	15							
CUSIP Identification	Description	Foreign	Disposal Date	Name of Purchaser	Number of Shares of Stock	Consideration	Par Value	Actual Cost	Prior Year Book/Adjusted Carrying Value	Unrealized Valuation Increase/(Decrease)	Current Year's (Amortization)/Accretion	Current Year's Other Than Temporary Impairment Recognized	Total Change in Book/Adjusted Carrying Value (11 + 12 - 13)	Total Foreign Exchange Change in Book /Adjusted Carrying Value	Book/Adjusted Carrying Value at Disposal Date	Foreign Exchange Gain (Loss) on Disposal	Realized Gain (Loss) on Disposal	Total Gain (Loss) on Disposal	Bond Interest/Stock Dividends Received During Year	Stated Contractual Maturity Date	NAIC Designation, NAIC Designation Modifier and SVO Administrative Symbol
..LX2028-31-9	TEAM HEALTH HOLDINGS INC TEAM HEALTH TLB S-525 02/17/27		06/30/2023	Redemption 100.0000		75,901	75,901	69,222	69,108		6,793		6,793		75,901				3,834	02/17/2027	5.B FE
..LX2033-03-8	AVIS BUDGET CAR RENTAL LLC AVIS BUDGET CAR TLC S+350 03/14/29		06/30/2023	Redemption 100.0000		33,750	33,750	32,912	32,668		1,082		1,082		33,750				1,423	03/14/2029	3.A FE
..LX2033-85-5	RENAISSANCE HOLDINGS CORP RENAISSANCE HOLDINGS 1L S+450 03/16/27		04/07/2023	Redemption 100.0000		2,481,250	2,481,250	2,406,813	2,393,313		87,937		87,937		2,481,250				74,787	03/16/2027	4.C FE
..LX2034-23-4	HOUGHTON MIFFLIN HARCOURT HOUGHTON MIFFLIN TLB S+525 04/01/29		06/30/2023	Redemption 100.0000		37,500	37,500	36,313	35,883		1,617		1,617		37,500				1,913	04/01/2029	4.C FE
..LX2036-29-6	NOVOLEX NOVOLEX-CLYDESDALE 1L S+417.5 03/30/29		06/30/2023	Redemption 100.0000		35,000	35,000	34,125	33,785		1,215		1,215		35,000				1,595	03/30/2029	4.B FE
..LX2037-85-6	PERRIGO INVESTMENTS LLC PERRIGO TLB S+225 04/05/29		06/30/2023	Redemption 100.0000		5,038	5,038	4,981			57		57		5,038				11	04/05/2029	3.A FE
..LX2038-97-9	OLDCASTLE BUILDING ENVELOPE OLDCASTLE BLDG - OSCAR 1L S+450 04/13/29		06/30/2023	Redemption 100.0000		3,769	3,769	3,665			104		104		3,769				8	04/13/2029	4.B FE
..LX2046-74-1	CHAMPIONX CHAMPIONX TLB-1 S+325 05/12/29		06/30/2023	Redemption 100.0000		37,500	37,500	36,656	36,420		1,080		1,080		37,500				1,715	05/12/2029	3.B FE
..LX2093-14-9	GATES GLOBAL LLC GATES GLOBAL TLB4 S+350 11/09/29		06/30/2023	Redemption 100.0000		5,000	5,000	4,850	4,845		155		155		5,000				208	11/09/2029	4.A FE
..LX2093-23-0	DELEK US HOLDINGS INC DELEK US HOLDINGS TLB S-350 11/10/29		06/30/2023	Redemption 100.0000		61,314	61,314	59,098	59,012		2,302		2,302		61,314				2,585	11/10/2029	4.A FE
..LX2097-38-9	TRANSDIGM TRANSDIGM TLH S+325 02/28/27		06/30/2023	Redemption 100.0000		7,220	7,220	7,365	7,360		(139)		(139)		7,220				292	02/28/2027	4.A FE
..LX2097-61-1	AMERICAN AXLE & MFG INC AMERICAN AXLE TLB S+350 12/08/29		06/12/2023	Redemption 100.0000		30,151	30,151	29,925			226		226		30,151				9	12/08/2029	3.A FE
..LX2106-80-0	CAESARS ENTERTAINMENT INC CAESARS ENTERTAIN TLB S+325 01/23/30		04/01/2023	J.P. MORGAN		1,194,000	1,200,000	1,194,000							1,194,000					01/23/2030	4.A FE
..LX2106-80-0	CAESARS ENTERTAINMENT INC CAESARS ENTERTAIN TLB S+325 01/23/30		06/30/2023	Redemption 100.0000		40,500	40,500	40,332			168		168		40,500				609	01/23/2030	4.A FE
..LX2109-29-1	HANESBRANDS INC HANESBRANDS INC TLB S+375 02/15/30		06/30/2023	Redemption 100.0000		1,250	1,250	1,238			13		13		1,250				32	02/15/2030	3.B FE
..LX2109-44-0	TRANSDIGM TRANSDIGM TLI S+325 08/10/28		06/30/2023	Redemption 100.0000		38,208	38,208	38,759			(551)		(551)		38,208				810	08/10/2028	4.A FE
..LX2110-38-0	SEDGWICK SEDGWICK TLB S+375 02/16/28		06/30/2023	Redemption 100.0000		7,273	7,273	6,353			920		920		7,273				219	02/16/2028	4.B FE
..LX2111-51-1	UBER TECHNOLOGIES INC UBER TECHNOLOGIES TLB S-275 02/27/30		06/30/2023	Redemption 100.0000		41,316	41,316	41,177			139		139		41,316				449	02/27/2030	3.C FE
..LX2127-14-5	CINEMARK USA INC CINEMARK USA TLB S+375 05/18/30		06/30/2023	Redemption 100.0000		34,688	34,688	34,223			464		464		34,688				156	05/18/2030	3.B FE
..LX2128-70-5	LIFESCAN GLOBAL CORP LIFESCAN 1ST LIEN S+650 12/31/26		06/28/2023	BANK OF AMERICA		783,000	978,750	969,789			(2,144)		(2,144)		967,645		(184,645)	(184,645)		12/31/2026	5.A FE
..LX2128-70-5	LIFESCAN GLOBAL CORP LIFESCAN 1ST LIEN S+650 12/31/26		06/30/2023	Redemption 100.0000		203,285	203,285	198,173			5,112		5,112		203,285					12/31/2026	5.A FE
..LX1721-92-2	TITAN ACQUISITION LTD HUSKY TITAN TLB +300 03/28/25	A	06/30/2023	Various		48,593	48,593	46,841	47,558		1,035		1,035		48,593				2,002	03/28/2025	4.C FE
..LX1740-18-7	STARS GROUP HOLDINGS BV STARS GROUP -FLUTTER TLB S+225 07/21/26		06/30/2023	Various		13,606	13,606	13,159	13,216		390		390		13,606				495	07/21/2026	2.C FE
..LX1817-51-4	WESTJET AIRLINES WESTJET AIRLINES 1L TL S+300 12/11/26	A	06/30/2023	Redemption 100.0000		35,653	35,653	33,039	19,376		1,177		1,177		35,653				891	12/11/2026	4.C FE

EO5.25

STATEMENT AS OF JUNE 30, 2023 OF THE GUARDIAN LIFE INSURANCE COMPANY OF AMERICA

SCHEDULE D - PART 4

Show All Long-Term Bonds and Stock Sold, Redeemed or Otherwise Disposed of During the Current Quarter

1	2	3	4	5	6	7	8	9	10	Change In Book/Adjusted Carrying Value					16	17	18	19	20	21	22		
										11	12	13	14	15									
CUSIP Identification	Description	For-foreign	Disposal Date	Name of Purchaser	Number of Shares of Stock	Consideration	Par Value	Actual Cost	Prior Year Book/Adjusted Carrying Value	Unrealized Valuation Increase/(Decrease)	Current Year's (Amortization)/Accretion	Current Year's Other Than Temporary Impairment Recognized	Total Change in Book/Adjusted Carrying Value (11 + 12 - 13)	Total Foreign Exchange Change in Book /Adjusted Carrying Value	Book/Adjusted Carrying Value at Disposal Date	Foreign Exchange Gain (Loss) on Disposal	Realized Gain (Loss) on Disposal	Total Gain (Loss) on Disposal	Bond Interest/Stock Dividends Received During Year	Stated Contractual Maturity Date	NAIC Designation, NAIC Designation Modifier and SVO Administrative Symbol		
..LX1966-03-0	AIR CANADA AIR CANADA TLB +350 08/11/28	A	06/30/2023	Redemption 100.0000		72,338	72,338	71,888	64,498		293		293		72,338				2,645	08/11/2028	3.C FE		
..LX1956-16-3	ICON LUXEMBOURG SARL ICON LUXEMBOURG SARL TLB S+225 07/03/28	D	06/30/2023	Redemption 100.0000		262,124	262,124	260,143	258,274		3,850		3,850		262,124				9,609	07/03/2028	3.A FE		
..LX1958-15-1	ICON LUXEMBOURG SARL ICON US MERGER TLB STRIP S+225 07/03/28	D	06/30/2023	Redemption 100.0000		174,156	174,156	172,840	171,598		2,558		2,558		174,156				4,345	07/03/2028	3.A FE		
..LX2021-49-6	COVIS PHARMA COVIS PHARMA 1L TL S+650 02/18/27	D	05/30/2023	DIRECT - 1		11,798	2,140,570	1,926,513	1,926,952		2,751		2,751		1,929,703		(1,917,905)	(1,917,905)	60,765	02/18/2027	6. FE		
..LX2025-52-1	HUNTER DOUGLAS INC HUNTER DOUGLAS TLB S+350 02/26/29	D	06/30/2023	Redemption 100.0000		37,500	37,500	37,313	36,935		565		565		37,500				1,853	02/26/2029	4.B FE		
1909999999. Subtotal - Bonds - Unaffiliated Bank Loans						172,295,281	180,205,426	175,641,105	166,149,275		2,842,822	4,842	2,837,980		178,776,382		(6,481,102)	(6,481,102)	7,401,951	XXX	XXX		
2509999997. Total - Bonds - Part 4						1,167,799,549	1,237,114,034	1,240,662,151	1,111,929,320	2,221,072	2,763,201	917,531	4,066,742	84,854	1,240,020,123	(46,594)	(72,750,434)	(72,797,028)	30,771,093	XXX	XXX		
2509999998. Total - Bonds - Part 5						XXX	XXX	XXX	XXX	XXX	XXX	XXX	XXX	XXX	XXX	XXX	XXX	XXX	XXX	XXX	XXX	XXX	
2509999999. Total - Bonds						1,167,799,549	1,237,114,034	1,240,662,151	1,111,929,320	2,221,072	2,763,201	917,531	4,066,742	84,854	1,240,020,123	(46,594)	(72,750,434)	(72,797,028)	30,771,093	XXX	XXX		
4509999997. Total - Preferred Stocks - Part 4							XXX													XXX	XXX		
4509999998. Total - Preferred Stocks - Part 5							XXX	XXX	XXX	XXX	XXX	XXX	XXX	XXX	XXX	XXX	XXX	XXX	XXX	XXX	XXX	XXX	
4509999999. Total - Preferred Stocks							XXX													XXX	XXX		
..03213A-10-4	AMPLITUDE INC. COMMON STOCK		04/04/2023	PIPELINE TRADING SYSTEMS	24,340,000	308,706		303,276						303,276			5,430	5,430					
..10576N-10-2	BRAZE INC		05/05/2023	PIPELINE TRADING SYSTEMS	24,492,000	695,520		851,097						851,097			(155,577)	(155,577)					
..30212P-30-3	EXPEDIA INC CL A COMMON STOCK		04/24/2023	PIPELINE TRADING SYSTEMS	1,000	94											94	94					
..68134L-10-9	OLO Inc. OLO INC.		05/05/2023	PIPELINE TRADING SYSTEMS	42,590,000	279,591		374,792						374,792			(95,201)	(95,201)					
5019999999. Subtotal - Common Stocks - Industrial and Miscellaneous (Unaffiliated) Publicly Traded						1,283,911	XXX	1,529,165							1,529,165		(245,254)	(245,254)		XXX	XXX		
..FHLB00-02-6	Federal Home Loan Bank Activity Based Stock		06/12/2023	DIRECT - 1	6,968,000	696,800		696,800	654,800		42,000		42,000		696,800								
5029999999. Subtotal - Common Stocks - Industrial and Miscellaneous (Unaffiliated) Other						696,800	XXX	696,800	654,800		42,000			42,000		696,800					XXX	XXX	
5989999997. Total - Common Stocks - Part 4						1,980,711	XXX	2,225,965	654,800		42,000			42,000		2,225,965		(245,254)	(245,254)		XXX	XXX	
5989999998. Total - Common Stocks - Part 5						XXX	XXX	XXX	XXX	XXX	XXX	XXX	XXX	XXX	XXX	XXX	XXX	XXX	XXX	XXX	XXX	XXX	XXX
5989999999. Total - Common Stocks						1,980,711	XXX	2,225,965	654,800		42,000			42,000		2,225,965		(245,254)	(245,254)		XXX	XXX	
5999999999. Total - Preferred and Common Stocks						1,980,711	XXX	2,225,965	654,800		42,000			42,000		2,225,965		(245,254)	(245,254)		XXX	XXX	
6009999999 - Totals						1,169,780,260	XXX	1,242,888,116	1,112,584,120	2,221,072	2,805,201	917,531	4,108,742	84,854	1,242,246,088	(46,594)	(72,995,688)	(73,042,282)	30,771,093	XXX	XXX		

EO5.26

STATEMENT AS OF JUNE 30, 2023 OF THE GUARDIAN LIFE INSURANCE COMPANY OF AMERICA

SCHEDULE DB - PART A - SECTION 1

Showing all Options, Caps, Floors, Collars, Swaps and Forwards Open as of Current Statement Date

1	2	3	4	5	6	7	8	9	10	11	12	13	14	15	16	17	18	19	20	21	22	23	
Description	Description of Item(s) Hedged, Used for Income Generation or Replicated	Schedule/ Exhibit Identifier	Type(s) of Risk(s) (a)	Exchange, Counterparty or Central Clearinghouse	Trade Date	Date of Maturity or Expiration	Number of Contracts	Notional Amount	Strike Price, Rate or Index Received (Paid)	Cumulative Prior Year(s) Initial Cost of Un-discounted Premium (Received) Paid	Current Year Initial Cost of Un-discounted Premium (Received) Paid	Current Year Income	Book/ Adjusted Carrying Value	Code	Fair Value	Unrealized Valuation Increase/ (Decrease)	Total Foreign Exchange Change in B./A.C.V.	Current Year's (Amortization)/ Accretion	Adjustment to Carrying Value of Hedged Item	Potential Exposure	Credit Quality of Reference Entity	Hedge Effectiveness at Inception and at Quarter-end (b)	
S&P 500 OPTIONS SPREAD	S&P 500 INDEX	N/A	Equity/Index	GOLDMAN SACHS	07/20/2022	07/20/2023	4,596	18,200,017	3,959.90	600,819			1,193,874		1,193,874	593,055				21,302	N/A	0002	
S&P 500 OPTIONS SPREAD	S&P 500 INDEX	N/A	Equity/Index	GOLDMAN SACHS	08/19/2022	08/18/2023	4,683	19,799,984	4,228.48	669,873			523,005		523,005	(146,868)				36,273	N/A	0002	
S&P 500 OPTIONS SPREAD	S&P 500 INDEX	N/A	Equity/Index	GOLDMAN SACHS	09/20/2022	09/20/2023	4,979	19,198,675	3,855.93	632,481			1,199,071		1,199,071	566,590				45,499	N/A	0002	
S&P 500 OPTIONS SPREAD	S&P 500 INDEX	N/A	Equity/Index	GOLDMAN SACHS	10/20/2022	10/20/2023	7,093	25,999,985	3,665.78	838,109			1,677,843		1,677,843	839,734				72,012	N/A	0002	
S&P 500 OPTIONS SPREAD	S&P 500 INDEX	N/A	Equity/Index	GOLDMAN SACHS	11/18/2022	11/20/2023	6,002	23,800,010	3,965.34	804,440			1,333,579		1,333,579	529,139				74,485	N/A	0002	
S&P 500 OPTIONS SPREAD	S&P 500 INDEX	N/A	Equity/Index	GOLDMAN SACHS	12/20/2022	12/20/2023	4,762	18,200,007	3,821.62	613,340			1,072,842		1,072,842	459,502				62,650	N/A	0002	
S&P 500 OPTIONS SPREAD	S&P 500 INDEX	N/A	Equity/Index	GOLDMAN SACHS	01/20/2023	01/19/2024	6,419	25,499,985	3,972.61		886,762		1,386,175		1,386,175	499,413				95,085	N/A	0002	
S&P 500 OPTIONS SPREAD	S&P 500 INDEX	N/A	Equity/Index	GOLDMAN SACHS	02/17/2023	02/20/2024	5,639	22,999,990	4,079.09		798,100		1,080,712		1,080,712	282,612				92,275	N/A	0002	
S&P 500 OPTIONS SPREAD	S&P 500 INDEX	N/A	Equity/Index	GOLDMAN SACHS	03/20/2023	03/20/2024	6,377	25,199,992	3,951.57		864,359		1,258,506		1,258,506	394,147				107,158	N/A	0002	
S&P 500 OPTIONS SPREAD	S&P 500 INDEX	N/A	Equity/Index	GOLDMAN SACHS	04/20/2023	04/19/2024	6,296	26,000,001	4,129.79		914,940		1,167,495		1,167,495	252,555				116,673	N/A	0002	
S&P 500 OPTIONS SPREAD	S&P 500 INDEX	N/A	Equity/Index	GOLDMAN SACHS	05/19/2023	05/20/2024	5,725	24,000,008	4,191.98		837,600		1,022,878		1,022,878	185,278				113,234	N/A	0002	
S&P 500 OPTIONS SPREAD	S&P 500 INDEX	N/A	Equity/Index	GOLDMAN SACHS	06/20/2023	06/20/2024	5,696	24,999,979	4,388.71		845,000		860,879		860,879	15,879				123,449	N/A	0002	
001999999. Subtotal - Purchased Options - Hedging Effective Excluding Variable Annuity Guarantees Under SSAP No.108 - Call Options and Warrants										4,159,062	5,146,761		13,776,859	XXX	13,776,859	4,471,036				960,095	XXX	XXX	
007999999. Subtotal - Purchased Options - Hedging Effective Excluding Variable Annuity Guarantees Under SSAP No.108										4,159,062	5,146,761		13,776,859	XXX	13,776,859	4,471,036				960,095	XXX	XXX	
014999999. Subtotal - Purchased Options - Hedging Effective Variable Annuity Guarantees Under SSAP No.108														XXX								XXX	XXX
021999999. Subtotal - Purchased Options - Hedging Other														XXX								XXX	XXX
028999999. Subtotal - Purchased Options - Replications														XXX								XXX	XXX
035999999. Subtotal - Purchased Options - Income Generation														XXX								XXX	XXX
042999999. Subtotal - Purchased Options - Other														XXX								XXX	XXX
043999999. Total Purchased Options - Call Options and Warrants										4,159,062	5,146,761		13,776,859	XXX	13,776,859	4,471,036				960,095	XXX	XXX	
044999999. Total Purchased Options - Put Options														XXX								XXX	XXX
045999999. Total Purchased Options - Caps														XXX								XXX	XXX
046999999. Total Purchased Options - Floors														XXX								XXX	XXX
047999999. Total Purchased Options - Collars														XXX								XXX	XXX
048999999. Total Purchased Options - Other														XXX								XXX	XXX
049999999. Total Purchased Options										4,159,062	5,146,761		13,776,859	XXX	13,776,859	4,471,036				960,095	XXX	XXX	
056999999. Subtotal - Written Options - Hedging Effective Excluding Variable Annuity Guarantees Under SSAP No.108														XXX								XXX	XXX
063999999. Subtotal - Written Options - Hedging Effective Variable Annuity Guarantees Under SSAP No.108														XXX								XXX	XXX
070999999. Subtotal - Written Options - Hedging Other														XXX								XXX	XXX
077999999. Subtotal - Written Options - Replications														XXX								XXX	XXX
084999999. Subtotal - Written Options - Income Generation														XXX								XXX	XXX
091999999. Subtotal - Written Options - Other														XXX								XXX	XXX
092999999. Total Written Options - Call Options and Warrants														XXX								XXX	XXX
093999999. Total Written Options - Put Options														XXX								XXX	XXX
094999999. Total Written Options - Caps														XXX								XXX	XXX
095999999. Total Written Options - Floors														XXX								XXX	XXX
096999999. Total Written Options - Collars														XXX								XXX	XXX
097999999. Total Written Options - Other														XXX								XXX	XXX
098999999. Total Written Options														XXX								XXX	XXX

E06

STATEMENT AS OF JUNE 30, 2023 OF THE GUARDIAN LIFE INSURANCE COMPANY OF AMERICA

SCHEDULE DB - PART A - SECTION 1

Showing all Options, Caps, Floors, Collars, Swaps and Forwards Open as of Current Statement Date

1	2	3	4	5	6	7	8	9	10	11	12	13	14	15	16	17	18	19	20	21	22	23
Description	Description of Item(s) Hedged, Used for Income Generation or Replicated	Schedule/ Exhibit Identifier	Type(s) of Risk(s) (a)	Exchange, Counterparty or Central Clearinghouse	Trade Date	Date of Maturity or Expiration	Number of Contracts	Notional Amount	Strike Price, Rate or Index Received (Paid)	Cumulative Prior Year(s) Initial Cost of Un-discounted Premium (Received) Paid	Current Year Initial Cost of Un-discounted Premium (Received) Paid	Current Year Income	Book/ Adjusted Carrying Value	Code	Fair Value	Unrealized Valuation Increase/ (Decrease)	Total Foreign Exchange Change in B./A.C.V.	Current Year's (Amortization)/ Accretion	Adjustment to Carrying Value of Hedged Item	Potential Exposure	Credit Quality of Reference Entity	Hedge Effectiveness at Inception and at Quarter-end (b)
TO BUY USD SELL CHF - SLL20JT8	Bond Hedge - CHF - 01297#AJ7	D PART 1	Currency	BANK OF AMERICA	10/08/2015	10/08/2025		20,502,306	1.0251				(1,829,094)		(1,934,142)	(698,080)				154,677	N/A	0001
TO BUY USD SELL DKK - SL9K122M	Bond Hedge - DKK - K3380#AH1	D PART 1	Currency	BANK OF AMERICA	06/23/2022	06/23/2032		11,482,704	0.1435			74,174	(240,096)		(149,183)	(207,520)				172,136	N/A	0001
TO BUY USD SELL DKK - SL10511U	Bond Hedge - DKK - K3380#AB4	D PART 1	Currency	BANK OF AMERICA	12/15/2016	12/15/2026		24,948,025	0.1485			228,319	330,145		587,817	(435,792)				232,131	N/A	0001
TO BUY USD SELL SEK - SL8M340T	Bond Hedge - SEK - W2710#AB6	D PART 1	Currency	BANK OF AMERICA	10/26/2016	10/26/2028		20,000,000	0.1183			119,589	4,348,572		4,134,971	554,489				230,841	N/A	0001
TO BUY USD SELL EUR - SLMH1UUT	Bond Hedge - EUR - L0175#AD4	D PART 1	Currency	BANK OF AMERICA	12/14/2016	12/31/2028		21,190,000	1.0595			12,004	(628,000)		(2,195,717)	(408,000)				248,691	N/A	0001
TO BUY USD SELL EUR - SL3V0JME	Bond Hedge - EUR - L8367#AE3	D PART 1	Currency	BANK OF AMERICA	06/25/2015	06/25/2027		22,504,000	1.1252			205,701	686,000		1,083,384	(408,000)				224,732	N/A	0001
TO BUY USD SELL EUR - SLB618RE	Bond Hedge - EUR - Q1297#AF5	D PART 1	Currency	BANK OF AMERICA	11/12/2014	11/12/2024		25,920,000	1.2960				4,102,000		4,053,787	(408,000)				151,837	N/A	0001
TO BUY USD SELL CAD - SL50310W	Bond Hedge - CAD - C7051#A8	D PART 1	Currency	BANK OF AMERICA	12/15/2015	12/15/2025		15,031,943	0.7516			10,978	(71,517)		(88,500)	(347,660)				117,956	N/A	0001
TO BUY USD SELL CAD - SLPU1FJM	Bond Hedge - CAD - C5793#AK9	D PART 1	Currency	BANK OF AMERICA	10/23/2018	10/23/2030		20,088,389	0.8035			35,844	1,209,064		957,326	(434,575)				271,761	N/A	0001
TO BUY USD SELL CAD - SL3A38T1	Bond Hedge - CAD - C4931#BC6	D PART 1	Currency	BANK OF AMERICA	09/20/2017	09/20/2027		11,303,693	0.7536			20,692	(23,902)		(20,372)	(260,745)				116,206	N/A	0001
TO BUY USD SELL CAD - SLB1091M	Bond Hedge - CAD - C6802#AA0	D PART 1	Currency	BANK OF AMERICA	02/24/2022	06/30/2051		27,420,639	0.7883			(41,012)	1,153,396		(1,429,194)	(615,598)				725,730	N/A	0001
TO BUY USD SELL CAD - SLA22J06	Bond Hedge - CAD - D8286#A8	D PART 1	Currency	BANK OF AMERICA	06/22/2023	06/30/2033		22,007,042	0.7336				(648,148)		(917,981)	(648,148)				348,105	N/A	0001
TO BUY USD SELL AUD - SL1T3J6C	Bond Hedge - AUD - Q0332#AB3	D PART 1	Currency	BANK OF AMERICA	02/18/2016	02/18/2025		4,003,736	0.7065			(22,101)	227,247		122,421	84,438				25,645	N/A	0001
TO BUY USD SELL EUR - SL6J4YUP	Bond Hedge - EUR - AG0531230	D PART 1	Currency	BANK OF AMERICA	05/31/2023	06/30/2043		27,152,500	1.0861			20,608	(120,000)		(1,406,389)	(120,000)				607,356	N/A	0001
TO BUY USD SELL EUR - SL24082F	Bond Hedge - EUR - N2105#AA1	D PART 1	Currency	BANK OF AMERICA	06/29/2022	06/29/2032		15,278,200	1.0913			133,317	5,600		752,172	(285,600)				229,243	N/A	0001
TO BUY USD SELL EUR - SLMH2UYA	Bond Hedge - EUR - L9619#AB5	D PART 1	Currency	BANK OF AMERICA	10/28/2020	10/29/2035		19,362,750	1.1735			143,258	1,362,900		1,981,347	(336,600)				340,087	N/A	0001
TO BUY USD SELL GBP - SL6J3H0V	Bond Hedge - GBP - G5600#AA0	D PART 1	Currency	BANK OF AMERICA	09/21/2016	09/21/2023		22,715,000	1.2980			141,289	484,750		529,827	(1,085,000)				54,160	N/A	0001
TO BUY USD SELL EUR - SL5S4EE2	Bond Hedge - EUR - G2616#AM3	D PART 1	Currency	BANK OF AMERICA	09/13/2017	09/13/2027		17,947,200	1.1217			189,785	492,800		1,030,342	(326,400)				184,084	N/A	0001
TO BUY USD SELL EUR - SL1S41NW	Bond Hedge - EUR - G7996#A8	D PART 1	Currency	BANK OF AMERICA	08/17/2017	08/17/2027		20,151,000	1.1195			206,452	514,800		1,063,823	(367,200)				204,864	N/A	0001
TO BUY USD SELL GBP - SL3H72PJ	Bond Hedge - GBP - G2616#AA1	D PART 1	Currency	BANK OF AMERICA	07/27/2022	07/27/2027		9,604,000	1.2005			22,148	(558,400)		3,125	(496,000)				96,957	N/A	0001
TO BUY USD SELL EUR - SLVH0011	Bond Hedge - EUR - B9754#AC1	D PART 1	Currency	BANK OF AMERICA	05/18/2022	05/18/2032		43,292,000	1.0823			352,339	(344,000)		1,335,883	(816,000)				645,414	N/A	0001
TO BUY USD SELL EUR - SLP40Y3L	Bond Hedge - EUR - 479142F#3	D PART 1	Currency	BANK OF AMERICA	06/30/2022	06/30/2032		21,822,000	1.0911			150,610	4,000		541,642	(408,000)				327,479	N/A	0001
TO BUY USD SELL AUD - SL20SPPL	Bond Hedge - AUD - Q0332#AA5	D PART 1	Currency	BANK OF AMERICA	02/18/2016	02/18/2024		4,003,736	0.7065			(22,802)	227,247		172,428	84,438				15,994	N/A	0001
TO BUY USD SELL GBP - SLK802JL	Bond Hedge - GBP - G6750#AG7	D PART 1	Currency	BANK OF AMERICA	12/08/2022	12/08/2032		26,687,500	1.0675			(208,695)	(5,070,000)		(5,601,603)	(1,550,000)				410,183	N/A	0001
TO BUY USD SELL GBP - SLK70GC3	Bond Hedge - GBP - G6970#AJ5	D PART 1	Currency	BANK OF AMERICA	08/22/2023	08/22/2033		8,467,200	1.2096				(424,900)		464,793	(424,900)				134,901	N/A	0001
TO BUY USD SELL GBP - SLPU0ICT	Bond Hedge - GBP - G6970#AJ5	D PART 1	Currency	BANK OF AMERICA	06/27/2016	01/31/2027		17,516,400	1.4597			82,386	2,272,800		2,892,815	(744,000)				165,985	N/A	0001
TO BUY USD SELL GBP - SL4F56U	Bond Hedge - GBP - G6177#AD5	D PART 1	Currency	BANK OF AMERICA	01/25/2017	05/18/2027		14,670,000	1.2225			49,111	(573,600)		316,644	(744,000)				144,575	N/A	0001
TO BUY USD SELL GBP - SL394PK7	Bond Hedge - GBP - G0566#AD1	D PART 1	Currency	BANK OF AMERICA	08/13/2020	12/31/2029		6,891,826	1.2230			(92,668)	(266,544)		(915,663)	(349,537)				87,919	N/A	0001
TO BUY USD SELL GBP - SL4H3N9A	Bond Hedge - GBP - G3663#AB7	D PART 1	Currency	BANK OF AMERICA	01/06/2017	01/06/2027		7,449,000	1.2415			35,679	(172,800)		277,306	(372,000)				69,910	N/A	0001

STATEMENT AS OF JUNE 30, 2023 OF THE GUARDIAN LIFE INSURANCE COMPANY OF AMERICA

SCHEDULE DB - PART A - SECTION 1

Showing all Options, Caps, Floors, Collars, Swaps and Forwards Open as of Current Statement Date

1	2	3	4	5	6	7	8	9	10	11	12	13	14	15	16	17	18	19	20	21	22	23
Description	Description of Item(s) Hedged, Used for Income Generation or Replicated	Schedule/ Exhibit Identifier	Type(s) of Risk(s) (a)	Exchange, Counterparty or Central Clearinghouse	Trade Date	Date of Maturity or Expiration	Number of Contracts	Notional Amount	Strike Price, Rate or Index Received (Paid)	Cumulative Prior Year(s) Initial Cost of Un-discounted Premium (Received) Paid	Current Year Initial Cost of Un-discounted Premium (Received) Paid	Current Year Income	Book/ Adjusted Carrying Value	Code	Fair Value	Unrealized Valuation Increase/ (Decrease)	Total Foreign Exchange Change in B./A.C.V.	Current Year's (Amortization)/ Accretion	Adjustment to Carrying Value of Hedged Item	Potential Exposure	Credit Quality of Reference Entity	Hedge Effectiveness at Inception and at Quarter-end (b)
TO BUY USD SELL GBP - SL4H3N94	Bond Hedge - GBP - G3663#AA9	D PART 1	Currency	BANK OF AMERICA	12/15/2016	12/15/2026		4,966,000	1.2415			20,165	(115,200)		180,623	(248,000)				46,207	N/A	0001
TO BUY USD SELL EUR - SL603XOE	Bond Hedge - EUR - 24906PB#5	D PART 1	Currency	BANK OF AMERICA	10/27/2016	10/27/2024		3,359,250	1.1198			33,926	86,550		98,249	(61,350)				19,361	N/A	0001
TO BUY USD SELL EUR - SL603XOE	Bond Hedge - EUR - D8286#AA8	D PART 1	Currency	BANK OF AMERICA	10/27/2016	10/27/2024		10,077,750	1.1198			101,777	259,650		294,747	(184,050)				58,084	N/A	0001
TO BUY USD SELL GBP - SL4F4DKN	Bond Hedge - GBP - G6596#AA4	D PART 1	Currency	BANK OF AMERICA	12/18/2014	12/20/2029		19,270,800	1.6059			126,994	4,027,200		5,179,159	(744,000)				245,267	N/A	0001
TO BUY USD SELL EUR - SL324BGC	Bond Hedge - EUR - G9006#A45	D PART 1	Currency	BANK OF AMERICA	05/04/2016	05/04/2026		16,926,000	1.1284			154,301	562,500		749,403	(306,000)				142,786	N/A	0001
TO BUY USD SELL GBP - SL4K5L1T	Bond Hedge - GBP - G2944#AA7	D PART 1	Currency	BANK OF AMERICA	05/27/2015	05/27/2025		22,671,000	1.5114			106,413	3,616,500		3,937,881	(930,000)				156,643	N/A	0001
TO BUY USD SELL AUD - SL120SP0	Bond Hedge - AUD - O0332#AC1	D PART 1	Currency	BANK OF AMERICA	02/18/2016	02/18/2026		4,003,736	0.7065			(21,651)	227,247		96,450	84,438				32,533	N/A	0001
TO BUY USD SELL AUD - SL403YCB	Bond Hedge - AUD - G9469#AB3	D PART 1	Currency	BANK OF AMERICA	04/15/2021	04/15/2036		19,175,000	0.7670			16,083	2,515,000		3,406,633	372,500				343,050	N/A	0001
TO BUY USD SELL EUR - SL4F556R	Bond Hedge - EUR - G5264#AR0	D PART 1	Currency	BANK OF AMERICA	11/16/2016	11/16/2024		27,737,500	1.1095			273,332	465,000		558,289	(510,000)				163,131	N/A	0001
TO BUY USD SELL EUR - SLWIS0NH	Bond Hedge - EUR - F1000#AC2	D PART 1	Currency	BANK OF AMERICA	04/13/2021	04/13/2036		14,299,200	1.1916			158,347	1,208,400		2,670,188	(244,800)				255,764	N/A	0001
TO BUY USD SELL EUR - SLORONOV	Bond Hedge - EUR - 92936UA#8	D PART 1	Currency	BANK OF AMERICA	09/28/2022	09/28/2032		16,227,200	1.0142			63,767	(1,227,200)		(927,743)	(326,400)				246,829	N/A	0001
TO BUY USD SELL GBP - SL324C5F	Bond Hedge - GBP - G7178#AB0	D PART 1	Currency	BANK OF AMERICA	07/20/2016	07/20/2028		22,077,000	1.4718			99,793	3,022,500		4,003,203	(930,000)				248,312	N/A	0001
TO BUY USD SELL GBP - SL333Q1E	Bond Hedge - GBP - G3225#AE6	D PART 1	Currency	BANK OF AMERICA	11/21/2016	11/21/2028		18,301,500	1.2201			67,441	(753,000)		698,201	(930,000)				212,644	N/A	0001
TO BUY USD SELL GBP - SL3X3B15	Bond Hedge - GBP - G1745#AR2	D PART 1	Currency	BANK OF AMERICA	11/10/2016	11/10/2026		11,072,700	1.2303			38,003	(360,000)		247,351	(558,000)				101,590	N/A	0001
TO BUY USD SELL GBP - SLQF112L	Bond Hedge - GBP - G6750#AC6	D PART 1	Currency	BANK OF AMERICA	04/29/2015	04/29/2025		20,026,500	1.5405			106,461	3,512,600		3,787,835	(806,000)				135,563	N/A	0001
TO BUY USD SELL CHF - SL394K9F	Bond Hedge - CHF - 11679#B86	D PART 1	Currency	BARC	12/11/2019	12/11/2029		12,024,048	1.0020			134,917	(1,374,792)		(1,438,387)	(418,848)				152,743	N/A	0001
TO BUY USD SELL SEK - SLA21PZU	Bond Hedge - SEK - W7000#AB2	D PART 1	Currency	BARC	01/21/2020	01/23/2032		29,834,843	0.1066			219,386	3,903,483		4,987,306	918,680				436,767	N/A	0001
TO BUY USD SELL JPY - SL5D4LGO	Bond Hedge - JPY - J0835#AM9	D PART 1	Currency	BARC	08/22/2019	08/22/2029		24,953,789	0.0092			340,410	6,242,789		4,144,484	1,881,900				309,434	N/A	0001
TO BUY USD SELL GBP - SLWIS12HG	Bond Hedge - GBP - G3301#AK9	D PART 1	Currency	BARC	06/29/2023	06/29/2030		25,991,700	1.2377				(684,600)		327,276	(684,600)				343,905	N/A	0001
TO BUY USD SELL GBP - SL8J2SMG	Bond Hedge - GBP - G9766#AE4	D PART 1	Currency	BARC	08/16/2017	08/16/2027		19,395,000	1.2930			138,497	340,500		1,832,051	(930,000)				197,112	N/A	0001
TO BUY USD SELL GBP - SLA12096	Bond Hedge - GBP - G2962#AC5	D PART 1	Currency	BARC	01/21/2021	01/21/2033		16,302,000	1.3585			74,064	1,058,400		2,399,329	(744,000)				252,153	N/A	0001
TO BUY USD SELL GBP - SLEH00SZ	Bond Hedge - GBP - G6428#AA8	D PART 1	Currency	BARC	01/15/2019	01/15/2031		24,283,900	1.2781			193,456	148,200		3,438,105	(1,178,000)				333,643	N/A	0001
TO BUY USD SELL GBP - SL3942KZ	Bond Hedge - GBP - G2686#AC2	D PART 1	Currency	BARC	11/15/2017	11/15/2032		27,497,400	1.3094			182,593	821,100		3,549,992	(1,302,000)				421,220	N/A	0001
TO BUY USD SELL AUD - SL394TSP	Bond Hedge - AUD - G5011#AE4	D PART 1	Currency	BARC	08/10/2021	08/10/2033		19,175,000	0.7670			(593)	2,515,000		3,094,181	372,500				305,005	N/A	0001
TO BUY USD SELL EUR - SLOR0GLX	Bond Hedge - EUR - G4936#AC6	D PART 1	Currency	BARC	03/02/2022	03/02/2034		10,206,000	1.1340			85,431	387,900		869,224	(183,600)				166,763	N/A	0001
TO BUY USD SELL EUR - SL9427VR	Bond Hedge - EUR - O3063#AE4	D PART 1	Currency	BARC	12/30/2020	01/07/2033		23,398,000	1.1699			193,594	1,580,000		2,309,878	(408,000)				361,185	N/A	0001
TO BUY USD SELL EUR - SLT005MT	Bond Hedge - EUR - F1068#AH0	D PART 1	Currency	BARC	05/02/2019	05/02/2029		16,836,000	1.1224			215,272	472,500		1,200,464	(306,000)				203,497	N/A	0001
TO BUY USD SELL GBP - SL473R00	Bond Hedge - GBP - G7178#AF1	D PART 1	Currency	BARC	04/16/2019	04/16/2028		4,530,050	1.2943			45,690	84,000		335,043	(377,196)				49,624	N/A	0001
TO BUY USD SELL EUR - SL4R0ZYF	Bond Hedge - EUR - L8367#AG8	D PART 1	Currency	BARC	07/23/2021	07/23/2031		18,142,500	1.2095			164,357	1,779,000		2,379,337	(288,000)				257,670	N/A	0001

E06.2

STATEMENT AS OF JUNE 30, 2023 OF THE GUARDIAN LIFE INSURANCE COMPANY OF AMERICA

SCHEDULE DB - PART A - SECTION 1

Showing all Options, Caps, Floors, Collars, Swaps and Forwards Open as of Current Statement Date

1	2	3	4	5	6	7	8	9	10	11	12	13	14	15	16	17	18	19	20	21	22	23
Description	Description of Item(s) Hedged, Used for Income Generation or Replicated	Schedule/ Exhibit Identifier	Type(s) of Risk(s) (a)	Exchange, Counterparty or Central Clearinghouse	Trade Date	Date of Maturity or Expiration	Number of Contracts	Notional Amount	Strike Price, Rate or Index Received (Paid)	Cumulative Prior Year(s) Initial Cost of Un-discounted Premium (Received) Paid	Current Year Initial Cost of Un-discounted Premium (Received) Paid	Current Year Income	Book/ Adjusted Carrying Value	Code	Fair Value	Unrealized Valuation Increase/ (Decrease)	Total Foreign Exchange Change in B./A.C.V.	Current Year's (Amortization)/ Accretion	Adjustment to Carrying Value of Hedged Item	Potential Exposure	Credit Quality of Reference Entity	Hedge Effectiveness at Inception and at Quarter-end (b)
TO BUY USD SELL AUD - SL6K6BJF	Bond Hedge - AUD - 04822#AA4	D PART 1	Currency	BARC	08/28/2019	08/28/2029		20,027,400	0.6906			25,197	701,800		1,330,071	432,100				248,677	N/A	0001
TO BUY USD SELL GBP - SLA213KY	Bond Hedge - GBP - G5560#AC6	D PART 1	Currency	BARC	08/17/2017	08/17/2029		45,885,000	1.3110			348,580	1,424,500		5,219,982	(2,170,000)				568,353	N/A	0001
TO BUY USD SELL EUR - SLY015CX	Bond Hedge - EUR - G2687*AB5	D PART 1	Currency	BARC	03/31/2022	03/31/2032		16,722,000	1.1148			149,946	358,500		1,186,518	(306,000)				247,448	N/A	0001
TO BUY USD SELL GBP - SLMH25N2	Bond Hedge - GBP - G7997#AK7	D PART 1	Currency	BARC	02/26/2018	02/26/2033		28,382,000	1.4191			266,391	2,976,000		6,919,646	(1,240,000)				441,258	N/A	0001
TO BUY USD SELL EUR - SOLOROKEV	Bond Hedge - EUR - 40637CC#5	D PART 1	Currency	BARC	07/12/2022	07/12/2032		9,793,800	1.0882			85,334	(24,300)		280,395	(183,600)				147,242	N/A	0001
TO BUY USD SELL GBP - SL9K0TRJ	Bond Hedge - GBP - G5600#AN2	D PART 1	Currency	BARC	06/16/2021	06/16/2036		11,816,700	1.3902			77,485	1,019,150		2,463,532	(527,000)				212,804	N/A	0001
TO BUY USD SELL EUR - SLPU2CJL	Bond Hedge - EUR - F3152*AL8	D PART 1	Currency	BARC	03/24/2022	07/10/2037		27,705,000	1.1082			202,694	432,500		1,621,098	(510,000)				519,023	N/A	0001
TO BUY USD SELL EUR - SL335X02	Bond Hedge - EUR - G5264#AX7	D PART 1	Currency	BARC	06/07/2023	06/07/2029		32,820,000	1.0940				93,000		(720,941)	93,000				400,029	N/A	0001
TO BUY USD SELL EUR - SL1065SH	Bond Hedge - EUR - G7996#AG5	D PART 1	Currency	BARC	10/23/2020	10/23/2035		15,981,000	1.1415			100,560	708,400		1,007,270	(285,600)				280,503	N/A	0001
TO BUY USD SELL EUR - SL4R031U	Bond Hedge - EUR - 038336F#9	D PART 1	Currency	BARC	07/19/2017	07/19/2024		17,136,000	1.1424			184,771	772,500		809,174	(306,000)				87,996	N/A	0001
TO BUY USD SELL GBP - SL9K0TRG	Bond Hedge - GBP - G5600#AM4	D PART 1	Currency	BARC	04/28/2021	04/28/2036		11,816,700	1.3902			76,747	1,019,150		2,441,903	(527,000)				211,700	N/A	0001
TO BUY USD SELL GBP - SL4H4LDJ	Bond Hedge - GBP - G2685#AL3	D PART 1	Currency	BARC	11/05/2020	11/22/2035		19,707,000	1.3138			58,904	652,500		2,149,919	(930,000)				347,054	N/A	0001
TO BUY USD SELL EUR - SL3941VJ	Bond Hedge - EUR - G7605#AA1	D PART 1	Currency	BARC	10/17/2017	10/18/2032		22,739,182	1.1911			239,504	1,912,909		2,570,632	(152,727)				346,905	N/A	0001
TO BUY USD SELL GBP - SLK10NMU	Bond Hedge - GBP - G9369*AA7	D PART 1	Currency	BARC	11/30/2021	03/31/2043		26,550,401	1.3431			139,585	1,439,110		4,387,231	(984,863)				590,178	N/A	0001
TO BUY USD SELL GBP - SLLB01PH	Bond Hedge - GBP - G0691*AC1	D PART 1	Currency	BARC	05/20/2020	05/20/2032		29,605,600	1.2872			128,112	388,700		3,164,038	(1,426,000)				441,508	N/A	0001
TO BUY USD SELL GBP - SLYH01LS	Bond Hedge - GBP - G1746#AB2	D PART 1	Currency	BARC	03/19/2019	03/19/2031		23,094,000	1.2830			176,654	228,600		3,190,777	(1,116,000)				320,900	N/A	0001
TO BUY USD SELL EUR - SLT0001C	Bond Hedge - EUR - N8505#AA2	D PART 1	Currency	BARC	01/24/2019	01/24/2029		17,104,500	1.1403			226,024	741,000		1,884,040	(306,000)				201,937	N/A	0001
TO BUY USD SELL AUD - SLYH02RR	Bond Hedge - AUD - G8048#AA3	D PART 1	Currency	BARC	05/21/2019	03/31/2042		52,848,870	0.7090			72,547	3,175,405		6,505,408	2,645,469				1,144,650	N/A	0001
TO BUY USD SELL GBP - SLWISOPHE	Bond Hedge - GBP - G1320*AC8	D PART 1	Currency	BARC	09/23/2021	09/23/2033		12,593,700	1.3993			59,911	1,161,000		2,135,855	(558,000)				201,510	N/A	0001
TO BUY USD SELL GBP - SLWIS0E1T	Bond Hedge - GBP - G1591#B66	D PART 1	Currency	BARC	05/14/2020	05/14/2030		9,108,400	1.3012			39,575	216,300		945,062	(434,000)				119,427	N/A	0001
TO BUY USD SELL EUR - SLT005MII	Bond Hedge - EUR - F2977#AA3	D PART 1	Currency	BARC	04/24/2019	04/24/2029		39,270,000	1.1220			483,389	1,088,500		3,555,584	(714,000)				473,766	N/A	0001
TO BUY USD SELL EUR - SLP81R3R	Bond Hedge - EUR - F1000#AA6	D PART 1	Currency	BARC	09/04/2019	09/05/2034		28,974,480	1.1151			719,623	628,807		3,359,338	(245,981)				484,658	N/A	0001
TO BUY USD SELL NOK - SLBJ2SHB	Bond Hedge - NOK - R3000#AE1	D PART 1	Currency	JPMO	07/27/2017	07/27/2027		29,157,989	0.1190			144,744	6,340,404		6,482,929	2,172,660				294,363	N/A	0001
TO BUY USD SELL JPY - SL9K12AD	Bond Hedge - JPY - 74346GB*2	D PART 1	Currency	JPMO	07/26/2022	07/26/2032		29,266,790	0.0077			495,369	2,932,790		1,403,651	2,648,600				440,935	N/A	0001
TO BUY USD SELL GBP - SLFH0N60	Bond Hedge - GBP - G4569#AB0	D PART 1	Currency	JPMO	09/16/2021	09/16/2036		15,242,700	1.3857			89,238	1,269,400		2,910,826	(682,000)				277,156	N/A	0001
TO BUY USD SELL EUR - SLLB01PE	Bond Hedge - EUR - G4936#AB8	D PART 1	Currency	JPMO	05/19/2020	05/19/2032		12,984,000	1.0820			122,649	(106,800)		738,230	(244,800)				193,600	N/A	0001
TO BUY USD SELL EUR - SLGROCCA	Bond Hedge - EUR - B7000*AH6	D PART 1	Currency	JPMO	06/15/2022	06/15/2032		42,668,000	1.0667			370,318	(968,000)		311,547	(816,000)				638,850	N/A	0001
TO BUY USD SELL EUR - SLK00H65	Bond Hedge - EUR - 7H6GLXDRUGOFU57RNE97	D PART 1	Currency	JPMO	08/21/2023	08/21/2033		27,070,000	1.0828				(202,500)		(234,293)	(202,500)				431,227	N/A	0001
TO BUY USD SELL EUR - SLK70323	Bond Hedge - EUR - F8494#AC0	D PART 1	Currency	JPMO	04/14/2021	04/14/2031		23,824,000	1.1912			248,466	2,006,000		3,230,070	(408,000)				332,567	N/A	0001

E06.3

STATEMENT AS OF JUNE 30, 2023 OF THE GUARDIAN LIFE INSURANCE COMPANY OF AMERICA

SCHEDULE DB - PART A - SECTION 1

Showing all Options, Caps, Floors, Collars, Swaps and Forwards Open as of Current Statement Date

1	2	3	4	5	6	7	8	9	10	11	12	13	14	15	16	17	18	19	20	21	22	23
Description	Description of Item(s) Hedged, Used for Income Generation or Replicated	Schedule/ Exhibit Identifier	Type(s) of Risk(s) (a)	Exchange, Counterparty or Central Clearinghouse	Trade Date	Date of Maturity or Expiration	Number of Contracts	Notional Amount	Strike Price, Rate or Index Received (Paid)	Cumulative Prior Year(s) Initial Cost of Un-discounted Premium (Received) Paid	Current Year Initial Cost of Un-discounted Premium (Received) Paid	Current Year Income	Book/ Adjusted Carrying Value	Code	Fair Value	Unrealized Valuation Increase/ (Decrease)	Total Foreign Exchange Change in B./A.C.V.	Current Year's (Amortization)/ Accretion	Adjustment to Carrying Value of Hedged Item	Potential Exposure	Credit Quality of Reference Entity	Hedge Effectiveness at Inception and at Quarter-end (b)
TO BUY USD SELL EUR - SLEH0U68	Bond Hedge - EUR - N5269@AB4	D PART 1	Currency	JPMO 7H6GLXDRUGUF57RNE97	08/20/2021	08/20/2031		35,199,000	1.1733			317,484	2,472,000		3,769,919	(612,000)				502,286	N/A	0001
TO BUY USD SELL GBP - SLEH0Z2R	Bond Hedge - GBP - G6970*AY2	D PART 1	Currency	JPMO 7H6GLXDRUGUF57RNE97	06/30/2022	06/30/2034		6,790,000	1.3580			32,470	438,500		1,010,032	(310,000)				112,641	N/A	0001
TO BUY USD SELL CAD - SLYN00M6	Bond Hedge - CAD - 39072FAB3	D PART 1	Currency	JPMO 7H6GLXDRUGUF57RNE97	12/19/2022	11/30/2029		13,615,218	0.7314			33,031	(443,149)		(326,401)	(314,717)				172,552	N/A	0001
TO BUY USD SELL GBP - SLOW02M6	Bond Hedge - GBP - G2730#AF9	D PART 1	Currency	JPMO 7H6GLXDRUGUF57RNE97	01/31/2019	01/31/2029		12,767,000	1.2767			109,763	64,000		1,552,055	(620,000)				150,987	N/A	0001
TO BUY USD SELL EUR - SL6K1C89	Bond Hedge - EUR - L4801*AA8	D PART 1	Currency	JPMO 7H6GLXDRUGUF57RNE97	07/13/2022	07/13/2027		10,530,000	1.0530			76,885	(379,000)		(270,054)	(204,000)				105,804	N/A	0001
TO BUY USD SELL GBP - SLMH2DU0	Bond Hedge - GBP - G8279@AA6	D PART 1	Currency	JPMO 7H6GLXDRUGUF57RNE97	09/16/2019	09/16/2031		13,164,000	1.3164			98,606	461,000		2,071,308	(620,000)				188,700	N/A	0001
TO BUY USD SELL EUR - SL6J3QXX	Bond Hedge - EUR - 887389E89	D PART 1	Currency	JPMO 7H6GLXDRUGUF57RNE97	09/07/2017	09/07/2027		12,930,500	1.1755			139,633	930,600		1,253,776	(224,400)				132,368	N/A	0001
TO BUY USD SELL GBP - SL325X57	Bond Hedge - GBP - 756109B*4	D PART 1	Currency	JPMO 7H6GLXDRUGUF57RNE97	06/30/2022	06/30/2032		26,346,000	1.3173			110,648	940,000		3,322,089	(1,240,000)				395,370	N/A	0001
TO BUY USD SELL AUD - SLYN19VZ	Bond Hedge - AUD - Q2600@AE0	D PART 1	Currency	JPMO 7H6GLXDRUGUF57RNE97	01/12/2022	01/12/2032		21,813,000	0.7271			(81,812)	1,821,000		1,436,948	447,000				318,770	N/A	0001
TO BUY USD SELL GBP - SLFH44J	Bond Hedge - GBP - G9075*AA2	D PART 1	Currency	JPMO 7H6GLXDRUGUF57RNE97	02/28/2019	02/28/2028		38,367,000	1.2789			345,116	258,000		4,193,738	(1,860,000)				414,492	N/A	0001
TO BUY USD SELL GBP - SL324LDX	Bond Hedge - GBP - G0827#BK5	D PART 1	Currency	JPMO 7H6GLXDRUGUF57RNE97	08/22/2017	08/23/2027		19,467,000	1.2978			144,438	412,500		1,960,901	(930,000)				198,303	N/A	0001
TO BUY USD SELL GBP - SL4H3V00	Bond Hedge - GBP - G7737#AC8	D PART 1	Currency	JPMO 7H6GLXDRUGUF57RNE97	03/14/2018	03/14/2030		18,577,000	1.4290			170,692	2,063,100		4,075,769	(806,000)				240,599	N/A	0001
TO BUY USD SELL EUR - SLOG17ZQ	Bond Hedge - EUR - B9550@AA9	D PART 1	Currency	JPMO 7H6GLXDRUGUF57RNE97	12/07/2017	12/07/2027		31,995,000	1.0665			347,007	(732,000)		557,143	(612,000)				337,130	N/A	0001
TO BUY USD SELL EUR - SL4Q3Q6F	Bond Hedge - EUR - 48021PA*9	D PART 1	Currency	JPMO 7H6GLXDRUGUF57RNE97	06/27/2017	06/27/2027		22,530,000	1.1265			231,837	712,000		1,310,682	(408,000)				225,146	N/A	0001
TO BUY USD SELL GBP - SLY00CB8	Bond Hedge - GBP - G6462*AC5	D PART 1	Currency	JPMO 7H6GLXDRUGUF57RNE97	11/28/2018	11/28/2033		19,746,000	1.3164			166,616	691,500		3,877,593	(930,000)				318,730	N/A	0001
TO BUY USD SELL EUR - SL4W6F1F	Bond Hedge - EUR - 786455B#1	D PART 1	Currency	JPMO 7H6GLXDRUGUF57RNE97	10/29/2019	10/29/2026		19,882,800	1.1046			211,561	246,600		766,034	(367,200)				181,529	N/A	0001
TO BUY USD SELL GBP - SL54555R	Bond Hedge - GBP - 756109A*5	D PART 1	Currency	JPMO 7H6GLXDRUGUF57RNE97	05/20/2019	05/22/2034		29,890,800	1.2996			198,240	673,900		4,873,839	(1,426,000)				493,456	N/A	0001
TO BUY USD SELL EUR - SL1T4QGP	Bond Hedge - EUR - L0175#AE2	D PART 1	Currency	JPMO 7H6GLXDRUGUF57RNE97	10/29/2019	09/30/2031		9,850,500	1.0945			206,003	32,400		726,181	(183,600)				141,532	N/A	0001
TO BUY USD SELL AUD - SL4F5156	Bond Hedge - AUD - G5011#AB0	D PART 1	Currency	JPMO 7H6GLXDRUGUF57RNE97	08/10/2017	08/11/2027		22,644,000	0.7548			(44,004)	2,652,000		2,153,530	447,000				229,750	N/A	0001
TO BUY USD SELL EUR - SLGROCXD	Bond Hedge - EUR - N7660#AZ0	D PART 1	Currency	JPMO 7H6GLXDRUGUF57RNE97	06/08/2022	06/08/2034		37,373,000	1.0678			271,995	(808,500)		360,969	(714,000)				618,293	N/A	0001
TO BUY USD SELL AUD - SL334PWO	Bond Hedge - AUD - G3973*AA7	D PART 1	Currency	JPMO 7H6GLXDRUGUF57RNE97	06/24/2019	07/01/2024		24,237,500	0.6925			58,490	913,500		817,912	521,500				121,519	N/A	0001
TO BUY USD SELL EUR - SLZ2E0TY	Bond Hedge - EUR - F9731#AK3	D PART 1	Currency	JPMO 7H6GLXDRUGUF57RNE97	02/15/2022	11/30/2036		13,974,600	1.1646			126,121	883,800		1,835,034	(244,800)				256,065	N/A	0001
TO BUY USD SELL EUR - SLP290G	Bond Hedge - EUR - B7000*AD5	D PART 1	Currency	JPMO 7H6GLXDRUGUF57RNE97	06/23/2021	06/23/2036		19,050,400	1.1907			209,817	1,596,000		3,556,163	(326,400)				343,327	N/A	0001
TO BUY USD SELL EUR - SLP290D	Bond Hedge - EUR - B7000*AA1	D PART 1	Currency	JPMO 7H6GLXDRUGUF57RNE97	04/27/2021	04/27/2031		5,953,250	1.1907			61,540	498,750		809,111	(102,000)				83,293	N/A	0001
TO BUY USD SELL EUR - SLOE12JY	Bond Hedge - EUR - G7605#AA1	D PART 2	Currency	BARC G5GSEF7VJP5170UK5573	10/17/2017	10/18/2032		4,331,273	1.1911			45,620	364,364		489,644	(29,091)				66,077	N/A	0001
TO BUY USD SELL GBP - SL214PJ1	Bond Hedge - GBP - G2616@AA1	D PART 3	Currency	BANK OF AMERICA CU00019DJT3UX1J1ZJ14WX	07/27/2022	07/27/2027		8,403,500	1.2005			19,379	(488,600)		2,734	(434,000)				84,837	N/A	0001
TO BUY USD SELL GBP - SL4Q5YC5	Bond Hedge - GBP - B1000#AA0	D PART 4	Currency	BARC G5GSEF7VJP5170UK5573	03/03/2021	03/03/2028		23,324,000	1.3720			109,934	1,728,900		2,982,148	(1,054,000)				252,273	N/A	0001
TO BUY USD SELL GBP - SLK700TV	Bond Hedge - GBP - G1151#AA2	D PART 5	Currency	BARC G5GSEF7VJP5170UK5573	02/17/2021	02/17/2028		17,205,500	1.3235			54,760	691,600		1,513,576	(806,000)				185,276	N/A	0001
TO BUY USD SELL EUR - SL33546M	Bond Hedge - EUR - D5472#AJ9	D PART 6	Currency	JPMO 7H6GLXDRUGUF57RNE97	01/28/2021	01/28/2026		17,503,500	1.1669			105,451	1,140,000		992,753	(306,000)				140,671	N/A	0001

EO6.4

STATEMENT AS OF JUNE 30, 2023 OF THE GUARDIAN LIFE INSURANCE COMPANY OF AMERICA

SCHEDULE DB - PART A - SECTION 1

Showing all Options, Caps, Floors, Collars, Swaps and Forwards Open as of Current Statement Date

1	2	3	4	5	6	7	8	9	10	11	12	13	14	15	16	17	18	19	20	21	22	23						
Description	Description of Item(s) Hedged, Used for Income Generation or Replicated	Schedule/ Exhibit Identifier	Type(s) of Risk(s) (a)	Exchange, Counterparty or Central Clearinghouse	Trade Date	Date of Maturity or Expiration	Number of Contracts	Notional Amount	Strike Price, Rate or Index Received (Paid)	Cumulative Prior Year(s) Initial Cost of Un-discounted Premium (Received) Paid	Current Year Initial Cost of Un-discounted Premium (Received) Paid	Current Year Income	Book/ Adjusted Carrying Value	Code	Fair Value	Unrealized Valuation Increase/ (Decrease)	Total Foreign Exchange Change in B./A.C.V.	Current Year's (Amortization)/ Accretion	Adjustment to Carrying Value of Hedged Item	Potential Exposure	Credit Quality of Reference Entity	Hedge Effectiveness at Inception and at Quarter-end (b)						
1039999999	Subtotal - Swaps - Hedging Effective Excluding Variable Annuity Guarantees Under SSAP No.108 - Other											14,388,864	92,991,636	XXX	184,976,481	(44,095,765)						30,596,046	XXX	XXX				
1049999999	Subtotal - Swaps - Hedging Effective Excluding Variable Annuity Guarantees Under SSAP No.108											14,388,864	92,991,636	XXX	184,976,481	(44,095,765)							30,596,046	XXX	XXX			
1109999999	Subtotal - Swaps - Hedging Effective Variable Annuity Guarantees Under SSAP No.108													XXX										XXX	XXX			
1169999999	Subtotal - Swaps - Hedging Other													XXX										XXX	XXX			
1229999999	Subtotal - Swaps - Replication													XXX										XXX	XXX			
1289999999	Subtotal - Swaps - Income Generation													XXX										XXX	XXX			
1349999999	Subtotal - Swaps - Other													XXX										XXX	XXX			
1359999999	Total Swaps - Interest Rate													XXX											XXX	XXX		
1369999999	Total Swaps - Credit Default													XXX												XXX	XXX	
1379999999	Total Swaps - Foreign Exchange													XXX												XXX	XXX	
1389999999	Total Swaps - Total Return													XXX													XXX	XXX
1399999999	Total Swaps - Other											14,388,864	92,991,636	XXX	184,976,481	(44,095,765)						30,596,046	XXX	XXX				
1409999999	Total Swaps											14,388,864	92,991,636	XXX	184,976,481	(44,095,765)						30,596,046	XXX	XXX				
1479999999	Subtotal - Forwards													XXX											XXX	XXX		
1509999999	Subtotal - SSAP No. 108 Adjustments													XXX												XXX	XXX	
1689999999	Subtotal - Hedging Effective Excluding Variable Annuity Guarantees Under SSAP No.108											4,159,062	5,146,761	14,388,864	106,768,495	XXX	198,753,340	(39,624,729)					31,556,141	XXX	XXX			
1699999999	Subtotal - Hedging Effective Variable Annuity Guarantees Under SSAP No.108															XXX										XXX	XXX	
1709999999	Subtotal - Hedging Other															XXX										XXX	XXX	
1719999999	Subtotal - Replication															XXX										XXX	XXX	
1729999999	Subtotal - Income Generation															XXX											XXX	XXX
1739999999	Subtotal - Other															XXX											XXX	XXX
1749999999	Subtotal - Adjustments for SSAP No. 108 Derivatives															XXX											XXX	XXX
1759999999	Totals											4,159,062	5,146,761	14,388,864	106,768,495	XXX	198,753,340	(39,624,729)						31,556,141	XXX	XXX		

(a)	Code	Description of Hedged Risk(s)
(b)	Code	Financial or Economic Impact of the Hedge at the End of the Reporting Period
	0001	HEDGE CURRENCY RISK OF PRIVATE PLACEMENT BONDS
	0002	DIVIDEND LIABILITY

STATEMENT AS OF JUNE 30, 2023 OF THE GUARDIAN LIFE INSURANCE COMPANY OF AMERICA

SCHEDULE DB - PART B - SECTION 1

Futures Contracts Open as of the Current Statement Date

1	2	3	4	5	6	7	8	9	10	11	12	13	14	Highly Effective Hedges			18	19	20	21	22
														15	16	17					
Ticker Symbol	Number of Contracts	Notional Amount	Description	Description of Item(s) Hedged, Used for Income Generation or Replicated	Schedule/ Exhibit Identifier	Type(s) of Risk(s) (a)	Date of Maturity or Expiration	Exchange	Trade Date	Transaction Price	Reporting Date Price	Fair Value	Book/ Adjusted Carrying Value	Cumulative Variation Margin	Deferred Variation Margin	Change in Variation Margin Gain (Loss) Used to Adjust Basis of Hedged Item	Cumulative Variation Margin for All Other Hedges	Change in Variation Margin Gain (Loss) Recognized in Current Year	Potential Exposure	Hedge Effectiveness at Inception and at Quarter-end (b)	Value of One (1) Point
ESU3	693	155,517,863	SEP 2023 S&P EMINI FUTURES	COMPANY PLAN HEDGE	LIABILITIES	Equity/Index	09/15/2023	CME	LCZ7XYGSLJUHFXNXD90	06/13/2023	4,388.1900	4,488.2500	1,819,125			3,467,233	3,467,233		7,761,600	98/98	50
FAU3	141	37,281,810	SEP 2023 S&P MID 400 MINI FUTURES	COMPANY PLAN HEDGE	LIABILITIES	Equity/Index	09/15/2023	CME	LCZ7XYGSLJUHFXNXD90	06/13/2023	2,581.3000	2,644.1000	232,650			885,480	885,480		2,030,400	100/100	100
RTYU3	384	36,551,040	SEP 2023 RUSSELL 2000 EMINI FUTURES	COMPANY PLAN HEDGE	LIABILITIES	Equity/Index	09/15/2023	CME	LCZ7XYGSLJUHFXNXD90	06/13/2023	1,895.1000	1,903.7000	107,520			165,120	165,120		2,380,800	100/100	50
MFSU3	386	19,257,470	SEP 2023 MINI MSCI EAFE INDEX FUTURES	COMPANY PLAN HEDGE	LIABILITIES	Equity/Index	09/15/2023	ICE	T330E4AS4QXXS2T7X50	06/13/2023	1,019.3000	997.9000	146,680			(413,020)	(413,020)		1,199,848	99/99	50
MESU3	332	35,781,300	EMRG MKT FUTURES	COMPANY PLAN HEDGE	LIABILITIES	Equity/Index	09/15/2023	ICE	T330E4AS4QXXS2T7X50	06/13/2023	2,167.6000	2,155.5000	419,980			(200,860)	(200,860)		711,398	97/97	50
1519999999. Subtotal - Long Futures - Hedging Effective Excluding Variable Annuity Guarantees Under SSAP No.108												2,725,955		3,903,953	3,903,953		14,084,046	XXX	XXX		
1579999999. Subtotal - Long Futures												2,725,955		3,903,953	3,903,953		14,084,046	XXX	XXX		
TYU3	98	11,002,031	US 10YR NOTE FUTURES	FUNDING AGREEMENT	SCH D1	Interest Rate	09/20/2023	CBT	LCZ7XYGSLJUHFXNXD88	06/21/2023	112.9500	112.9500	(13,781)	(67,051)	(67,051)				205,800	0002	1,000
FVU3	519	55,581,656	US 5YR NOTE FUTURES	FUNDING AGREEMENT	SCH D1	Interest Rate	09/29/2023	CBT	LCZ7XYGSLJUHFXNXD88	06/13/2023	107.7900	107.0900		(362,030)	(362,030)				726,600	0002	1,000
1589999999. Subtotal - Short Futures - Hedging Effective Excluding Variable Annuity Guarantees Under SSAP No.108												(13,781)	(429,080)	(429,080)		932,400	XXX	XXX			
1649999999. Subtotal - Short Futures												(13,781)	(429,080)	(429,080)		932,400	XXX	XXX			
1679999999. Subtotal - SSAP No. 108 Adjustments																	XXX	XXX			
1689999999. Subtotal - Hedging Effective Excluding Variable Annuity Guarantees Under SSAP No.108												2,712,174	(429,080)	3,474,872	3,903,953		15,016,446	XXX	XXX		
1699999999. Subtotal - Hedging Effective Variable Annuity Guarantees Under SSAP No.108																	XXX	XXX			
1709999999. Subtotal - Hedging Other																	XXX	XXX			
1719999999. Subtotal - Replication																	XXX	XXX			
1729999999. Subtotal - Income Generation																	XXX	XXX			
1739999999. Subtotal - Other																	XXX	XXX			
1749999999. Subtotal - Adjustments for SSAP No. 108 Derivatives																	XXX	XXX			
1759999999 - Totals												2,712,174	(429,080)	3,474,872	3,903,953		15,016,446	XXX	XXX		

Broker Name	Beginning Cash Balance	Cumulative Cash Change	Ending Cash Balance
Goldman Sachs	5,664,363	6,701,353	12,365,716
JPMorgan Securities	15,899,888	118,651	16,018,539
Total Net Cash Deposits	21,564,251	6,820,004	28,384,255

(a) Code	Description of Hedged Risk(s)

(b) Code	Financial or Economic Impact of the Hedge at the End of the Reporting Period
0001	Hedge equity market risk
0002	Hedge interest rate risk

E07

STATEMENT AS OF JUNE 30, 2023 OF THE GUARDIAN LIFE INSURANCE COMPANY OF AMERICA

SCHEDULE DB - PART D - SECTION 1

Counterparty Exposure for Derivative Instruments Open as of Current Statement Date

1 Description of Exchange, Counterparty or Central Clearinghouse	2 Master Agreement (Y or N)	3 Credit Support Annex (Y or N)	Counterparty Offset		Book/Adjusted Carrying Value			Fair Value			12 Potential Exposure	13 Off-Balance Sheet Exposure
			4 Fair Value of Acceptable Collateral	5 Present Value of Financing Premium	6 Contracts With Book/Adjusted Carrying Value >0	7 Contracts With Book/Adjusted Carrying Value <0	8 Exposure Net of Collateral	9 Contracts With Fair Value >0	10 Contracts With Fair Value <0	11 Exposure Net of Collateral		
0199999999 - Aggregate Sum of Exchange Traded Derivatives	XXX	XXX	XXX		28,384,255		28,384,255	2,725,955	(13,781)	2,725,955	15,016,446	15,016,446
Bank of America CU000190JT3UX1J1ZJ14W0 774	Y	Y	38,010,000		36,924,467	(13,915,002)		48,212,798	(15,586,486)		9,232,161	
Barclays 65GSEF7VJF5170UK5573	Y	Y	98,840,000		43,256,067	(2,083,692)		92,979,515	(2,159,329)		12,331,874	
Goldman Sachs LCZ7XYGSLJHFXNDX90	Y	Y	13,130,000		13,776,859	(429,080)	217,779	13,776,859		646,859	960,095	531,015
JPMorgan Chase Bank 7H6GLXDRLUGGFU57RNE97	Y	Y	66,960,000		32,449,744	(3,639,949)		62,360,731	(830,748)		9,032,012	
0299999999. Total NAIC 1 Designation			216,940,000		126,407,137	(20,067,723)	217,779	217,329,903	(18,576,562)	646,859	31,556,141	531,015
0899999999. Aggregate Sum of Central Clearinghouses (Excluding Exchange Traded)												
0999999999 - Gross Totals			216,940,000		154,791,392	(20,067,723)	28,602,034	220,055,858	(18,590,343)	3,372,814	46,572,587	15,547,461
1. Offset per SSAP No. 64					28,384,255							
2. Net after right of offset per SSAP No. 64					126,407,137	(20,067,723)						

STATEMENT AS OF JUNE 30, 2023 OF THE GUARDIAN LIFE INSURANCE COMPANY OF AMERICA

SCHEDULE DB - PART D - SECTION 2

Collateral for Derivative Instruments Open as of Current Statement Date

Collateral Pledged by Reporting Entity

1 Exchange, Counterparty or Central Clearinghouse	2 Type of Asset Pledged	3 CUSIP Identification	4 Description	5 Fair Value	6 Par Value	7 Book/Adjusted Carrying Value	8 Maturity Date	9 Type of Margin (I, V or IV)
GOLDMAN SACHS & CO	Treasury	FOR8UP27PHTHYVLBN30 ..	US TREASURY	12,796,367	13,000,000	12,954,140	01/31/2025	I
JPMorgan Chase Bank	Treasury	7H6GLXDRUGGFU57PNE97 ..	US TREASURY	15,749,375	16,000,000	15,943,557	01/31/2025	I
0199999999 - Total				28,545,742	29,000,000	28,897,697	XXX	XXX

Collateral Pledged to Reporting Entity

1 Exchange, Counterparty or Central Clearinghouse	2 Type of Asset Pledged	3 CUSIP Identification	4 Description	5 Fair Value	6 Par Value	7 Book/Adjusted Carrying Value	8 Maturity Date	9 Type of Margin (I, V or IV)
NONE								
0299999999 - Total						XXX	XXX	XXX

E09

Schedule DB - Part E - Derivatives Hedging Variable Annuity Guarantees

N O N E

SCHEDULE DL - PART 1
SECURITIES LENDING COLLATERAL ASSETS

Reinvested Collateral Assets Owned Current Statement Date

(Securities lending collateral assets reported in aggregate on Line 10 of the Assets page and not included on Schedules A, B, BA, D, DB and E)

1 CUSIP Identification	2 Description	3 Code	4 NAIC Designation, NAIC Designation Modifier and SVO Administrative Symbol	5 Fair Value	6 Book/Adjusted Carrying Value	7 Maturity Date
4409999999	Total - Preferred Stocks (Schedule D, Part 2, Section 1 type) - Parent, Subsidiaries and Affiliates					XXX
4509999999	Total - Preferred Stocks (Schedule D, Part 2, Section 1 type)					XXX
5109999999	Total - Common Stocks (Schedule D, Part 2, Section 2 type) - Industrial and Miscellaneous (Unaffiliated)					XXX
5409999999	Total - Common Stocks (Schedule D, Part 2, Section 2 type) - Mutual Funds					XXX
5609999999	Total - Common Stocks (Schedule D, Part 2, Section 2 type) - Unit Investment Trusts					XXX
5809999999	Total - Common Stocks (Schedule D, Part 2, Section 2 type) - Closed-End Funds					XXX
5979999999	Total - Common Stocks (Schedule D, Part 2, Section 2 type) - Parent, Subsidiaries and Affiliates					XXX
5989999999	Total - Common Stocks (Schedule D, Part 2, Section 2 type)					XXX
5999999999	Total - Preferred and Common Stocks					XXX
BANKOF-AM-9	BANK OF AMERICA N.A.	LS	1.E	10,000,000	10,000,000	07/03/2023
BOFATS-EC-5	BOFA SECURITIES, INC	LS	1.E	14,456,847	14,456,847	07/03/2023
316175-10-8	FIGXX FID INST GOVT LEX	LS	1.A	15,000,000	15,000,000	07/03/2023
38141W-27-3	Goldman Sachs Fin Square Govt Fd	LS	1.A	15,000,000	15,000,000	07/03/2023
825252-88-5	INVESCO GOVT AND AGCY LEX	LS	1.A	15,000,000	15,000,000	07/03/2023
NATIVES-TM-7	NATWEST MARKETS SECURITIES INC	LS	2.A	80,000,000	80,000,000	07/03/2023
NOMURA-SE-2	NOMURA SECURITIES	LS	1.A	57,000,000	57,000,000	07/03/2023
PERSHI-NG-6	PERSHING LLC	LS	1.E	25,000,000	25,000,000	07/03/2023
RBCCAP-IT-0	RBC CAPITAL MKS	LS	1.C	50,000,000	50,000,000	07/03/2023
TDPRIM-ES-2	TD PRIME SVCS	LS	1.A	75,000,000	75,000,000	07/03/2023
BOFASE-CU-9	BOFA SECURITIES, INC	LS	1.E	100,000,000	100,000,000	08/04/2023
CITIGR-OU-0	CITIGROUP GLOBAL MARKETS INC	LS	1.E	50,000,000	50,000,000	08/31/2023
DEUTSC-HE-6	DEUTSCHE BANK SECURITIES INC	LS	2.A	10,000,000	10,000,000	07/31/2023
INGFIN-AN-1	ING FINANCIAL MARKETS LLC RPEQ	LS	1.E	85,000,000	85,000,000	08/04/2023
ROYALB-AN-2	ROYAL BANK CANADA TORONTO	LS	1.C	100,000,000	100,000,000	08/04/2023
9709999999	Subtotal - Cash Equivalents (Schedule E Part 2 type)			701,456,847	701,456,847	XXX
9999999999	Totals			765,750,351	771,011,780	XXX

General Interrogatories:

- Total activity for the year Fair Value \$765,750,351 Book/Adjusted Carrying Value \$771,011,780
- Average balance for the year Fair Value \$718,466,816 Book/Adjusted Carrying Value \$723,503,214
- Reinvested securities lending collateral assets book/adjusted carrying value included in this schedule by NAIC designation:
 NAIC 1 \$681,011,780 NAIC 2 \$90,000,000 NAIC 3 \$ NAIC 4 \$ NAIC 5 \$ NAIC 6 \$

**SCHEDULE DL - PART 2
SECURITIES LENDING COLLATERAL ASSETS**

Reinvested Collateral Assets Owned Current Statement Date

(Securities lending collateral assets included on Schedules A, B, BA, D, DB and E and not reported in aggregate on Line 10 of the Assets page)

1	2	3	4	5	6	7
CUSIP Identification	Description	Code	NAIC Designation, NAIC Designation Modifier and SVO Administrative Symbol	Fair Value	Book/Adjusted Carrying Value	Maturity Date
NONE						
999999999 - Totals						XXX

General Interrogatories:

- | | | |
|---------------------------------|---------------------|---------------------------------------|
| 1. Total activity for the year | Fair Value \$ | Book/Adjusted Carrying Value \$ |
| 2. Average balance for the year | Fair Value \$ | Book/Adjusted Carrying Value \$ |

STATEMENT AS OF JUNE 30, 2023 OF THE GUARDIAN LIFE INSURANCE COMPANY OF AMERICA

SCHEDULE E - PART 1 - CASH

Month End Depository Balances

1 Depository	2 Code	3 Rate of Interest	4 Amount of Interest Received During Current Quarter	5 Amount of Interest Accrued at Current Statement Date	Book Balance at End of Each Month During Current Quarter			9 *
					6 First Month	7 Second Month	8 Third Month	
JP Morgan Chase New York, NY		4.480	176,854		27,491,776	48,008,790	123,575,024	.XXX.
Bank of America New York, NY					(127,804,792)	(125,113,490)	(129,106,959)	.XXX.
PNC Pittsburgh, PA		2.780	29,473		18,773,861	18,388,853	25,063,373	.XXX.
Wells Fargo San Francisco, CA					(2,056,575)	(1,592,496)	(1,241,962)	.XXX.
Bank of NY Mellon Pittsburgh, PA					700,148	262,738	(103,175)	.XXX.
Cash Other					25,237	376,148	405,200	.XXX.
0199998. Deposits in ... depositories that do not exceed the allowable limit in any one depository (See instructions) - Open Depositories	XXX	XXX						XXX
0199999. Totals - Open Depositories	XXX	XXX	206,327		(82,870,346)	(59,669,456)	18,591,500	XXX
0299998. Deposits in ... depositories that do not exceed the allowable limit in any one depository (See instructions) - Suspended Depositories	XXX	XXX						XXX
0299999. Totals - Suspended Depositories	XXX	XXX						XXX
0399999. Total Cash on Deposit	XXX	XXX	206,327		(82,870,346)	(59,669,456)	18,591,500	XXX
0499999. Cash in Company's Office	XXX	XXX	XXX	XXX				XXX
.....								
.....								
.....								
.....								
.....								
0599999. Total - Cash	XXX	XXX	206,327		(82,870,346)	(59,669,456)	18,591,500	XXX

STATEMENT AS OF JUNE 30, 2023 OF THE GUARDIAN LIFE INSURANCE COMPANY OF AMERICA

SCHEDULE E - PART 2 - CASH EQUIVALENTS

Show Investments Owned End of Current Quarter

1	2	3	4	5	6	7	8	9
CUSIP	Description	Code	Date Acquired	Rate of Interest	Maturity Date	Book/Adjusted Carrying Value	Amount of Interest Due and Accrued	Amount Received During Year
0109999999	Total - U.S. Government Bonds							
0309999999	Total - All Other Government Bonds							
0509999999	Total - U.S. States, Territories and Possessions Bonds							
0709999999	Total - U.S. Political Subdivisions Bonds							
0909999999	Total - U.S. Special Revenues Bonds							
	AIR PRODUCTS & CHEMICALS INDUSTRIAL		05/19/2023	5.090	07/10/2023	49,935,127		302,379
	APPLIED MATERIALS INC INDUSTRIAL		05/09/2023	5.090	07/11/2023	76,889,375		575,252
	ARIZONA PUBLIC SERVICE UTILITY - ELECTRIC		06/30/2023	5.170	07/03/2023	14,995,692		2,154
	AUTONATION INC INDUSTRIAL		06/30/2023	5.650	07/03/2023	2,499,215		392
	AUTONATION INC INDUSTRIAL		06/30/2023	5.650	07/03/2023	19,993,722		3,139
	AUTONATION INC INDUSTRIAL		06/30/2023	5.650	07/03/2023	16,994,664		2,698
	AUTONATION INC INDUSTRIAL		06/30/2023	5.650	07/03/2023	499,843		78
	AUTONATION INC INDUSTRIAL		06/30/2023	5.650	07/03/2023	9,993,722		1,569
	AVERY DENNISON CORP INDUSTRIAL		06/30/2023	5.150	07/03/2023	15,495,565		2,217
	AVIATION CAPITAL GROUP FINANCIAL		06/30/2023	5.710	07/03/2023	14,995,242		2,379
	AVIATION CAPITAL GROUP FINANCIAL		06/30/2023	5.710	07/03/2023	34,988,897		5,551
	COCA-COLA CO INDUSTRIAL		05/16/2023	5.060	08/10/2023	7,955,103		51,805
	CUMMINS INC INDUSTRIAL		05/23/2023	5.150	07/05/2023	14,741,359		82,092
	CUMMINS INC INDUSTRIAL		05/23/2023	5.160	07/05/2023	29,482,684		164,502
	CUMMINS INC INDUSTRIAL		05/23/2023	5.150	07/06/2023	12,490,851		69,532
	CUMMINS INC INDUSTRIAL		06/13/2023	5.210	07/27/2023	47,321,268		127,356
	CUMMINS INC INDUSTRIAL		06/13/2023	5.210	07/27/2023	9,962,372		26,050
	JOHN DEERE CAPITAL CORP FINANCIAL		05/15/2023	5.110	08/03/2023	24,883,533		167,422
	JOHN DEERE CAPITAL CORP FINANCIAL		05/12/2023	5.110	08/07/2023	14,821,546		106,784
	JOHN DEERE CAPITAL CORP FINANCIAL		05/24/2023	5.200	08/07/2023	1,715,784		9,472
	JOHN DEERE CAPITAL CORP FINANCIAL		05/12/2023	5.110	08/09/2023	49,724,106		355,758
	JOHN DEERE CAPITAL CORP FINANCIAL		05/17/2023	5.120	08/10/2023	24,857,951		156,618
	JOHN DEERE CAPITAL CORP FINANCIAL		05/22/2023	5.160	08/14/2023	11,054,761		63,706
	ENERGY TRANSFER LP GAS TRANSMISSION		06/30/2023	5.750	07/05/2023	34,477,958		5,510
	ENERGY TRANSFER LP GAS TRANSMISSION		06/30/2023	5.750	07/05/2023	2,498,403		399
	ENTERPRISE PRODUCTS OPER INDUSTRIAL		06/30/2023	5.200	07/03/2023	19,994,222		2,889
	ENTERPRISE PRODUCTS OPER INDUSTRIAL		06/30/2023	5.200	07/03/2023	18,494,656		2,672
	ENTERPRISE PRODUCTS OPER INDUSTRIAL		06/30/2023	5.200	07/03/2023	6,498,122		939
	GENERAL MOTORS FINL CO FINANCIAL		06/30/2023	5.350	07/05/2023	30,981,572		4,607
	GENERAL MOTORS FINL CO FINANCIAL		06/30/2023	5.350	07/05/2023	7,495,542		1,115
	GENERAL MOTORS FINL CO FINANCIAL		06/30/2023	5.350	07/05/2023	9,994,056		1,486
	GENERAL MOTORS FINL CO FINANCIAL		06/30/2023	5.350	07/05/2023	1,499,108		223
	HERSHEY COMPANY INDUSTRIAL		06/16/2023	5.100	07/10/2023	34,955,375		74,375
	INTL PAPER CO INDUSTRIAL		06/29/2023	5.200	07/03/2023	34,989,889		10,111
	MERCEDES-BENZ FIN NA FINANCIAL		06/16/2023	5.160	07/07/2023	49,957,000		107,500
	MERCEDES-BENZ FIN NA FINANCIAL		05/24/2023	5.180	07/24/2023	14,949,531		81,189
	MERCEDES-BENZ FIN NA FINANCIAL		05/24/2023	5.180	07/24/2023	7,474,765		40,595
	MERCEDES-BENZ FIN NA FINANCIAL		05/24/2023	5.180	07/24/2023	2,491,588		13,532
	MERCEDES-BENZ FIN NA FINANCIAL		06/12/2023	5.240	08/14/2023	5,961,841		16,861
	MERCEDES-BENZ FIN NA FINANCIAL		05/23/2023	5.210	08/21/2023	67,794,412		374,135
	MERCEDES-BENZ FIN NA FINANCIAL		05/24/2023	5.210	08/24/2023	24,803,982		136,843
	METLIFE SHORT TERM FUND SPECIAL PURPOSE		05/17/2023	5.100	08/17/2023	24,833,381		152,131
	NSTAR ELECTRIC COMPANY UTILITY - ELECTRIC		06/06/2023	5.200	07/17/2023	26,937,600		97,500
	NSTAR ELECTRIC COMPANY UTILITY - ELECTRIC		06/06/2023	5.200	07/17/2023	2,993,067		10,833
	OVINTIV INC INDUSTRIAL		06/30/2023	5.850	07/05/2023	39,974,000		6,500
	PEPSICO INC INDUSTRIAL		05/10/2023	5.050	08/01/2023	24,892,194		183,270
	ROCHE HOLDINGS INC INDUSTRIAL		05/10/2023	5.060	07/12/2023	29,952,869		218,519
	TARGA RESOURCES CORP INDUSTRIAL		06/30/2023	5.750	07/05/2023	34,977,639		5,590
	TOYOTA MOTOR CREDIT CORP INDUSTRIAL		06/01/2023	5.270	08/30/2023	49,563,301		222,051
	UNILEVER CAPITAL CORP INDUSTRIAL		05/10/2023	5.080	07/24/2023	28,695,280		205,912
	UNILEVER CAPITAL CORP INDUSTRIAL		05/10/2023	5.080	07/25/2023	13,104,872		95,898

STATEMENT AS OF JUNE 30, 2023 OF THE GUARDIAN LIFE INSURANCE COMPANY OF AMERICA

SCHEDULE E - PART 2 - CASH EQUIVALENTS

Show Investments Owned End of Current Quarter

1 CUSIP	2 Description	3 Code	4 Date Acquired	5 Rate of Interest	6 Maturity Date	7 Book/Adjusted Carrying Value	8 Amount of Interest Due and Accrued	9 Amount Received During Year
	CANADIAN NATURAL RESOURC INDUSTRIAL		06/30/2023	5.700	07/05/2023	12,991,767		2,058
	UNILEVER FINANCE FINANCIAL		05/23/2023	5.160	07/05/2023	49,970,651		278,817
	UNILEVER FINANCE FINANCIAL		05/19/2023	5.150	07/06/2023	24,981,736		153,404
1019999999	Subtotal - Bonds - Industrial and Miscellaneous (Unaffiliated) - Issuer Obligations					1,245,572,761		4,786,699
1109999999	Total - Industrial and Miscellaneous (Unaffiliated) Bonds					1,245,572,761		4,786,699
1309999999	Total - Hybrid Securities							
	RS Credit Line	LS.....	06/30/2023		09/30/2023	72,300,000		
1419999999	Subtotal - Bonds - Parent, Subsidiaries and Affiliates - Issuer Obligations					72,300,000		
1509999999	Total - Parent, Subsidiaries and Affiliates Bonds					72,300,000		
1909999999	Subtotal - Unaffiliated Bank Loans							
2419999999	Total - Issuer Obligations					1,317,872,761		4,786,699
2429999999	Total - Residential Mortgage-Backed Securities							
2439999999	Total - Commercial Mortgage-Backed Securities							
2449999999	Total - Other Loan-Backed and Structured Securities							
2459999999	Total - SVO Identified Funds							
2469999999	Total - Affiliated Bank Loans							
2479999999	Total - Unaffiliated Bank Loans							
2509999999	Total Bonds					1,317,872,761		4,786,699
8609999999	Total Cash Equivalents					1,317,872,761		4,786,699