



Connect your Scanner-Scale to your Square Register or Square Stand (2nd Generation)

1. Scan the Enter Configuration label below




- Device should beep once
- Green LED on bonnet will flash

2. Scan the interface setting to RS232-SC below




- Device should beep three times
- Device will reset

3. Scan Enter configuration label below



- Device should beep once
- Green LED on bonnet will flash

4. Scan configuration label below



- Device will beep three times and reset

Save this document electronically as a PDF file and click [here](#) to return to the article [Connect a Scanner-Scale with Square for Retail](#) and complete setup instructions.