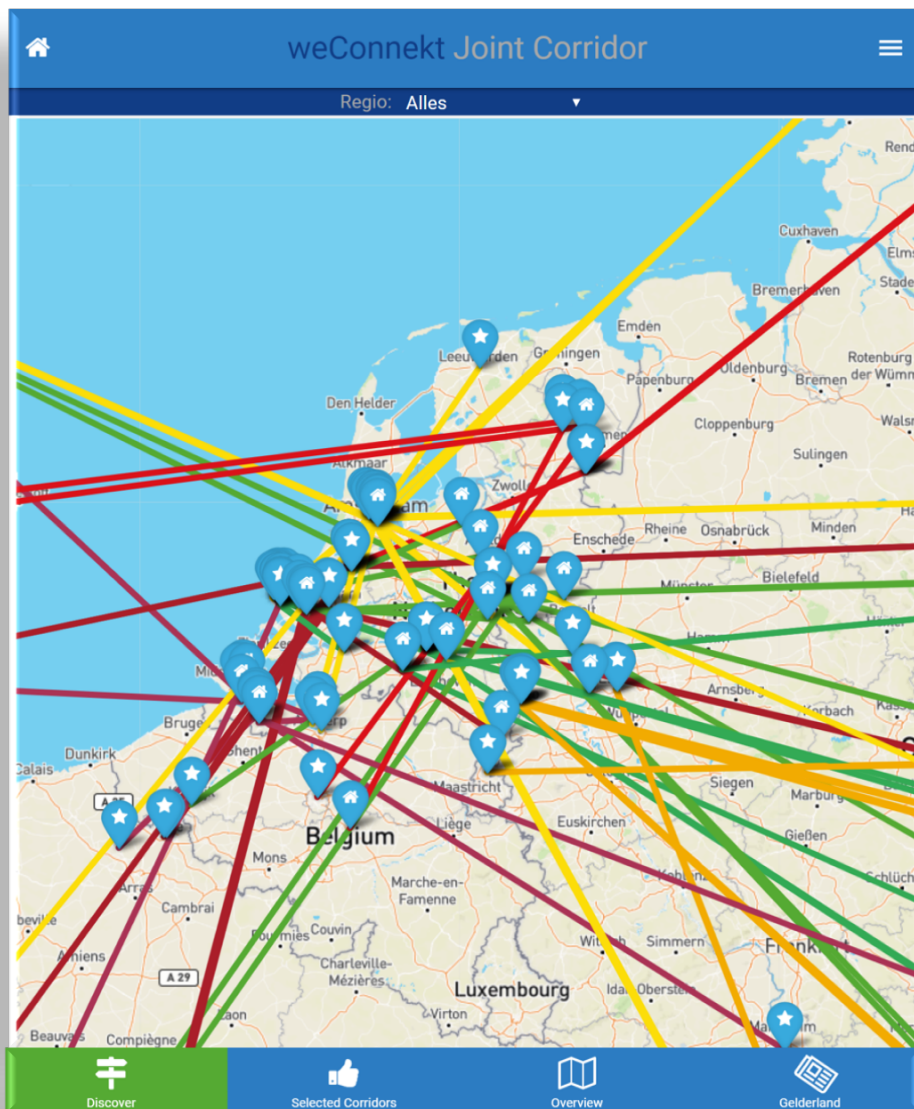


MANUAL FOR THE WECONNECT APP

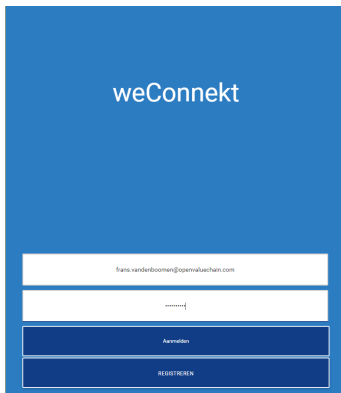


Joint Corridor Development for World-class Availability, Scalability, Sustainability and Mobility

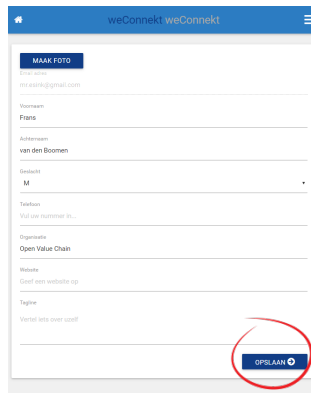
GO OFF-ROAD

GO TO [HTTPS://APP.WECONNECT.NL](https://app.weconnect.nl)

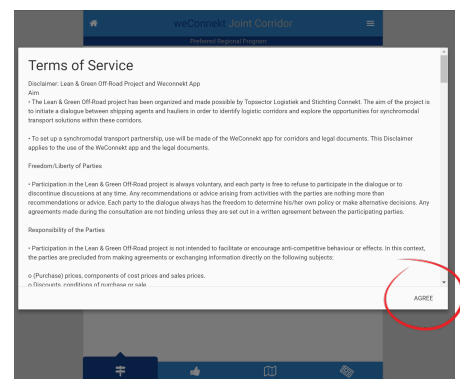
REGISTER




Register by entering and confirming your email address



Create a password and complete your profile

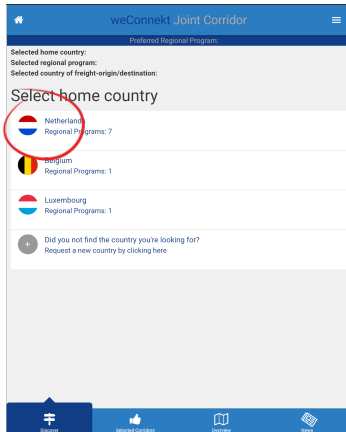


Read and accept the terms of service and let's go!

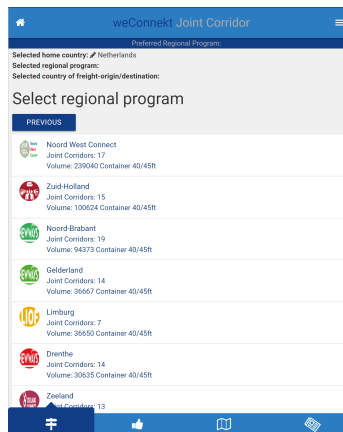
- Register by entering and confirming your email address
- You can change the language to Dutch or English by selecting the settings button
- The setting button can be found in the top right corner of your screen 
- When completing the profile, you can indicate whether you are a shipper, carrier or viewer.
 - Shippers are manufacturers or trading organisations that purchase transport and work with carriers and service providers to organize their transport. Any volumes shared by shippers will show up in the shipper volume indicator in the corridor information screen. Carriers can also add volume, either from their own customers or when they are acting as shippers themselves. Any volumes shared by carriers will show up in the carrier volume indicator in the corridor information screen.
 - Viewers have the same functionality as shippers and carriers, but they typically do not add volumes.
 - **Shared volumes are always anonymous and only visible to the relevant regional program manager and the Lean & Green Off-Road team.**
- The terms of service consist of the Lean & Green Off-Road playing rules and the Lean & Green Off-Road disclaimer.

DISCOVER

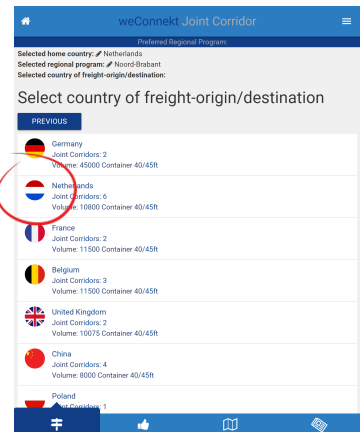
Goal: Explore corridors, show interest and add your volumes



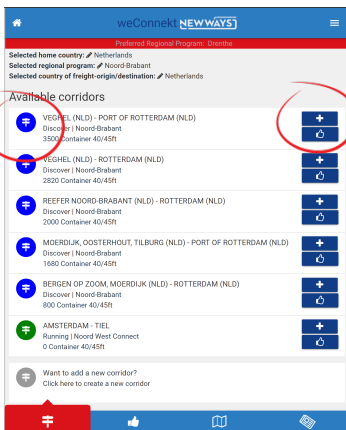
Select your home country



Select a regional program



Select a country of freight origin or destination



Select a corridor of your interest.

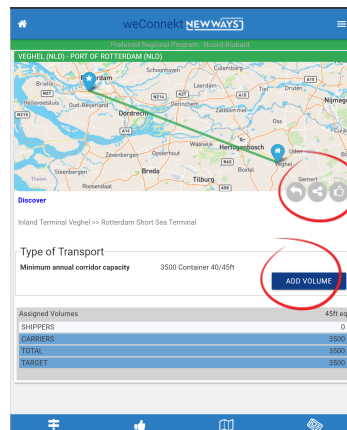
You can also directly like the corridor



or add volume



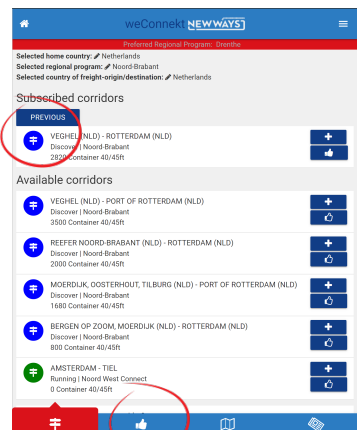
Volume is independent of direction, it is purely to get a first indication



You will find more information about the corridor and you can add your volume.

ADD VOLUME

You can also share the corridor via email, like the corridor or go back

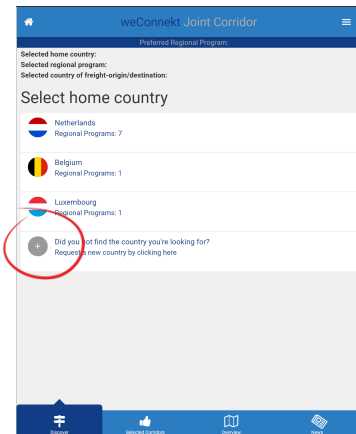


Once you added volume or liked a corridor, it will show up as 'Subscribed corridor' in your overview.

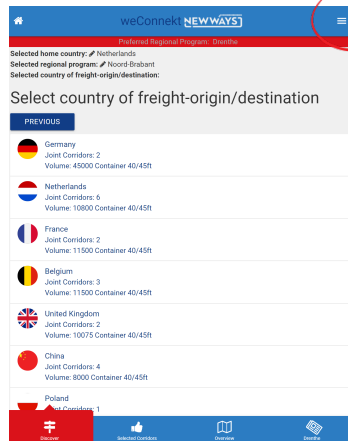
It will also be visible in your overview of 'Selected corridors'. You will be informed on any changes within your selected corridors

MANAGING CORRIDORS AND DESTINATIONS

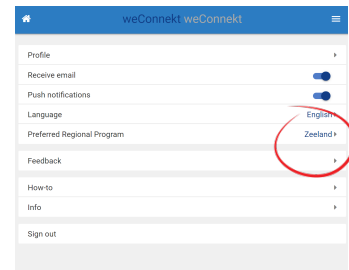
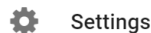
Goal: Follow the status of your corridors and request new destinations and corridors



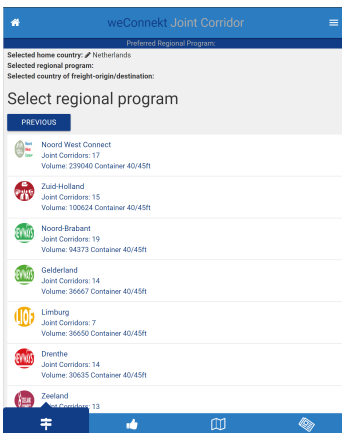
Whenever your home country is not listed, you can send a request. The Lean & Green Off-Road team will review this request



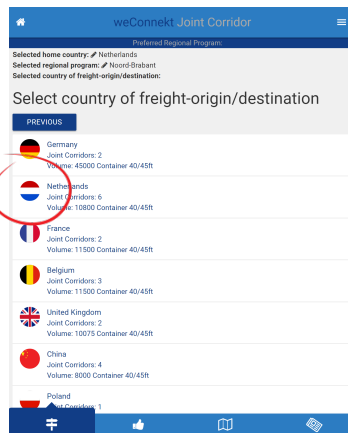
You can select your preferred regional program in the settings



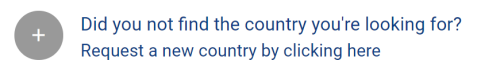
Select your preferred regional program will show a drop down menu. By selecting a regional program you will see more background information in the bottom right of your screen.



Having a preferred regional program does not limit the functionality. It will still allow you to browse other regions



Whenever you are missing a country or corridor you can request it. On the bottom of the list you can select this option



Selecting the option will lead you to a form

What region would you like to be added?

Dear applicant,

If your desired Joint Corridor is not available yet, you can request a new Joint Corridor by sending a message below containing the desired area of origin, area of destination and an estimation of your expected annual volume expressed in a number of full truck loads (FTL) or full container loads (FCL).

One of the regional program managers will contact you shortly to discuss the possibilities for a new Joint Corridor development. Your message will be treated confidentially.

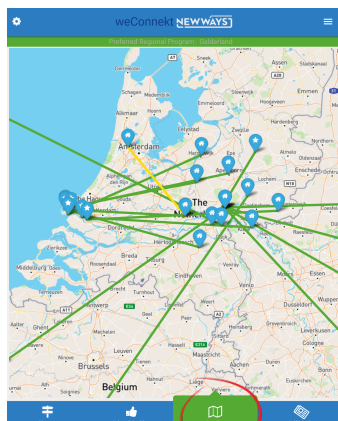
Region

Your volume from/to the region

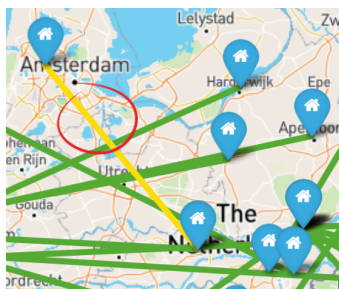
Further remarks

Submit

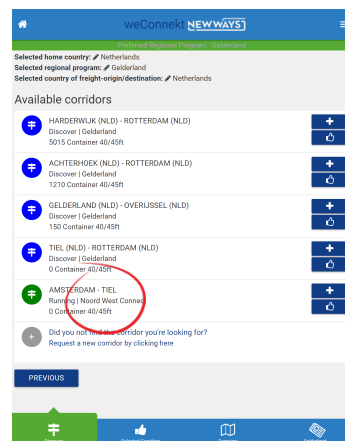
Enter your request in the form. The relevant regional program manager will contact you to discuss your proposal.



Selecting overview will give a graphical representation of all corridors of your preferred region



Whenever you see a different colour, this means a corridors from another region is relevant as well. Select the corridor for more information



Corridors have different colours based on their phase: Discover



Prototype



Run



USING THE WECONNEKT APP

The main functionality of the app:

- You can explore destinations and corridors and discover opportunities to go off-road
- You can request new destinations and corridors the expand the Off-Road network
- You can like corridors to show your interest and follow the status
- You can add volume to corridors to indicate the Off-Road potential
- You will receive notifications for your selected corridors:
 - Whenever volume is added
 - Whenever a target volume has been reached
 - Whenever the status has been changed
 - Discover: Corridor has been requested and more volume is required
 - Prototype: Participants are prototyping the corridor
 - Run: The corridor is operational
- You can keep up to date with the information from your preferred regional programme.

The regional programme managers will support you :

- Based on expressed interest of added volume they can invite you for a meeting
- Regional programme managers are responsible for adding destinations or corridors
- Regional programme managers will never share your information with other participants without your explicit consent.