

# Aptean Analytics for Aptean Intuitive ERP

## Seeing Your Business in Action

Intuitive Analytics is a highly visual, out-of-the box set of applications that deliver manufacturing metrics to accelerate analysis, decisions and actions. With rapid multi-dimensional and cross-functional analysis capabilities, Intuitive Analytics provides drill-down intelligence into key performance indicators (KPIs) and root causes through pre-built dashboards and reports.

This high degree of granularity equips manufacturers to identify variability patterns and prioritize improvement initiatives. Intuitive Analytics turns analysis into action and closes the loop between opportunity and shop floor execution. Armed with real-time, actionable information, operators, supervisors and executives can quickly and decisively improve service levels, reduce overtime and product costs, and unlock hidden capacity.

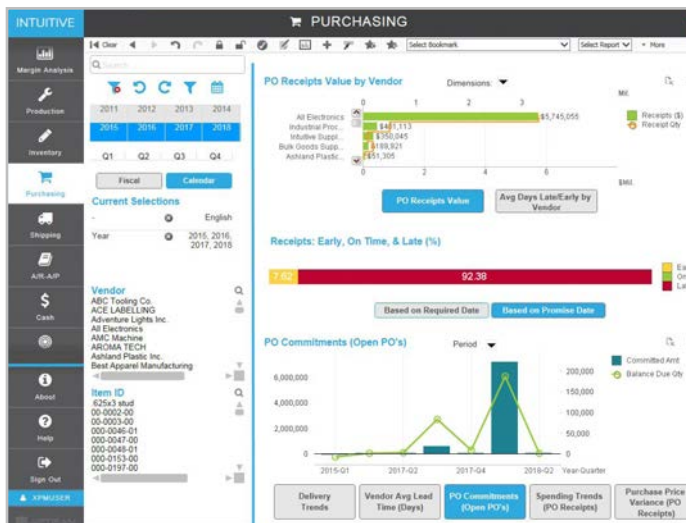
## How Analytics Works

It starts with a controlled and vetted data model that collects your data from the Intuitive ERP database. In seconds, the data is copied to Intuitive Analytics where it can be processed efficiently, without compromising system performance. Intuitive Analytics then harnesses the revolutionary power of the QlikView platform to quickly answer your questions.

Specify the characteristics that matter to you and watch as Intuitive Analytics instantly and automatically focuses on information that has these characteristics. Keep an eye on existing charts and other data presentation as they automatically change to reflect the change in focus, offering insights into the composition of the focused data set.



If you find a particular set of characteristics that should be watched regularly, prepare a bookmark to rapidly re-apply the filter, and/or prepare new charts to reveal the data in ways that are useful to you. As an end-user these changes don't affect other users of Intuitive Analytics. You can add, delete, copy, and move any of the presentation objects to suit yourself without affecting others.



## Additional Features

- **In-memory Analytical Processing** lets you analyze large data volumes on-the-fly.
- **Associative Data Model** builds non-linear data associations, which connects data more efficiently and provides faster access.
- **Prebuilt High-Value Reports** Specifically for the Intuitive ERP
- **Applications** are delivered in an easy to use dashboard format.
- **Flexibility to Create Custom Graphs** allows you to go beyond the basics in understanding your fields.
- **Flexibility to Extend the Data Model** means you can add more custom queries to the dataset and grow your data model to include any number of datasets.
- **Visual Interface** is provided using clickable charts and graphs

## User Driven

Users can create their own data visualizations with the confidence they are drawing on consistent, secure

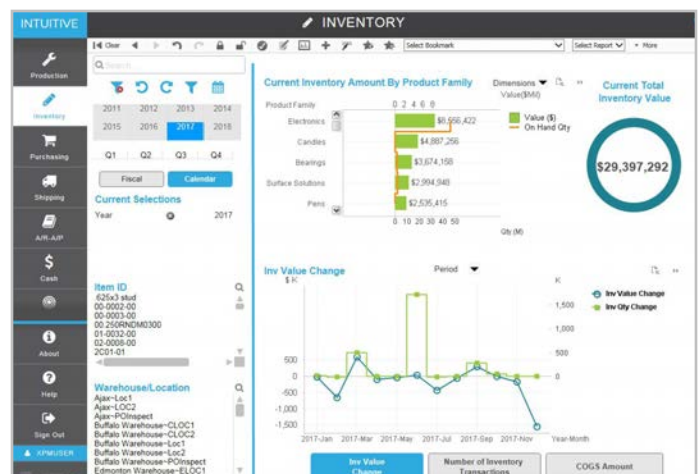
libraries and governed data. Intuitive Analytics is also collaborative. Users can share not only graphs, but also annotations and bookmarks. New graphs and views can be created among users working together for a common goal.

## More On Intuitive Analytics

Intuitive Analytics' associative in-memory technology brings fast results and better decision-making through a series of role-based pre-defined dashboards designed to help executives, managers, operations analysts, decision-makers and website owners do their jobs more effectively.

## Enterprise Resource Planning

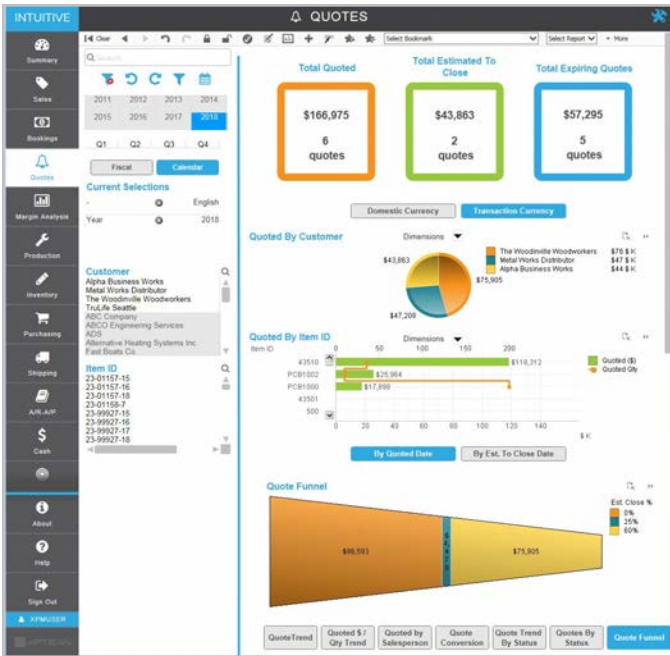
Intuitive is a solution for manufacturers building products for regulated industries, such as electronics, medical devices, and aviation who must comply with strong regulatory requirements such as component serial number traceability, product configuration, quality management, and engineering change management. Intuitive Analytics delivers the perfect combination of specialization, simplicity, and actionable data for companies that want true visibility into their operations.



## Powered by QlikView

Intuitive Analytics is powered by the industry-leading QlikView platform. With more than 30,000 customers across the globe, QlikView drives real decisions by providing actionable insight through a Business Discovery capability. Business Discovery enables users

to dig further into data associations from Intuitive ERP and any number of data sources.



## LEARN MORE

To learn more, contact your Account Manager or email us at [info@aptean.com](mailto:info@aptean.com).



Aptean provides very specific industries with very specific ERP, supply chain management, and customer experience solutions. In today's fast-paced, highly competitive economy, organizations don't have time to waste forcing homegrown software, spreadsheets, and one-size-fits-all solutions to do things they were never designed to do. Aptean is on a mission to end those workarounds – with industry-specific solutions instead of generic software, expert support instead of making you go it alone, and a steady influx of new ideas instead of the status quo. For more information, visit [www.aptean.com](http://www.aptean.com).