

## Patch OEE

# Unlock Real-Time Production Data to Improve Performance with Patch OEE



The shop floor is the beating heart of a production company. It is crucial to have insight into real-time data from your production activities to act faster and optimise production performance. A simple connection with your production environment provides reliable real-time information to help analyse the performance of your production process, enabling faster actions and efficiency improvements.

Patch OEE combines real-time metrics and easy-to-use technology to immediately identify manufacturing losses, measure OEE and optimise plan attainment. Featuring highly configurable performance dashboards which provide a comprehensive analysis of real-time production state, with multi shift, line and site visibility. This offers the perfect opportunity for any organisation looking to standardise their plant network with one version of the truth.

## Benefits

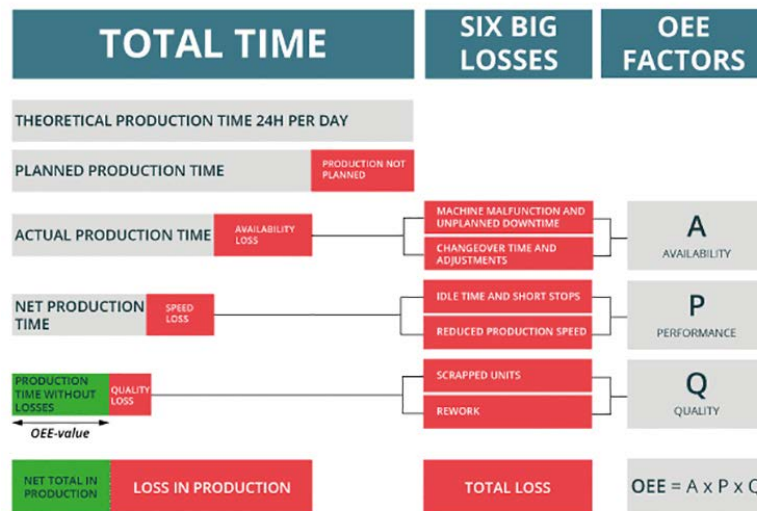
- » **Rapid Implementation** - See results fast with implementations in under three weeks.
- » **Performance Insights** - Uncover hidden capacity and reduce costs with detailed loss categories of your OEE.
- » **Live Visibility & Control** - Stay agile and responsive with actual vs planned production in real-time.
- » **Seamless Flexibility** - Track and master product-to-product changeovers and optimise overrun management.
- » **Proactive Production Power** - Impact the next hour of production through automated alerts during subpar manufacturing conditions.

# Typical Production Improvements with Patch OEE

- › 7-20%+ OEE improvement (< 12 months)
- › 10-20% production increase
- › 5-15%+ (in year 1) reduction in direct labour costs
- › 15-20% reduction in defects
- › 10-25% improvement in availability (within 18 months)
- › 20% reduction in lead times
- › 15-25% decrease in carrying costs

## Leveraging Overall Equipment Effectiveness (OEE) to Improve Processes and Maximise Output

OEE is a key performance indicator (KPI) commonly used in manufacturing and production to measure efficiency and effectiveness of its production processes on the shop floor. It provides a holistic view of how well processes are running and affords the user an intuitive way to understand where improvements can be made.



### OEE is made up of 3 primary factors:

- › **Availability** assesses the percentage of time the equipment is available for production. Common factors impacting availability include unplanned stops like equipment failure and planned stops like setup time.
- › **Performance** measures the speed or rate a production process is producing goods when compared to its optimal speed. Typical reasons for slow downs are small stops and slow cycle times.
- › **Quality** reflects the percentage of defect-free products produced by the process. Common sources for defects are process defects and startup defects.

To calculate OEE, simply multiply the **Availability**, **Performance** and **Quality** scores. By breaking OEE down into these three components, plant operators can quickly pinpoint where performance issues are occurring and make informed decisions on how to solve them.



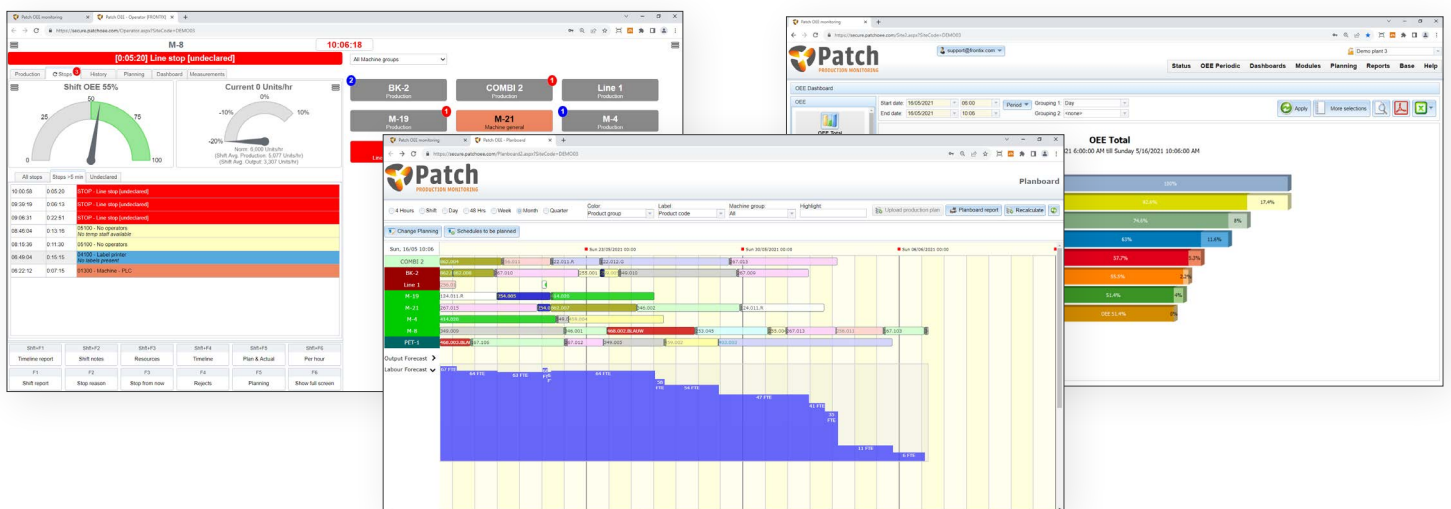
## The Patch OEE Advantage

Understanding OEE is straightforward, but collecting the data and calculating in real-time is difficult – this is where Patch OEE comes in. By using our Patch OEE Data Collectors and Patch OEE software solution, your plant can be enjoying the benefits of real-time OEE in as little as three weeks.

Patch OEE enables plant and production managers to use real-time data to calculate OEE to instantly identify manufacturing losses and optimize plan attainment. Featuring highly configurable performance dashboards, which provide comprehensive analysis of real-time production states, with multi shift, line and site visibility. This offers the perfect opportunity for any organization looking to standardise their plant metrics with single source of the truth.


Patch OEE delivers value to the entire production team: management, operators, planning and improvement teams. Why do plant and production managers around the world trust Patch OEE?

- True OEE solution
- Built on customer needs: 6 upgrades a year
- Rapid deployment: live within 3 weeks
- Cloud-native software (SaaS)
- World-wide system: live in 25+ countries
- Over 20 years in the business of improving production processes
- 6,000+ Production Lines Live





## Key Benefits

- › **Real-time insight into your production** - Patch OEE is a software solution that provides insight into your production process' performance and effectiveness. Answer questions such as: What are our biggest performance losses across the plant preventing us from producing at a higher capacity?
  - › **Flexible and fast deployment** - Hosted in the cloud, utilizing Patch OEE means endless accessibility as well as fast implementation, giving you quick access to your production efficiency metrics and analysis allowing you to make agile decisions which can positively impact your bottom line.
  - › **Paperless production environment** - Patch OEE delivers digital insights from production activities, giving a comprehensive real-time breakdown into losses from speed, stoppages and rejects.
  - › **Optimal plan attainment and OEE** - Patch OEE provides visual insights into your production attainment (Plan vs. Actual) with estimated finish times calculated in the moment based on the existing OEE allowing you to react immediately and adjust for optimal production planning.
  - › **Collaboration on the shop floor** - Within Patch OEE, operator tasks can be embedded within the solution, and can be triggered at predetermined events, for example, after a specified amount of product produced or at the start of run.
  - › **Promote continuous improvement** - Benefit from real-time information to help analyse the performance of your production process, enabling faster actions and efficiency improvements.
  - › **Data-based decisions** - In addition to the live dashboards which allow the end user to filter insights across many different layers and levels, our reporting module offers production management a great alternative to review and consume information in a very standardised and structured manner.
- 



## Are You Ready to Learn More?

Want to learn more about Patch OEE software?

Contact Us at [info@aptean.com](mailto:info@aptean.com) or visit [www.aptean.com](http://www.aptean.com).



### About Aptean

Aptean is one of the world's leading providers of purpose-built, industry-specific software that helps manufacturers and distributors effectively run and grow their businesses. With both cloud and on-premise deployment options, Aptean's products, services and unmatched expertise help businesses of all sizes to be Ready for What's Next, Now®. Aptean is headquartered in Alpharetta, Georgia and has offices in North America, Europe and Asia-Pacific.

To learn more about Aptean and the markets we serve, visit [www.aptean.com](http://www.aptean.com).

Copyright © Aptean 2023. All rights reserved.