



ER3420CB

UTILITY BARS



EW3420

50" Combination Utility Bar

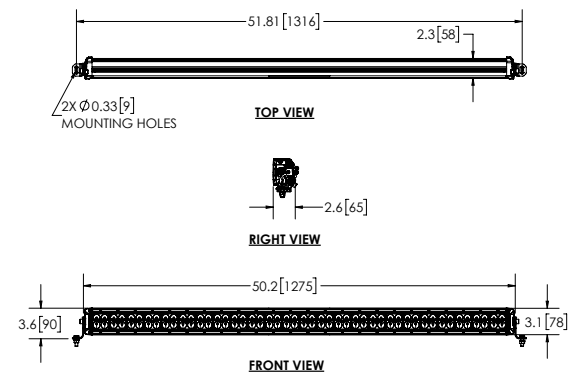
ECCO's combination utility bar utilizes exclusive optics to combine a high-intensity Safety Director™ with the powerful illumination output of a worklight. Steady-burn amber mode is ideal for inclement weather and high-dust environments. Brackets included for front- or rear-vehicle mounting. Features include a weather-protected controller connection 12-24 VDC operation, 5-watt LEDs, rugged housing, UV hardcoated polycarbonate lens, and a 5-year warranty.

Models





PART NO.	AMPS	BEAM DISTANCE	LUMENS (RAW)
EW3420 (Upper Row)	5.0 (steady burn amber)	381ft. 116m	-
(Lower Row)	10.0 (steady burn white)	1,250ft. 381m	12,600

Design Features

- 12-24 VDC
- Custom optics designed for dual-light operation
- Steady burn amber mode
- Flood light with Safety Director™
- Dual-mounting options
- Rugged heatsink housing and polycarbonate UV hardcoated lens
- IP67 Rated
- SAE Class 1, CA T13



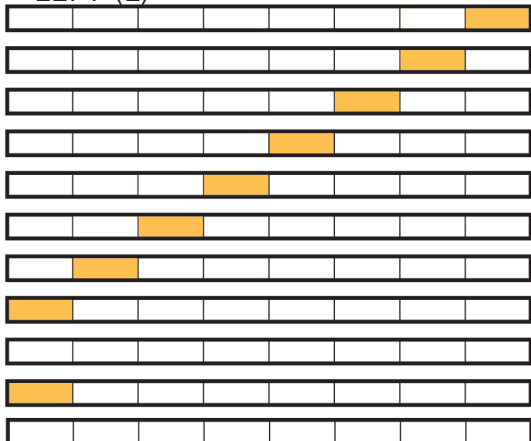
Parts & Accessories

- Controller mount: 3410CBMK 
- Controller : ER3420CB 
- Utility bar mount: ER3420MK 
- 15' extension cable : EZ3420-CBL 

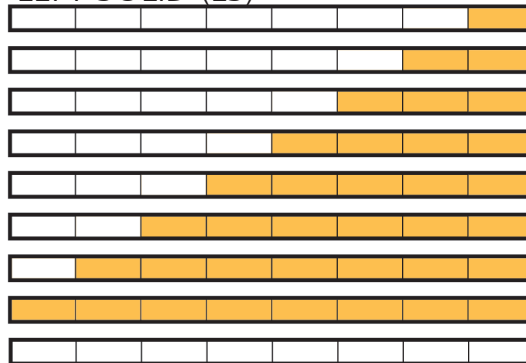
Flash Patterns

EW3420


LEFT (L)



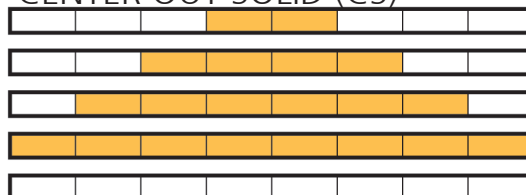
LEFT SOLID (LS)




CENTER OUT (C)



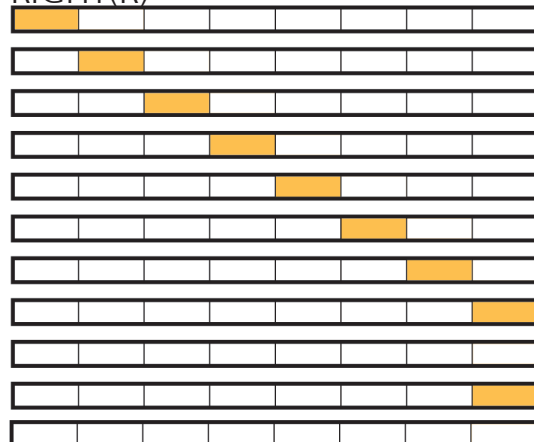
CENTER OUT SOLID (CS)



RIGHT SOLID (RS)



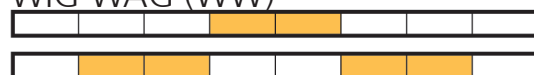
RIGHT(R)



ALTERNATING QUAD FLASH (AQF)



WIG WAG (WW)



ALTERNATING SINGLE FLASH (ASF)



STEADY BURN AMBER

