


Galaxy Digital Research

# On Bitcoin Energy Consumption

## A Quantitative Approach to a Subjective Question

MAY 31, 2021





# Author & Acknowledgements

This report was authored by the team at Galaxy Digital Research, including:

**Rachel Rybarczyk**  
**Drew Armstrong**  
**Amanda Fabiano**

---

This report is a product of Galaxy Digital Research, a research organization within Galaxy Digital, the leading provider of financial services in the digital assets, cryptocurrency, and blockchain technology sector. Galaxy Digital Research provides top-tier market commentary, thematic views, tactical insights, and deep protocol research.

View our publicly available research at [www.galaxydigital.io/research](https://www.galaxydigital.io/research). Contact us at [research@galaxydigital.io](mailto:research@galaxydigital.io).



# Contents

<b>On Bitcoin's Energy Consumption: A Quantitative Approach to a Subjective Question</b>	4
The Bitcoin Network's Infrastructure and Energy Requirements	4
Auditing the Gold Industry's Energy Usage	5
Auditing the Banking System's Energy Usage	7
Banking Data Centers	7
Bank Branches	7
Bank ATMs	7
Card Networks	7
Summary of the Banking System Energy Usage	8
So What?	8
<b>Value is in the Eye of the Beholder</b>	9
Group 1: Bitcoin Will Not be a Part of the Global Economy	9
Bitcoin is Not Just for the Rich Getting Richer	9
Group 2: Bitcoin Will Exist in Parallel with the Current Financial System	11
Bitcoin Mining as a Tool for the Energy Sector	11
Bitcoin Mining & Flare Mitigation	11
Bitcoin & Intermittent Energy	12
Group 3: Bitcoin Will Become the Global Monetary Standard	12
Power Usage is a Feature, Not a Bug	12
The Bitcoin Miner: A Rational Actor	12
<b>Conclusion</b>	13



# On Bitcoin’s Energy Consumption: A Quantitative Approach to a Subjective Question

Is the Bitcoin network’s electricity consumption an acceptable use of energy? This question has been debated since the early days of the network. Yet despite the numerous published [articles](#) and [analyses](#), the debate rages on, typically re-emerging during Bitcoin bull runs.

Bitcoin is a fundamentally novel technology that is not a precise substitute for any one legacy system. Bitcoin is not solely a settlement layer, not solely a store of value, and not solely a medium of exchange. There is no denying that the Bitcoin network consumes a substantial amount of energy, but this energy consumption is what makes it so robust and secure.

Given Bitcoin’s transparency, it is easy to estimate Bitcoin’s energy usage. This results in frequent criticism of Bitcoin, but these critiques are rarely levied against other traditional industries. Bitcoin is most often compared to the traditional banking system (for payments, savings, and settlement) and gold (as a non-sovereign store of value). But the energy usage of these industries is opaque as they do not publicly disclose their energy footprints. If we want to have an honest conversation about Bitcoin’s energy use, it seems appropriate to consider it in light of the industries it is most often compared to.

In this article, we begin by trying to understand the relevant facts around Bitcoin’s energy footprint, and then compare it to the gold and banking industries. Though these comparisons provide interesting context, they are inherently imperfect.

Although the magnitude of different industries’ energy usage can be estimated and compared, the question is still fundamentally subjective. Views on the Bitcoin network’s importance vary, but Bitcoin’s properties do not. Anyone can use Bitcoin. Anyone can hold bitcoins for themselves. And Bitcoin transactions can provide probabilistically final settlement in an hour, 24 hours a day, 365 days per year.

These features can offer financial freedom to people around the world who may not have the luxury of a stable and accessible financial infrastructure. The network can benefit the energy sector by creating perfect use cases for intermittent and excess energy. And the network will only scale further if network adoption warrants it.

Throughout this piece, we reference several in-depth calculations. The methodology and calculations can be found [here](#).

## The Bitcoin Network’s Infrastructure and Energy Requirements

Bitcoin’s direct energy consumption comes from three sources: the nodes that validate and relay transactions, the pools that coordinate miners’ activity across the world, and the mining machines. The overwhelming majority of Bitcoin’s energy consumption comes from operating mining machines, roughly 99.8%. These machines are called ASICs, after the application-specific integrated circuits inside them.



There is no denying that the Bitcoin network consumes a substantial amount of energy, but this energy consumption is what makes the Bitcoin network so robust and secure.



### Annual Electricity Consumption of the Bitcoin Network

Miner Demand (gw)	Miner Electricity Consumption (kWh/yr)	Pool Electricity Consumption (kWh/yr)	Node Electricity Consumption (kWh/yr)	Total Electricity Consumption (kWh/yr)	Total Electricity Consumption (TWh/yr)
15.87	113,880,000,000	8,609,328	5,358,089	113,893,967,417	113.89

Estimated Annual Electricity Consumption of the Bitcoin Network



These ASICs are designed to execute the Proof of Work (PoW) required to publish new blocks, settling transactions and securing the network. PoW cryptographically ties the virtual asset to the physical world by requiring the use of energy. Despite its simplicity, this PoW implementation is one of the most revolutionary aspects of Bitcoin. There is no denying that the Bitcoin network consumes a substantial amount of energy, but this energy consumption is what makes the Bitcoin network so robust and secure.

At the time of writing, the Bitcoin network consumes an estimated ~113.89 TWh/yr in total. To help contextualize this number, here are a few comparisons:

- The [global annual energy supply](#) is ~166,071 TWh/yr, 1,458.2x that of the Bitcoin network
- The [global annual electricity generation](#) is ~26,730 TWh/yr, 234.7x that of the Bitcoin network
- The amount of electricity lost in transmission and distribution each year is ~2,205 TWh/yr, 19.4x that of the Bitcoin network (based on [World Bank](#) and [IEA](#) estimates)
- The energy footprint of “[always-on](#)” electrical devices in American households is ~1,375 TWh/yr, 12.1x that of the Bitcoin network

These comparisons highlight an important point: with basic assumptions, it is straightforward to [estimate Bitcoin's energy consumption](#) in real-time.

Bitcoin's energy usage has become an easy target for criticism. But this criticism raises the question: Bitcoin uses “a lot” of energy compared to *what*?

Bitcoin is most often compared to the traditional banking system (for payments, savings, and settlement) and gold (as a non-sovereign store of value). But Bitcoin is a fundamentally novel technology that is not a precise substitute for any one legacy system. Bitcoin is not solely a settlement layer, not solely a store of value, and not solely a medium of exchange. Unlike Bitcoin, the energy footprints of these industries are opaque.

To have an honest conversation about Bitcoin's energy use, a comparison to the most analogous incumbents—the gold industry and the banking system—is appropriate. Unfortunately, gauging the energy use of these two industries is not as easy as auditing Bitcoin.

What follows is a good faith effort to estimate the energy footprint of both the gold industry and the banking system. Since public data on the energy usage of these sectors is scarce, the methodology created for this research has been open-sourced and can be found [here](#)—we encourage others to review.

## Auditing the Gold Industry's Energy Usage

In order to calculate the energy usage of the gold industry, we leverage [The World Gold Council's report titled Gold and Climate Change: Current and Future Impacts](#), which provided estimates for total greenhouse gases emissions (GHG) for the industry in 2018. From this GHG estimate, we use a global estimate for carbon intensity to arrive at an implied aggregate annual energy consumption.

The report considers various potential sources of emissions from gold production processes and consumption processes. The report finds that the vast majority of GHG comes from upstream processes (mining and refining), and not from downstream processes (jewelry fabrication/distribution, investment products such as bars and coins, and electronic components). Because the World Gold Council is composed of 33 gold industry associations and businesses, it is important to note a possible bias in emissions reporting.

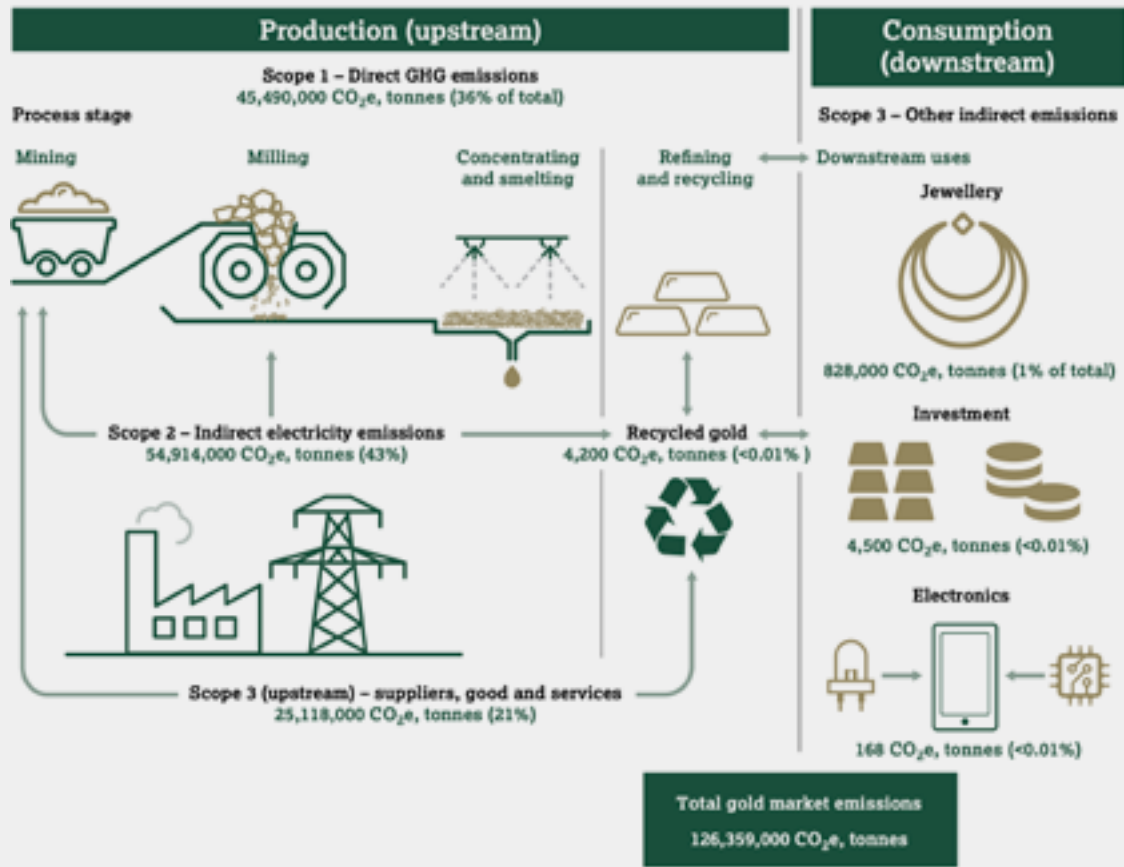
The upstream and downstream processes are further broken down into three scopes: (1) direct GHG emissions, (2) indirect electricity emissions, and (3) other indirect emissions. More details about these scopes are displayed in Figure 3 below. The total annual GHG emissions for all three scopes reported by the World Gold Council is 126,359,123 tCO<sub>2</sub>.

To compare this to Bitcoin's electricity consumption, we only considered direct GHG emissions (scope 1), indirect electricity emissions (scope 2), and any emissions associated with gold refining and recycling. The annual GHG emissions from these segments amounted to 100,408,508 tCO<sub>2</sub>. We then converted the GHG emissions number to kWh/yr using a global IEA carbon intensity multiplier of 0.92 lb CO<sub>2</sub>/kWh<sup>16</sup>. This implies a conservative assumption that the gold industry aligns with the global average carbon intensity of other industries. Using this multiplier, we estimate that these elements of the gold industry utilize roughly **240.61 TWh/yr**. These estimates may exclude key sources of energy use and emissions that are second order effects of the gold industry like the energy and carbon intensity of the tires used in gold mines.

A [report published in 2018](#) by Money Metals points out “even though a tire cost is listed as a material cost, the majority of a tire's production cost comes from burning energy...in all forms and in all stages.” They report that Barrick Gold consumed 25,000 tons of tires in 2013. The Rubber Manufacturing Association reports that seven gallons of oil are required to produce a standard car tire. The tires used in gold mining operations are not an average, everyday car tire; these tires are used for operating large machinery and have a diameter as large as 13 feet and can weigh up to 11,860 pounds.



Source: Galaxy Digital Research



Gold Production (Upstream) and Consumption (Downstream) Processes



Scope	Description	Total GHG Emissions (t CO <sub>2</sub> e)
SCOPE 1: DIRECT GHG EMISSIONS	GHG emissions occurring from source owned or controlled by the organization, such as: <ul style="list-style-type: none"> <li>emission from combustion in owned or controlled boilers furnaces or vehicles</li> <li>emission from chemical processes in owned or controlled equipment</li> <li>emissions from land owned or controlled by the organization</li> </ul>	45,490,059
SCOPE 2: INDIRECT ELECTRICITY EMISSIONS	GHG emissions at power plants generating electricity purchased by the organization	54,914,157
REFINING / RECYCLING GOLD	GHG emissions associated with the refinement and recycling of gold	4,228
<b>TOTAL</b>		<b>100,408,508</b>

Estimated Annual Greenhouse Gas Emissions Associated with the Mining and Production of Gold



## Auditing the Banking System's Energy Usage

*Note: Throughout this piece, we reference several in-depth calculations. The methodology and calculations can be found [here](#).*

The banking system is not perfectly comparable to Bitcoin. The retail and commercial banking system requires multiple settlement layers, while Bitcoin offers final settlement. As a near-analog, though, we estimate the legacy banking system's energy consumption based on the assumptions below.

The banking industry does not directly report electricity consumption data. The four key areas of electricity consumption associated within the broader banking system with enough data to establish acceptable estimates are:

1. banking data centers,
2. bank branches,
3. ATMs,
4. and card network's data centers.

The global electricity consumption of the banking system is estimated to be **238.92 TWh/yr.**

### Banking Data Centers

The banking system does not report electricity consumption data required to operate their data centers. Several assumptions were made to estimate this figure.

The only bank that reports the number of data center it uses is Bank of America, which [has 23 private data centers](#). The demand, location, and area of these data centers are not reported. To obtain the electricity consumption of these data centers, an estimated area of 75,000 ft<sup>2</sup> and a [400 W/ft<sup>2</sup> of demand](#) are assumed. A banking data center operates 24 hours a day, 7 days a week, 52 weeks a year, for a total of 8,760 hours per year. The annual electricity consumption is estimated to be 6.04 TWh/yr.

In order to estimate the data center demand for the top 100 global banks as reported by the S&P Capital IQ, a linear relationship between Bank of America's estimated data center electricity consumption and the total deposits is assumed. The total deposits for the top 100 global banks are \$70,972.10 billion, and the total deposits for Bank of America is \$1,795.48 billion. The estimated annual electricity consumption of the banking system's data centers is estimated to be the product of the total top 100 global banks annual deposits and the ratio of Bank of America's estimated annual data center usage to Bank of America's annual deposits, which is 238.92 TWh/yr.

### Bank Branches

The banking system does not report electricity consumption data required to operate bank branches. We estimate this figure by taking the product of the total number of bank branches, the average electricity consumption of a small business on a global scale, and the hours of operation. A bank branch is considered to operate 9 hours a day, 5 days a week, 50 weeks a year, for a total of 2,250 hours per year. A bank branch is considered to be a small business.

The total number of bank branches is publicly available data. We estimate the average electricity consumption of a small business on a global scale to be an average of the small business electricity consumption of four countries on four different continents: the United States, United Kingdom, Mexico, and China. The small business electricity consumption for Mexico and China is not readily available, so we estimate it based on their residential data. More information on this calculation is included in the accompanying report.

We estimate the global annual electricity consumption of bank branches to be **19.71 TWh/yr.**

This analysis does not take into account the gas consumption of bank branches (i.e., heating) nor the electricity and gas consumption of all other financial office buildings.

### Bank ATMs

The banking system does not report data on the electricity required to operate ATMs. We estimate this figure by taking the product of the total number of ATMs, the demand of a typical ATM, and the hours of operation. An ATM is operational 24 hours a day, 7 days a week, 52 weeks a year, for a total of 8,760 hours. The typical demand of an ATM is taken to be 145W.

We estimate the global annual electricity consumption of ATMs to be **3.09 TWh/yr.**

### Card Networks

Card networks do not report electricity consumption data required to operate their infrastructure. The only card network with some publicly available data on their data centers is VISA, which reports operating five data centers worldwide. While VISA does not report each data center's electricity demand, they do disclose the square footage of each. Accordingly, we estimate the demand of VISA's data centers based on their square footage. We use this demand, the number of transactions that VISA processed in 2019, and VISA's market share by transaction count in 2019 to make the final electricity consumption estimate for all card networks. This assumes a linear relationship between transaction count and estimated data center electricity consumption.



On average, a data center demands up to 400 W/ft<sup>2</sup>. To estimate VISA's electricity consumption, we multiply the total area of all of VISA's data centers, their demand per square foot, and their hours of operation. VISA data centers are assumed to run 24 hours a day, 7 days a week, 365 days per year, for a total of 8,760 hours per year.

We estimate the electricity consumption of the **VISA network to be 0.84 TWh/yr**. In 2019, VISA processed 185.5 billion transactions of the total 441.0 billion transactions. We estimate the global annual electricity consumption required for all card networks to operate to be 2.00 TWh/yr.

This analysis does not take into account the electricity consumption for all card network's office buildings.

### Summary of the Banking System Energy Usage

Electricity data for the banking industry is scarce. With the publicly available information that we could find, we estimate **the banking system uses 263.72 TWh of energy each year**. Deriving a comprehensive number for this sector's energy consumption would require individual banks to self-report.

Even in aggregate, a comparison between Bitcoin and the layers of the banking system is inherently flawed. The traditional financial stack is a complicated hierarchy of counterparties and intermediate settlement. Credit card networks are great for exchanging fast payments and IOUs, but they depend on the banking system for settlement, and the banking system in turn depends on central banks for final settlement, which in turn depends on the dollar system as a whole.

In the interest of scope, we have excluded central banks, clearinghouses (like the DTCC), and other aspects of the traditional financial system from the above analysis. It is important to note that this audit is only a slice of the entire system—the overall energy usage of the banking system is unknown and externalities are excluded.

Defining the banking system's utility by its energy usage is reductive—overlooking the benefits of transferring large quantities of money. While it may seem practical to compare the banking system and Bitcoin on the number of transactions they process, the two have different scaling properties. The banking system scales with transaction count, requiring additional infrastructure as it grows. Meanwhile, Bitcoin's energy consumption scales not by transaction count, but by network economics.


### So What?

These statistics provide interesting context, but how do they help us answer the initial question: *Is the Bitcoin network's electricity consumption an acceptable use of energy?*

Although we can estimate and compare the magnitude of different industries' energy usage, the question is still fundamentally a value judgment. One's answer depends on their beliefs about the utility of bitcoin.

## Estimated Annual Energy Consumption (TWh/yr)

Source: Galaxy Digital Research



Comparing the energy consumption of Bitcoin, gold, and the banking system





# Value is in the Eye of the Beholder

Value is subjective, and there is a wide spectrum of opinions around bitcoin's utility.

Viewpoints on Bitcoin's energy consumption range from wasteful to justified to anywhere in between. On one end, critics believe that bitcoin is merely a tool for speculation or illicit activity, attached to a network with an unjustifiable environmental cost. On the other, supporters view bitcoin as a monetary revolution that will be a boon to humanity.

We at Galaxy believe in Bitcoin and the broader ecosystem; we have built an entire company around it. That said, we understand that this is not a universally shared view.

Rather than attempt to preemptively characterize every possible perspective on Bitcoin, we instead consider 3 representative viewpoints along the spectrum:

- 1. Bitcoin will not be a part of the global economy.** This group believes that no energy expenditure is acceptable.
- 2. Bitcoin will work in parallel with the current financial system** (similar to gold). This group believes Bitcoin's energy consumption is warranted, though markets and regulation will help determine the appropriate level. While members of this group believes that energy consumption is not inherently a bad thing, they still think it imperative to use energy in the most carbon-efficient way possible.
- 3. Bitcoin will be a global monetary standard.** This group believes Bitcoin's energy expenditure will be dictated by market demand.

## Group 1: Bitcoin Will Not be a Part of the Global Economy

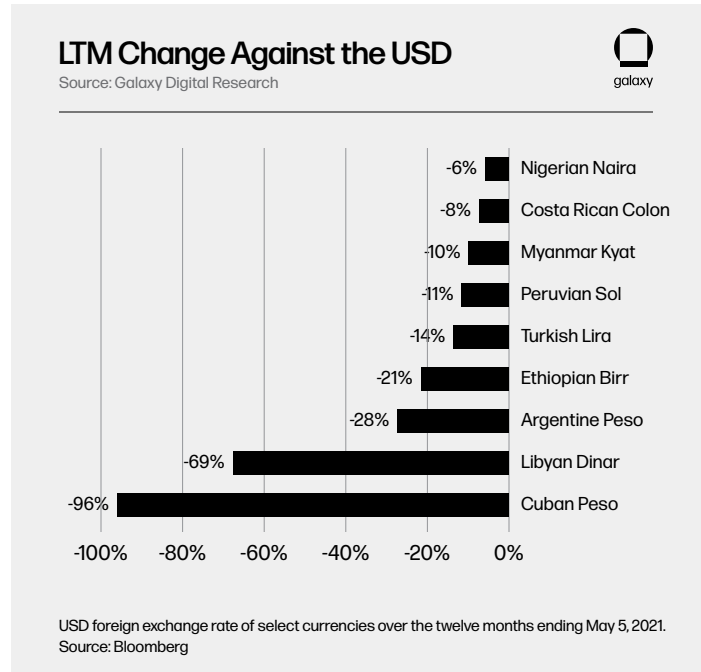
This group believes that no amount of energy consumption is justified because they believe bitcoin has no value. We at Galaxy Digital disagree, as Bitcoin is often used toward humanitarian ends.

### Bitcoin is Not Just for the Rich Getting Richer

Citizens of developed nations often take stable financial infrastructure for granted. Despite recent aggressive monetary expansion, concerns about ATM withdrawals or government seizure of money are rare. But this is not the case for much of the world's population.

Inflation ravages citizens of Zimbabwe, Venezuela, Myanmar, Argentina, and many other countries. Affected individuals are forced to find an alternative to cash.

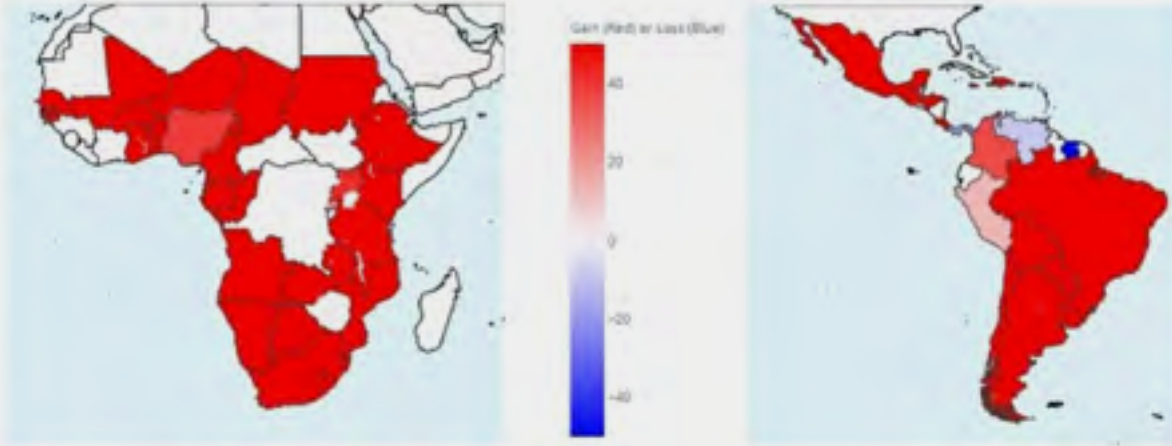
In affected countries, this trend is visible through increased trading volumes on peer-to-peer marketplaces like Paxful and LocalBitcoins.





## Sub-Saharan Africa & Latin America Y-o-Y Volume Changes on Local Bitcoins & Paxful

Source: Galaxy Digital Research



Year-over-year volume change on LocalBitcoins and Paxful.  
Source: [Useful Tulips](#)

For these users, bitcoin is not a tool to get rich quick; it is a lifeboat to help preserve their family’s financial resources in the face of a rapidly depreciating currency.

Beyond wealth preservation, bitcoin helps citizens of oppressive countries access money. [Alex Gladstein](#) of the Human Rights Foundation [points](#) out “around [4.2 billion people](#) live under authoritarian regimes that use money as a tool for surveillance and state control. Their currency is often debased, and they are, for the most part, cut off from the international [financial] system.” Gladstein goes on:

*In the past few months, Belarusian activists have used bitcoin to [defy the regime](#) by sending more than 3 million dollars of unstoppable money directly to striking workers, who then convert it locally to rubles in peer-to-peer marketplaces to feed their families as they protest the country’s dictatorship.*

*In October, a feminist coalition in Nigeria [raised](#) the equivalent of tens of thousands of dollars in bitcoin to buy gas masks and protest equipment as activist bank accounts were being turned on and off.*

*In Russia, the opposition politician [Alexei Navalny](#) has [raised millions](#) in bitcoin as Vladimir Putin maintains strict control over the traditional financial system. Putin can do a lot of things, but he can’t freeze a Bitcoin account.*

Even in developed countries, a subset of the population, the unbanked, is excluded from the traditional banking system. According to the 2019 FDIC [annual report](#), there are 71 million unbanked households in the U.S. This group skews heavily toward “lower-income households, less-educated households, Black households, Hispanic households, American Indian or Alaska Native households, working-age disabled households, and households with volatile income.” When asked why they cannot access financial services, 48.9% of respondents replied that they did not have enough money to meet minimum bank requirements. This means nearly half of the unbanked population in the U.S.—fully 3.5 million households—cannot afford a bank account. For context, that number is roughly equal to all the [households](#) in the state of Connecticut.

Bitcoin offers a solution, allowing anyone, anywhere (with an internet connection) to store their value regardless of income or social-economic status. No account minimums required.



Bitcoin is not a tool to get rich quick; it is a lifeboat to help preserve their family’s financial resources in the face of a rapidly depreciating currency.



## Group 2: Bitcoin Will Exist in Parallel with the Current Financial System

Members of this group believe that bitcoin will play some role in the global economy but may be worried about its energy usage. This viewpoint often overlooks the value Bitcoin mining offers the energy sector.

### Bitcoin Mining as a Tool for the Energy Sector

Miners can operate anywhere with electricity and an internet connection. This benefits the energy sector by creating a perfect use case for intermittent and excess energy.

As of 2014, the [World Bank](#) estimates that 8.25% of electricity is lost in transmission. Applying this figure to the [2018 International Energy Agency \(IEA\)](#) global electricity production estimate of 26,730.07 TWh/yr yields an annual global electricity transmission loss of 2,205.23 TWh/yr. This loss is 19.36 times as large as Bitcoin's annual energy consumption. Though not all this lost energy could be used for Bitcoin mining, it highlights both the current amount of energy lost each year due to inefficiency as well as the fact that energy is not fungible.

Critics often assume that the energy expended by miners is either stolen from more productive use cases, or results in increased energy consumption. But because of inefficiencies in the energy market, bitcoin miners are incentivized to utilize nonrival energy that may otherwise be wasted or underutilized, as this electricity tends to be the cheapest.

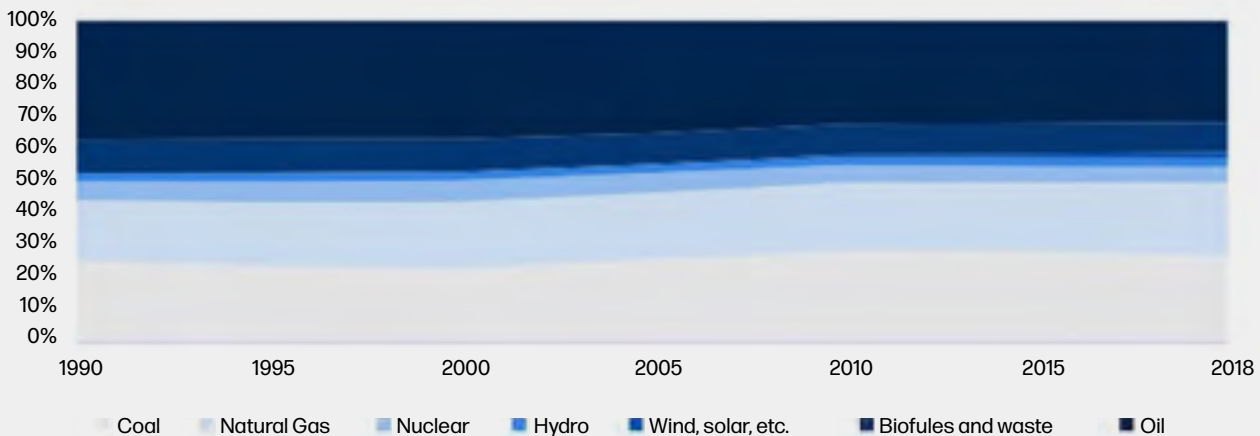
Though the revenue associated with mining varies, miners have the luxury of flexibility, with the option to switch their equipment on or off at any time. This makes Bitcoin mining the ideal energy sink: anyone, anywhere, can monetize excess energy by plugging in equipment and switching it off at their convenience.

### Bitcoin Mining & Flare Mitigation

One example of where Bitcoin mining acts as an energy sink is in oil fields, resulting in a direct reduction in methane emissions. According to the IEA, oil accounts for nearly 40% of the current global energy supply. Oil wells are abundant throughout many regions in the world, as energy companies seek to extract the resource for refinement.

## IEA Total Energy Supply

Source: Galaxy Digital Research



Total Energy Supply by Source. Source: IEA



A frequent byproduct of the oil extraction process is methane. Though methane is also a functional fuel, it cannot be transported without a pipeline. As a result, the methane is typically either vented (let out into the atmosphere) or flared (lit on fire) at the wellhead. Neither procedure is ideal.

The greenhouse effects associated with methane are 25 times as environmentally damaging as those of an equivalent [quantity of CO2](#). [Flaring](#) burns the methane and produces CO2 as a byproduct, theoretically reducing the CO2 equivalents by 24x. That said, the efficiency of flaring varies substantially, and in some cases can be as low as 30%—meaning even if the methane is flared, up to 70% can still escape into the atmosphere.

Bitcoin mining offers a solution. Companies like Great American Mining, Upstream Data, and Crusoe Energy Systems are building infrastructure to capture this methane at the wellhead and use the otherwise-wasted gas to mine bitcoin. Unlike flaring, generators can burn this methane with 99% efficiency, vastly reducing the risk of leakage into the atmosphere. This means that oil producers can ensure a 24x reduction in emissions compared to venting that methane into the atmosphere. The IEA [estimates](#) that the oil and gas sector emitted 82 Mt (around 2.5 GtCO<sub>2</sub>-eq) in 2019. For context, this equivalent to roughly 8% of the 33.2 Gt of the [global energy-related CO2 emissions](#) that year.

Another example of the opportunity for Bitcoin mining utilizing excess energy can be seen in the curtailment of wind and solar generation.

### Bitcoin & Intermittent Energy

The intermittent generation of wind and solar resources is typically offset by flexible generation elsewhere (e.g., natural gas). There is more wind and solar generation than can be offset, leading to curtailment.

While the exact amount of energy curtailed every year is hard to pinpoint, various estimates suggest it would constitute a meaningful portion of the Bitcoin network. [One recent study](#) estimates that solar generation in Chile, China, Germany, and key regions in the U.S. curtailed 6.5 TWh in 2018, while another [study](#) estimates 21.5 TWh of wind power was curtailed in key regions around the world in 2013. Meanwhile, others suggest that 57 TWh of [wind](#) and [solar](#) generation was curtailed in China alone in 2016.

As an energy sink, Bitcoin mining could help monetize this energy at the site of generation or smooth out volatility at the grid level.

Mining in oil fields and utilizing excess wasted energy are two examples of the network's ability to leverage excess and intermittent energy. Others include capturing excess electricity from hydroelectric dams and helping powerplants operate at optimal efficiency.

## Group 3: Bitcoin Will Become the Global Monetary Standard.

For this camp, energy utilization is directly proportional to network security. The network will only consume as much energy as the market demands because miners are economically rational.

### Power Usage is a Feature, Not a Bug

Under Bitcoin's PoW consensus mechanism, increased energy usage is directly related to increased robustness and security. As hash rate grows, threats of both centralization and 51% attacks become less realistic.

The threat of geographic centralization is waning. In North America alone, public mining companies have announced an expansion of roughly 40 exahashes to be deployed by the end of 2021, representing a 28% increase in the current network hash rate.

Because the network is growing, the likelihood of a successful attack is always decreasing. At the time of writing, a successful 51% attack would require control of more than 8GW of existing mining capacity, or 16GW of new mining machines. Considering the cost of the electricity required to operate these machines, an attack would be an enormous undertaking. And the target is not static; by the time a meaningful portion of this capacity could be amassed, the network hash rate would have already increased.

### The Bitcoin Miner: A Rational Actor

Miners are first and foremost economically motivated actors. As discussed in our [Fundamentals of Bitcoin Mining Economics](#) post, Bitcoin miners actively seek low-cost electricity in order to maximize profit. Because all miners on the network are in competition with each other, they are all incentivized to minimize their operating costs and position themselves on the low end of the cost curve (even if this means migrating from one energy rich region to another). This means that miners will seek energy sources with the lowest marginal cost.

Even if miners are bullish on bitcoin, they will only choose to invest into a mining operation with the expectation of profit. Conversely, an unprofitable miner will spin down their operation when needed. For example, after the most recent halving in May 2020, network hash rate dropped 23% due to decreased revenue. Miners with efficient operations remained profitable and benefited from decreased competition.



# Conclusion

This report took a quantitative approach, comparing Bitcoin's energy usage to that of other industries. In the interest of an honest conversation, we also discussed why the value of Bitcoin is not just quantitative.

Subjective views on the Bitcoin network's importance vary, but Bitcoin's properties do not. Anyone can use Bitcoin. Anyone can hold bitcoins for themselves. And Bitcoin transactions can provide probabilistically final settlement in an hour, 24 hours a day, 365 days per year.


These features can offer financial freedom to people around the world without the luxury of stable and accessible financial infrastructure. The network can benefit the energy sector by creating perfect use cases for intermittent and excess energy. And the network will only scale further if network adoption warrants it.

Energy utilization is not necessarily a bad thing. As [Smil](#) writes, energy is the only universal currency. Humans will continue to find new technologies that require more energy that challenge the status quo. Bitcoin is yet another example.

So, if we return one last time to the original question: *Is the Bitcoin network's electricity consumption an acceptable use of energy?* Our answer is definitive: yes.

## Estimated Annual Energy Consumption (TWh/yr)

Source: Galaxy Digital Research





# Legal Disclosure

- The information (Information) contained in this research report may not be reproduced or redistributed in whole or in part, in any format, without the express written approval of Galaxy Digital LP or its relevant affiliate ("GALAXY"). By reading this Information, you acknowledge and agree that all of the Information contained in this document is proprietary to Galaxy. The Information is being provided to you solely for discussion purposes and may not be used or relied on for any purpose (including, without limitation, as legal, tax or investment advice) without the express written approval of Galaxy. The Information is not an offer to buy or sell, nor is it a solicitation of an offer to buy or sell, interests in any fund or any advisory services or any other security or to participate in any advisory services or trading strategy.

None of Galaxy, nor any of their respective affiliates, shareholders, partners, members, directors, officers, management, employees or representatives makes any representation or warranty, express or implied, as to the accuracy or completeness of any of the Information or any other information (whether communicated in written or oral form) transmitted or made available to you. Each of the aforementioned parties expressly disclaims any and all liability relating to or resulting from the use of the Information or such other information. Certain information contained herein (including financial information) has been obtained from published and non-published sources. Such information has not been independently verified by Galaxy, and Galaxy does not assume responsibility for the accuracy of such information.

Except where otherwise indicated, the Information is based on matters as they exist as of the date of preparation and not as of any future date and will not be updated or otherwise revised to reflect information that subsequently becomes available, or circumstances existing or changes occurring after the date hereof.

If any offer and sale of securities is made, it will be pursuant to the relevant confidential offering materials (the Offering Memorandum). Any decision to make an investment should be made after reviewing such Offering Memorandum, conducting such investigations as the investor deems necessary and consulting the investor's own investment, legal, accounting and tax advisors in order to make an independent determination of the suitability and consequences of an investment.

Investing in financial markets, the Fund, digital assets, including Bitcoin, and Bitcoin-related industries including bitcoin mining involves a substantial degree of risk. There can be no assurance that the investment objectives described herein will be achieved. No guarantee or representation is made that Galaxy's investment strategy, including, without limitation, its business and investment objectives, diversification strategies or risk monitoring goals, will be successful, and investment results may vary substantially over time. Nothing herein is intended to imply that the Galaxy's investment methodology may be considered "conservative", "safe", "risk free", or "risk averse." Neither historical returns nor economic, market or other performance is an indication of future results.

Galaxy does not provide tax, accounting or legal advice. Notwithstanding anything to the contrary, each recipient of this Information, and each employee, representative or other agent of such recipient may disclose to any and all persons, without limitation of any kind, the U.S. income and franchise tax treatment and the U.S. income and franchise tax structure of the transactions contemplated hereby and all materials of any kind (including opinions or other tax analyses) that are provided to such recipient relating to such tax treatment and tax structure insofar as such treatment and/or structure relates to a U.S. income or franchise tax strategy provided to such recipient by Galaxy.

Certain information contained herein constitutes forward-looking statements, which can be identified by the use of terms such as "may", "will", "should", "expect", "anticipate", "project", "estimate", "intend", "continue" or "believe" (or the negatives thereof) or other variations thereof. Due to various risks and uncertainties, including those discussed above, actual events or results, the ultimate business or activities of Galaxy or the Fund or the actual performance of Galaxy or the Fund may differ materially from those reflected or contemplated in such forward-looking statements. As a result, investors should not rely on such forward-looking statements in making their investment decisions.

None of the Information has been filed with the U.S. Securities and Exchange Commission, any securities administrator under any state securities laws or any other governmental or self-regulatory authority. No governmental authority has opined on the merits of the offering of any securities by the Fund, or the adequacy of the information contained herein. Any representation to the contrary is a criminal offense in the United States. Affiliates of Galaxy own investments in some of the digital assets and protocols discussed in this document, including investments in Bitcoin and bitcoin mining specifically.

©Copyright Galaxy Digital Holdings LP 2021. All rights reserved.

For all inquiries, please email [contact@galaxydigital.io](mailto:contact@galaxydigital.io).

