



Baby Leggings

Sized for 6 months

Baby Leggings

Featured designers on cover: *littlesmilemakers, lemonni, lydia_meiyng*



WHAT YOU NEED

- One fat quarter of knit fabric
- Matching thread (polyester or cotton)
- 17.5" of $\frac{3}{4}$ " wide elastic
- Fabric scissors
- Pins
- A sewing machine

TO PRINT & ASSEMBLE PATTERN

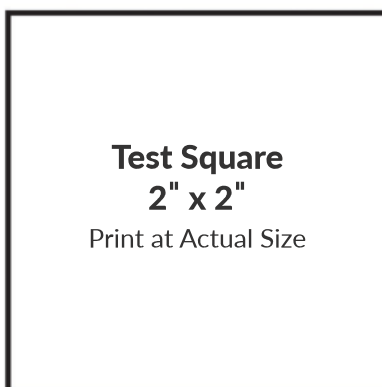
- Printer paper
- Paper scissors
- Tape
- Printer

RECOMMENDED FABRIC

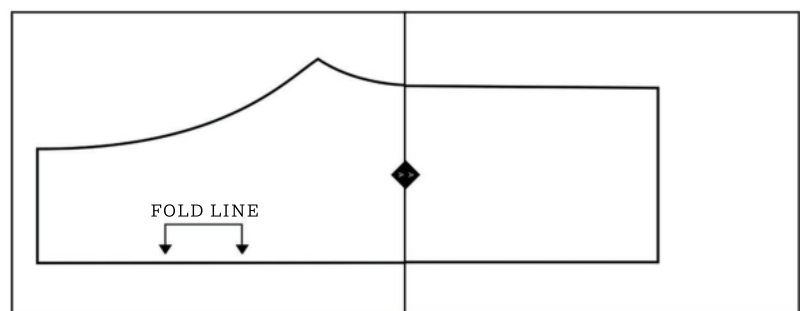
- Organic Cotton Knit
- Cotton Spandex Jersey
- Modern Jersey

ADDITIONAL NOTES

All seam allowances are $\frac{5}{8}$ " unless otherwise stated.




Print layout




A

FOLD LINE

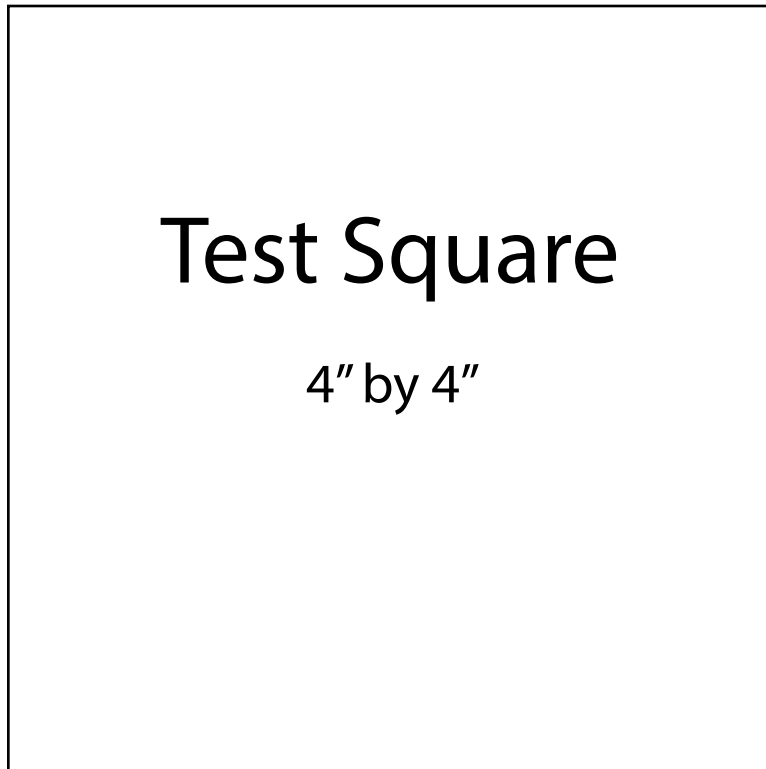


ANDA CORRIE 2013 BOOSTERSEAT!



Spoonflower's Toddler Leggings

Sizes 2T to 5T



2T -----

3T -----

4T -----

5T -----

To determine length of elastic needed, measure your child's waist, less 1/2 inch*.

*This may vary depending on the amount of give your elastic has.

Fold here for waistband

Leggings Front and Back

Cut 2 on Fold

A

B

