

# Still

## WORK CHAIR

Design Antti Olin

Good ergonomics and versatile adjustments are vital for making everyday work easier. The wide range of Still work chairs features both basic chairs with simple and easy adjustments as well as versatile, well-equipped work chairs for demanding use. Still is a light work chair with a modern design, also available with a mesh backrest.

### Materials and finishing

Upholstery	ISKU standard fabric collection and leather.
Cross base	Black plastic or aluminum. Greywhite with Still meeting chair. Castors (black or grey) or pads.
Accessories	Armrests, neck rest, lumbar support, coat hanger.

### Dimensions

Width	Depending on the chosen model.
Depth	See datasheet accessories and measures.
Height	
Seating height	Standard 400-510 mm.
Cross base	Ø 670 mm



# Still

## WORK CHAIR

### Datasheet



#### 3058 Still Light

An excellent work chair with basic features and adjustments. With synchro 1 mechanism.

#### 3060 Still high S1AS JR (footring)

A high chair with a footring that fits particularly well for reception or cash work, laboratory use and with electrically adjustable tables and bar tables. Synchro 1 mechanism. **Seating height 530 - 710 mm.**

#### 3061 Still S1AS

The movement resistance of the seat and back of the chair is adjusted automatically according to the weight of the user. Therefore this model makes the chair easy to use in shared workstations and as a conference chair. Synchro 1 mechanism

#### 3062 Still S2

This model celebrates with the high quality S2 synchro mechanism that is equipped with wide adjustment ranges. These adjustments guarantee the user good seating ergonomics and seating comfort.

**Still Meeting** is an excellent choice for conference rooms and workstations thanks to its lightness and easy movability. The clear-lined mesh seat, simplified design and graceful armrests give the chair a streamlined appearance. **Seating height 350 – 500 mm.**

#### Example models:



3058 Still light S1 22  
Armrest hard 2D



3060 Still high S1AS 21  
(always with pads)



3061 Still S1AS 26C  
Armrest soft 3D±15°



3061 Still S1AS 29A  
Armrest conference ALU



3062 Still S2 37CN  
Armrest soft 3D±15°  
Leather neck rest

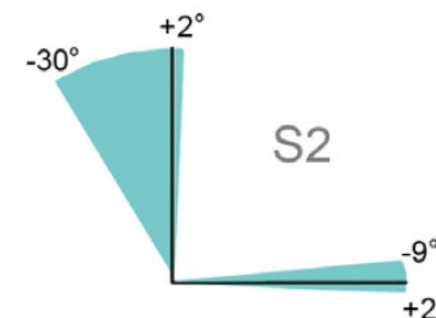
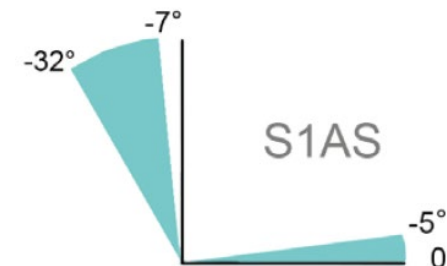


3062 Still S2 29AN  
Armrest soft 3D 360°  
Mesh neck rest



Still meeting  
Greywhite frame

#### Synchro mechanism:



# ISKU

Since 1928

# Still

## WORK CHAIR

### Datasheet

Accessories and measures



\*MeshbBack 9(A) includes aluminium details

FEATURES	SEATING ANGLE	BACK ANGLE	WIDTH	HEIGHT	DEPTH	DEPTH ADJ.	HEIGHT ADJ.	WIDTH ADJ.	NECK REST	LUMBAR SUPPORT	COAT HANGER
S1AS MECHANISM	-5° / 0°	-32° / -7°									
S2 MECHANISM	-9° / +2°	-30° / +2°									
SEAT 2			470		480	100					
SEAT 3			495		480	50					
BACK 1			430	350			70				
BACK 2			430	510			70				
BACK 3			430	510			70		X		X
BACK 4			440	560			70				
BACK 5			440	560			70		X		X
BACK 6			440	560			70			X	
BACK 7			440	560			70		X	X	X
BACK 8 MESH			440	590			70		X		
BACK 9 MESH			440	590					X	X	
BACK 9 MESH (A)											
ARMREST HARD 2D							100	80			
ARMREST SOFT 3D±15						60	100	155			
ARMREST 3D 360						60	100	155			
ARMREST 3D 360 ALU						60	100	155			
STILL MEETING			595	1015	595		150				

\*Seating height as a standard 400-510mm. With higher gaspring +40mm and with lower -20mm.

NECKREST



Fabric



Leather



Mesh



Coat hanger

ARMREST



2D



3D±15°



3D 360°



3D 360° ALU



Conference



Conference ALU



**ISKU**

Since 1928

# Still Light

## WORK CHAIR

Design Antti Olin

Good ergonomics and versatile adjustments are vital for making everyday work easier. The wide range of Still work chairs features both basic chairs with simple and easy adjustments as well as versatile, well-equipped work chairs for demanding use. Still Light is a work chair with a modern design, also available with a mesh backrest. It is an excellent work chair with basic features and adjustments. Available with or without armrests. Available with antimicrobial materials.

### Materials and finishing

Upholstery	ISKU standard fabric collection and leather.
Cross base	Black plastic or aluminum. Castors (black or grey) or pads.
Accessories	Armrests, neck rest, lumbar support.

### Dimensions

Width	Depending on the chosen model, seat and back.
Depth	See datasheet.
Height	
Seating height	Standard 400-510 mm.
Cross base	Ø 670 mm



**ISKU**  
Since 1928



# Still Light

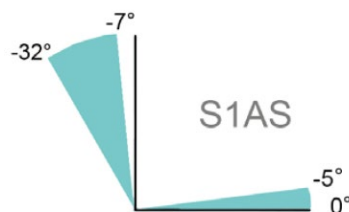
## WORK CHAIR

### Datasheet

#### 3058 Still Light

An excellent work chair with basic features and adjustments.

Still Light is equipped with synchro 1 (S1) mechanism that can be adjusted according to weight of the user. Backrest tilting angle with 3-step adjustment, and it can be locked to upright position. Armrests available as an accessory, with 4 different options. Semi-soft casters with brakes, height adjustment with gas spring, seat depth adjustment, and backrest height adjustment.



3058 Still Light 28  
with mesh back and fabric seat 2.  
Armrest 3D±15°.



3058 Still Light 25CN  
with fabric seat 2 and back 5.  
Neckrest fabric. Armrest 3D±15°.

FEATURES	SEATING ANGLE	BACK ANGLE	WIDTH	HEIGHT	DEPTH	DEPTH ADJ.	HEIGHT ADJ.	WIDTH ADJ.	NECK REST	LUMBAR SUPPORT	COAT HANGER
S1AS MECHANISM	-5° / 0°	-32° / -7°									
SEAT 2			470		480	100					
SEAT 3			495		480	50					
BACK 1			430	350			70				
BACK 2			430	510			70				
BACK 3			430	510			70		X		X
BACK 4			440	560			70				
BACK 5			440	560			70		X		X
BACK 6			440	560			70			X	
BACK 7			440	560			70		X	X	X
BACK 8 MESH			440	590			70		X		
BACK 9 MESH			440	590					X	X	
ARMREST HARD 2D							100	80			
ARMREST SOFT 3D±15						60	100	155			
ARMREST 3D 360						60	100	155			
ARMREST 3D 360 ALU						60	100	155			



2D



3D±15°



3D 360°



3D 360° ALU



Conference



Conference ALU



Fabric



Leather



Mesh

# Still meeting

## MEETING ROOM CHAIR

Design Antti Olin

Still Meeting is an excellent choice for conference rooms and workstations thanks to its lightness and easy movability. The clear-lined mesh seat, simplified design and graceful armrests give the chair a streamlined appearance.

Non-locking mechanism, adjustment range +1 to -9 degrees. The chair has semi-soft lockable casters and height adjustment with gas spring.

### Materials and finishing

**Frame:** Black or grey white

**Cross base:** Plastic or polished aluminium

Plastic colors: black or grey white

**Mesh:** black

### Dimensions

Width	595 mm
Depth	595 mm
Height	1015 mm
Sitting height	370-500mm
Weight	8,5kg





Still

**ISKU**  
Since 1928





Still

**ISKU**  
Since 1928





Still

**ISKU**  
Since 1928





Still

**ISKU**  
Since 1928





Still meeting

ISKU  
Since 1928