


ISKU

Product card

14/06/2022

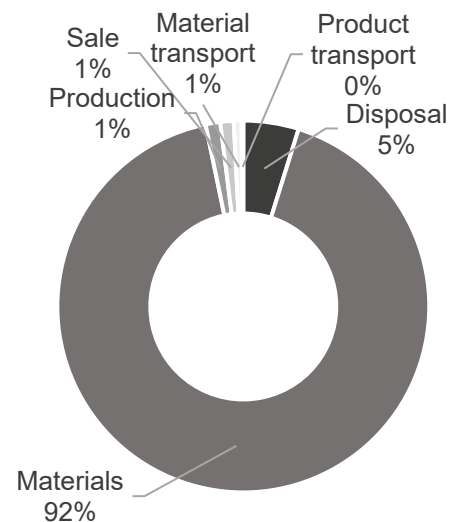
ISKU

Product name:	Big Hug with metal legs
Product type:	Chair
Item number:	204230
Total emissions (Cradle-to-Gate):	163.8 kg CO ₂ e
Total emissions (Cradle-to-Grave):	174.5 kg CO ₂ e



Distribution of emissions

Total emissions 174.5 kg CO₂e



Fabric used in the calculation: **Rami** (80% wool, 20% ramie) **106.02 kg CO₂e**

Alternative fabrics:

Coda (90% wool, 10% nylon) **115.87 kg CO₂e**

Recycling Instructions

ISKU has designed the product so that the metal parts of the product can be easily removed and recycled in metal collection. Packaging materials (cardboard and plastic) are recycled in cardboard and plastic collection. The rest of the product is assumed to go into mixed waste.

The calculation has been carried out according to ISO 14067 by Green Carbon.



* The emissions of alternative fabrics have been estimated based on the weight of the fabric used in the calculation. In reality, the weight of the alternative fabric may be different, which affects the actual emissions. However, this assessment provides guidance in the comparison between fabric materials.


ISKU

Product card

26/04/2022

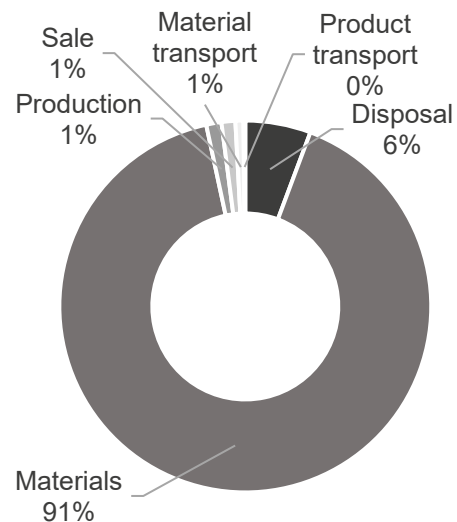
ISKU

Product name:	Big Hug (with wooden legs)
Product type:	Chair
Item number:	233593
Total emissions (Cradle-to-Gate):	161.4 kg CO ₂ e
Total emissions (Cradle-to-Grave):	173.6 kg CO ₂ e



Distribution of emissions

Total emissions 173.6 kg CO₂e



Fabric used in the calculation: **Rami** (80% wool, 20% ramie) **106.02 kg CO₂e**

Alternative fabrics:

Coda (90% wool, 10% nylon) **115.87 kg CO₂e**

Recycling Instructions

ISKU has designed the product so that the metal parts of the product can be easily removed and recycled in metal collection. Packaging materials (cardboard and plastic) are recycled in cardboard and plastic collection. The rest of the product is assumed to go into mixed waste.

The calculation has been carried out according to ISO 14067 by Green Carbon.



* The emissions of alternative fabrics have been estimated based on the weight of the fabric used in the calculation. In reality, the weight of the alternative fabric may be different, which affects the actual emissions. However, this assessment provides guidance in the comparison between fabric materials.