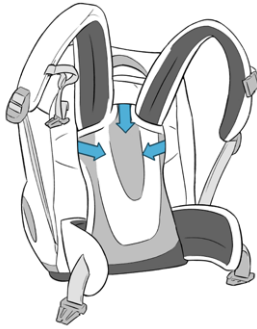


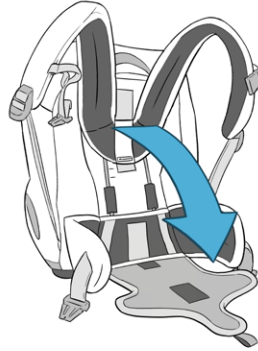
INSPIRED BY MOUNTAINEERING – DESIGNED FOR SCHOOL

# Fitting Instructions



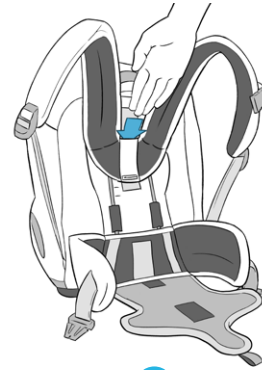
1

Loosen the Velcro.



2

Swing open the back padding.



3

Loosen the shoulder straps from the back and adjust according to height.



4

Close and tighten the hip belt



5

Tighten the shoulder straps.



6

Close the chest strap – the straps remain on the shoulders and do not slip.



7

The adjustment straps on the shoulder straps control the position of the ergobag on the back:  
The backpack fits snugly



**The ergobag school bags can be adjusted to the individual height of each child.**