



# Multimec LF 100



Normet reserves the right to change  
this specification without further notice

Pictures may include options and additional equipment.

## INTRODUCTION

**Normet Multimec** system provides an innovative, multipurpose solution for logistics at mines and tunnel construction sites, allowing the operator to perform several jobs with just one machine


**Multimec LF 100** has a maximum payload of ten tonnes respectively. Multimec system consists of a series of cassette, each for a different purpose. With hydraulic operated cassette manipulator changing the cassette takes only couple of minutes.



### POWER TRAIN

L-series units have powerful 6-cylinder liquid cooled turbo-charged 185 kW Volvo Penta engine. Available emission standards are Tier 3 / Stage IIIA and Stage V that provide clean and efficient operation.

Machine is equipped with Dana hydrodynamic transmission and planetary type axles which have hydraulically powered dual-circuit oil immersed multidisc service brakes. Moreover, axles have spring applied hydraulically released fail-safe -type parking/safety brake.



### SAFETY AND USABILITY

Vehicle has an front axle suspension system, which improve safety, driving comfort and increases component lifetime.

Normet's FOPS and ROPS approved safety cabin provides superior visibility and comfortable compartment for the driver and the passenger. Cabin controls are easy and ergonomic to use, and the multifunctional display (MID) provides driving information (speed, RPM, temperatures, safety warnings & alarms etc.), which can be recorded for further analysis. Enclosed cabin provides low noise level ensuring safe and comfortable driving.

Normet reserves the right to change this specification without further notice



Electric system is designed for harsh underground environment. System consists of self-extinguishing wire harnesses with tinned wires, water tight conduits and all exposed components are minimum IP65 protection class. In addition, vehicle layout allows easy access to all service points, all daily checks can be done from the ground level.



Pictures may include options and additional equipment.

# TECHNICAL SPECIFICATION

## CASSETTE HANDLER

Carrying capacity 10 000 kg

## ENGINE AND TRANSMISSION

- **Volvo Penta TAD851VE, 185 kW/2200 rpm, with engine brake, Tier 3 / Stage IIIA approved**

Fuel tank capacity: 280 l

**Dana T14 series powershift transmission with lock-up**

4 speeds forward and 3 reverse

4-wheel drive

Gear selector:

- Manual
- Automatic
- **Volvo Penta TAD881VE, 185 kW/2200 rpm, with engine brake, Stage V approved**

Requires diesel exhaust fluid (DEF) and Ultra-low sulphur diesel (ULSD)

Diesel particulate filter (DPF)

Selective catalytic reduction (SCR)

Fuel tank capacity: 280 l

DEF tank capacity: 25 l

**Dana T14 series powershift transmission with lock-up**

4 speeds forward and 3 reverse

4-wheel drive

Gear selector:

- Manual
- Automatic

## PERFORMANCE

Tramming speed (horizontal) 24 km/h

Lateral gradient for tramming (continuous) 4°

Longitudinal gradient for tramming (continuous) 9°

Depending of machine configuration, lateral and longitudinal tramming gradient can temporarily be higher.

## AXLES AND BRAKES

Load end axle:

Dana 113 series fixed

Engine end axle:

Dana 113 series

Hydro-pneumatic suspension and +/- 7° oscillation

Service brake: hydraulically powered dual-circuit oil immersed multidisc brakes in both axles

Safety/Parking brake: spring applied hydraulically released fail-safe -type brake

Brake testing possible from cabin

## TYRES AND RIMS

Tyres:

- Nokian Tyres 12.00–20"
- Bridgestone 12.00–20"

Rims:

- Standard rims
- NDT inspected rims

## STEERING

Orbitrol type hydraulic frame steering

Frame articulation +/- 40°

## HYDRAULIC SYSTEM

Variable displacement pump system:

190 bar, 135 l/min at 2200 rpm

Hydraulic oil tank capacity 180 l

## 24 VDC ELECTRICAL SYSTEM

LED driving and indicator lights

LED work lights

LED side lights

Warning LED light:

Color

- Amber
- Blue
- Red
- Green (n/a with rotating light pattern)
- White (n/a with rotating light pattern)

Light pattern

- Strobe
- Rotating

## DRIVER'S COMPARTMENT

### Cabin type:

- Open cabin FOPS/ROPS approved
- Enclosed cabin FOPS/ROPS approved

### Driver's seat and seat belt:

- Air suspended T-back seat with 3-point seat belt
- Air suspended heavy duty seat with 3-point seat belt

### Cabin door interlock switches with safety brake application

### Passenger's seat:

- T-back seat with 3-point seat belt
- Heavy duty seat with 3-point seat belt
- 2 person seat with fixed lap seat belts (n/a with side facing pedals)

### Throttle and brake pedal layout:

- Front facing pedals
- Front and side facing pedals with seat swivel

## MACHINE CONNECTIVITY

- Machine connectivity hardware (WLAN/3G/4G/LTE)
- Data lifetime license (Include connectivity hardware)
- Analytics lifetime license (Include connectivity hardware and data lifetime license)

## TECHNICAL DOCUMENTATION

### Standard documents:

#### Instruction manuals, hard copy 2 pcs:

- English
- Russian
- One of destination EU languages

#### Spare parts manuals, hard copy 2 pcs:

- English
- Russian

#### PDF manuals on USB-stick 2 pcs, includes instruction and spare parts manuals

### Additional documentation:

- Extra hard copies of manuals
- Extra PDF manuals
- LinkOne WebView electronic manuals
- Other than standard language manuals

## OTHER

### Powder extinguisher:

- 6 kg
- 12 kg
- Ansul Sentry

### Number of extinguishers:

- 1
- 2

### Painting and taping:

- Standard painting and taping
- Painting and taping according to customer specifications

### Text labels in:

- En/Ru/One of destination EU-languages
- Other language

### Measurements:

- Noise
- Vibration
- Emissions

## ACCESSORIES

### PROCESS PRODUCTIVITY

- Hydraulics for mixer cassettes
- 0.4 m<sup>3</sup>/min compressor with hose reel, air tank and tyre filling pistol
- Hydraulic front support legs
- Pressure washer with 230 l tank on cabin roof (increases cabin height by 250 mm)

### CARRIER PRODUCTIVITY

- Accessories for open cabin:
  - Two-piece windscreen with wipers
    - Windshield with wipers
  - Protective grids
- Accessories for enclosed cabin:
  - Two-piece windscreen
  - Sliding rear window
  - Audio system
  - Air conditioning with heating
  - Heated mirrors
- 12 V, 20 A power supply in cabin with socket and connector
- Auto engine shutdown during idling
- Engine shutdown delay
- Inlet plug for jump start
- Block heater with interior heater and battery charger 230 V (Interior heater available with enclosed cabin)
- Block heater with interior heater, battery charger, hydraulic oil and filter heaters 400 V (Interior heater available with enclosed cabin)
- Fuel operated pre-heater
- Fast fuel filling system
- Hand pump for filling of hydraulic tank
- Fluid evacuation panel with sampling points
- Automatic lubrication system
- Reversing camera
  - 1 camera, 1 display
  - 4 cameras, 4 displays
  - 5 cameras, 2 display. OACR/VCR system recording device with 72 h memory (4 recorded cameras)
- Spare rim and tyre
- Toolbox and maintenance tools
- Interior cooling fan
- Wax tape for electric connectors



**SAFETY**

- Cabin door puddle lights
- Extra warning LED light
  - Color
    - Amber
    - Blue
    - Red
    - Green (n/a with rotating light pattern)
    - White (n/a with rotating light pattern)
  - Light pattern
    - Strobe
    - Rotating
- Direction lights (left/right)
  - Green / Red
  - Red / Green
- Extra service warning LED light
  - Color
    - Amber
    - Blue
    - Red
    - Green (n/a with rotating light pattern)
    - White (n/a with rotating light pattern)
  - Light pattern
    - Strobe
    - Rotating
- Seat belt interlock switch applies safety brake
- Fire extinguisher system
  - Dry chemical
    - Ansul A-101
      - Manual
        - Automatic, Checkfire 110
  - Liquid agent
    - Ansul LVS
      - Manual
        - Automatic, Checkfire 110
- Gear lockout:
  - Forward:
    - Highest gear locked out
    - 2 highest gears locked out
  - Reverse:
    - Highest gear locked out
    - 2 highest gears locked out
- Engine end safety rails and ladder
- Front and rear grounding straps
  - Flat cable
  - Chain

- Pump for brake release
  - Electric pump
  - Hand pump
- Redundant brake monitoring system
- Methane monitoring system
- Protection guards for tunnel curtains
- Tyre pressure indicators
- Warning triangles
- Flashlight with charger
- Hearing protectors
- Wheel chocks with brackets
- Service isolator for starter

## SERVICES

### NORMET SERVICES

Our services cover the whole life cycle of your equipment. They include start-up and commissioning, genuine spare parts, upgrades & modifications, and remanufacturing, as well as rental and leasing offerings, and field services. We also offer improvement services such as operator training and process audits.

### SPARE PARTS

Genuine parts from Normet Services ensure that you always have the highest quality parts available to keep your equipment up and running. Depending on your needs, we can offer everything from individual parts to complete parts contracts, and our professionals around the world have the experience to ensure that you have the parts you need when you need them.

#### Initial spare parts package:

Available for 1000h of use\*. Includes periodical service, most common wearing parts and most critical safety parts.

#### Spare parts packages made for customer needs:

Available based on hours of use\*. Includes periodical service, most common wearing parts and most critical safety parts.

\* Recommendations are based on average hours – can vary a lot depending on work site conditions.

### UPGRADES AND MODIFICATIONS

Our Upgrades and Modifications services are designed to ensure the economical, efficient and purposeful performance of your equipment over its entire life cycle. A service provided by a reliable OEM like Normet ensures the safety and performance of your equipment. Normet Upgrades and Modifications save you both time and money, while delivering the high quality you expect from us.

### SERVICE CONTRACTS



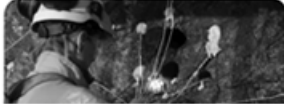

With a service agreement, Normet manages your fleet with guaranteed availability and agreed costs, giving you transparency for your life cycle costs, annual operational budget and fleet uptime. This lets you focus on your core operations. Each service agreement is built and customized to meet the individual customer's needs from our portfolio of services. Depending on the level of service agreement you need, you can choose anything from basic technical support for an individual machine all the way up to services for your entire fleet, as well as process performance. The service levels we offer are:

- Parts Availability
- Fleet Support
- Fleet Availability
- Process Performance

The content of a service level can be tailored to meet your particular requirements.

### TRAINING SERVICE

Our Training Services are available for you and your operators throughout the equipment lifecycle and they include:

				
	Operation & Maintenance	Spraying	Charging	Scaling
ADVANCED	Advanced fault diagnostics & troubleshooting	Concrete chemicals, testing and preparing for EFNARC-certificate test	-	-
INTERMEDIATE	Troubleshooting training Foundations of electrics, hydraulics and mechanics NorSmart	Advanced training in concrete spraying Economics of concrete spraying	Advanced training in explosives Economics of charging	Advanced training in scaling Economics of scaling
BASIC	Operation and Maintenance Training Basic Product Training	Basic understanding of concrete spraying	Basic understanding of charging	Basic understanding of scaling
LEVEL	SERVICE	PROCESS KNOWLEDGE		

# START-UP AND COMMISSIONING

## 1. OPERATOR TRAINING

	Start-up training	Commissioning
<b>1.1 Classroom training</b>		
General introduction and operation of machine	Basic	No classroom training included in commissioning
Safety instructions	Basic	
Use of manuals	Basic	
Technical introduction of equipment	Basic	
Hands-on service and pre-operation checks	Basic	
Controls and driving (starting, driving, stopping, parking)	Basic	
<b>1.2 Practical training</b>		
Pre-operation checks	Basic	Introduction
Driving, starting, stopping, parking	Basic	Introduction
Preparing the machine for specific operation conditions	Basic	Not covered
Operation	Basic	Introduction
Washing the machine	Basic	Introduction
Troubleshooting	Basic	Basic

## 2. MAINTENANCE AND REPAIR TRAINING

General operation of machines	Basic	Introduction
Symbols of drawings and codes	Basic	Not covered
Understanding hydraulic and electric schematics	Basic	Introduction
Control systems	Basic	Introduction
Function of main components (depending on equipment)	Basic	Introduction
Locations of components in the machine	Basic	Not covered
Periodical maintenance	Basic	Introduction
Troubleshooting	Basic	Not covered
Use of manuals	Basic	Introduction
Connection of hydraulic and electrical equipment	Basic	Not covered

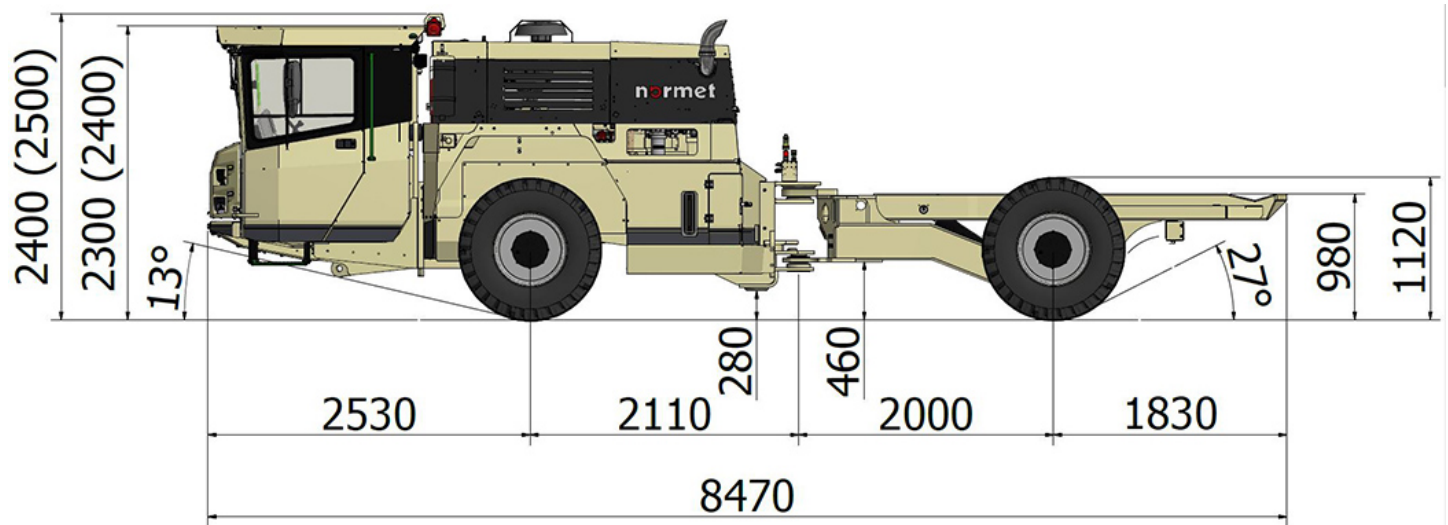


## DIMENSIONS

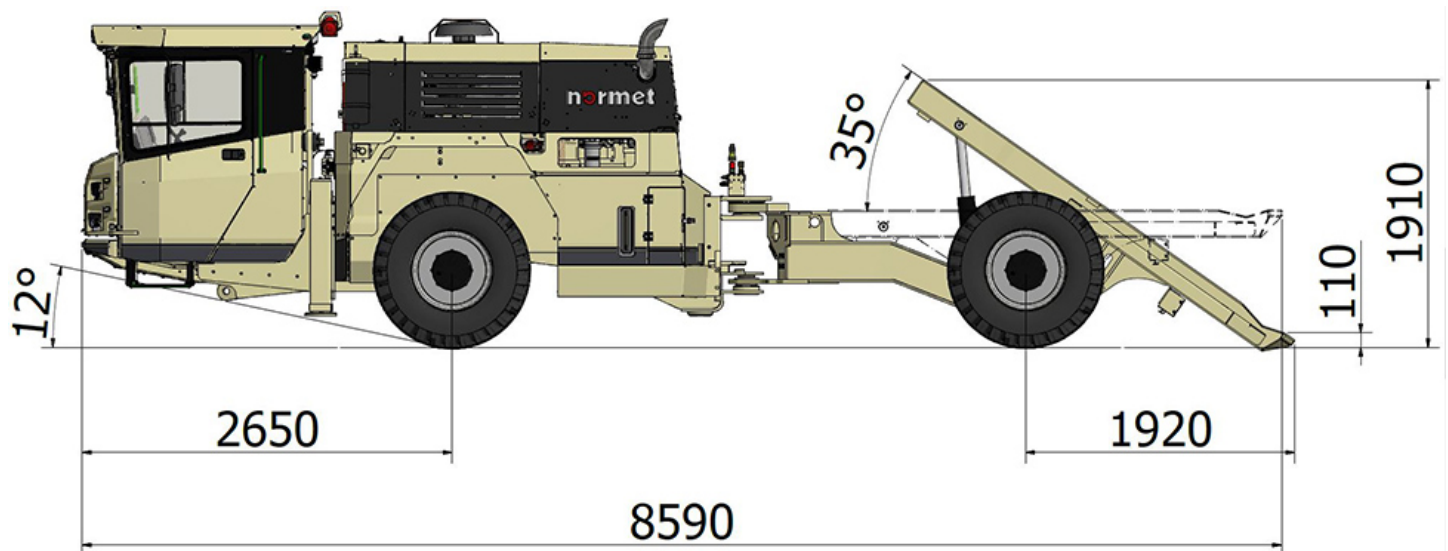
Length	8470 mm	Track	1930 mm
Width	2290 mm	Ground clearance as shown	280 mm
Height	2400 mm	Turning radius outer	6990 mm
Height of cabin	2400 mm	Turning radius inner	4510 mm
Wheel base	4110 mm		

### SIDE VIEW – BASIC MACHINE

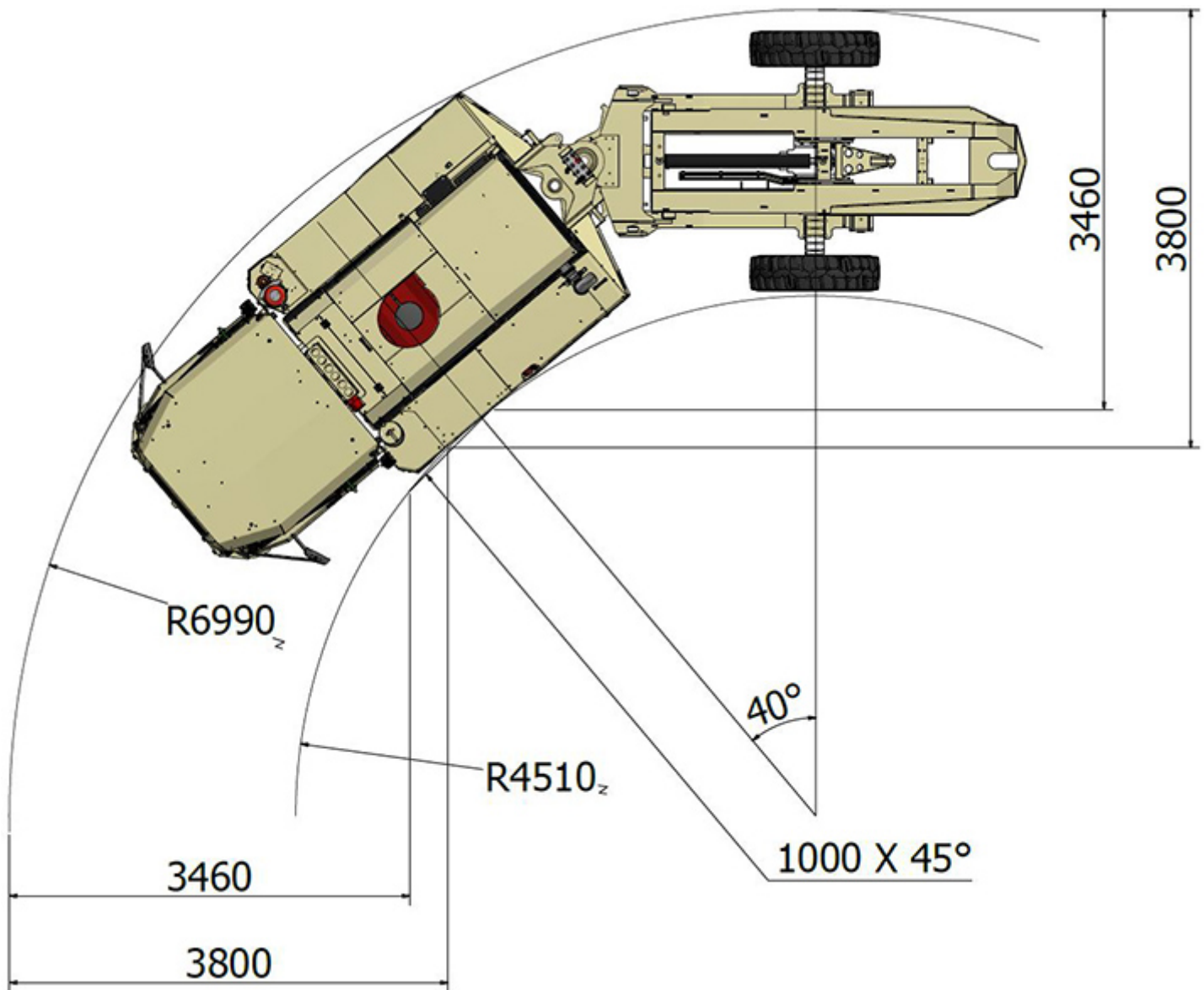
Dimensions in ( ) apply when the cabin is installed in the upper position.



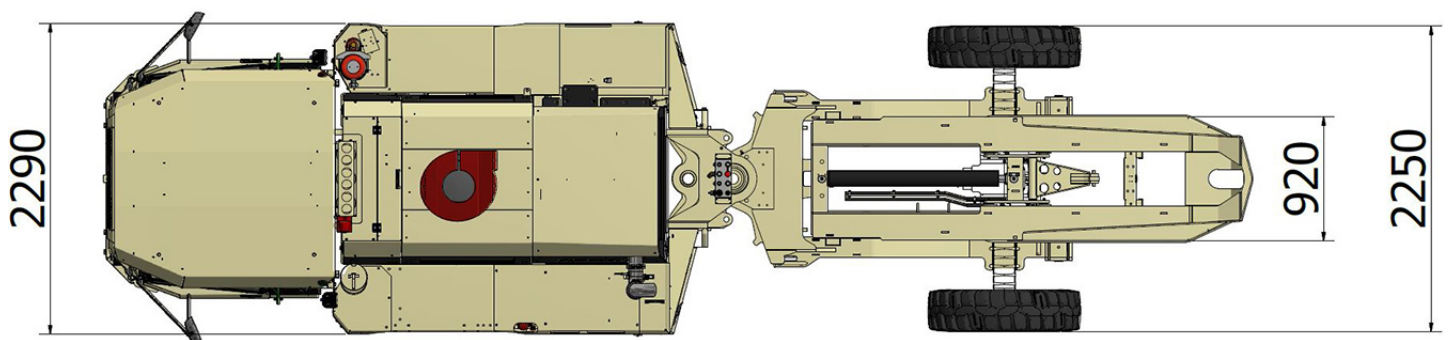
### SIDE VIEW – MACHINE WITH OPTIONS



## TURNING RADIUS



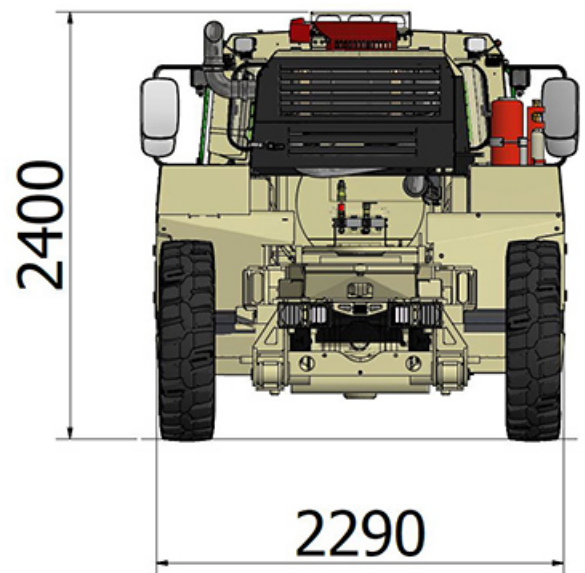
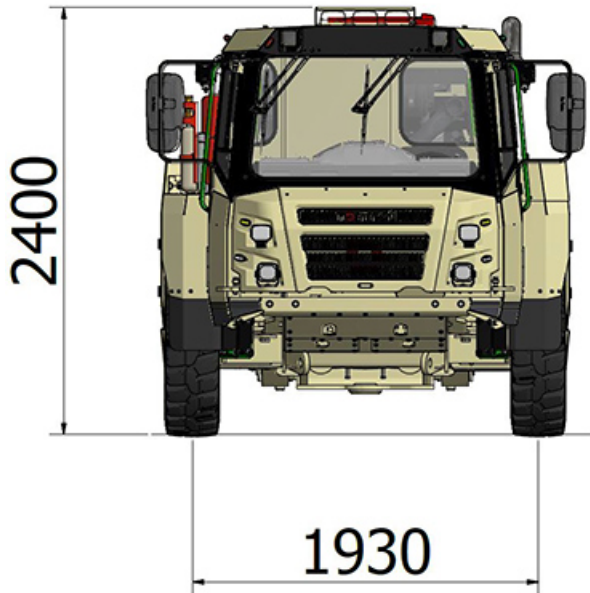
## TOP VIEW



Normet reserves the right to change this specification without further notice

Pictures may include options and additional equipment.

## FRONT AND BACK VIEWS



## TRACTIVE EFFORTS


### OPERATING WEIGHT

Empty	11 000 kg
Fully loaded	21 000 kg

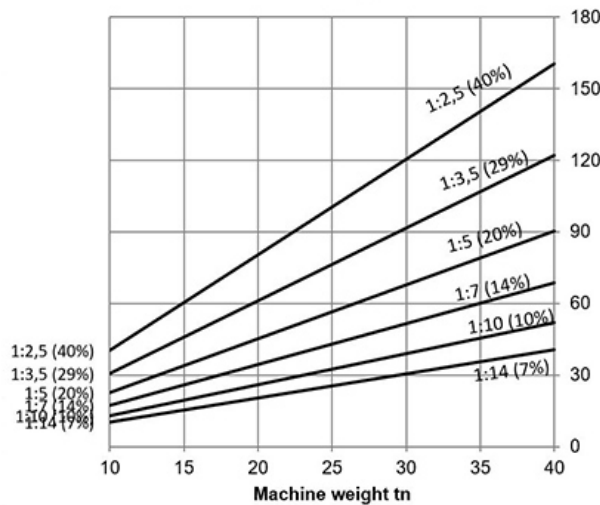
### VOLVO PENTA D851/881 185 KW

Performance curve with turbine lock-up DOC059933

#### Conversion chart



#### Gradeability kN



#### Tractive effort kN

