



Spraymec MF 050 DV

INTRODUCTION

Spraymec is a self-propelled, mobile concrete sprayer for modern mines with small and medium-sized tunnel profiles. The robust mining carrier is equipped with a proven and very agile spray manipulator and a concrete spraying pump with a capacity of up to 19 m³/h with diesel operation and 27 m³/h with electric operation.



DOSING SYSTEM AND CONCRETE PUMP

The integrated closed-loop control system monitors the dosage of the liquid accelerators as well as the concrete pump. This provides a very precise dosage of the accelerator as well as the automatic synchronization of the output of the dosing and concrete pump.

As an alternative to the positive cavity pump, the dosing system can be equipped with a low-pulsation peristaltic pump and an additional display in the driver's cab.

A special hydraulic system is available as an option, in which the concrete delivery cylinders can be controlled independently of each other, thus reducing the pulsation of the concrete delivery to an absolute minimum.

DRIVERS CAB

The spacious driver cab offers ergonomic comfortable driving and the possibility to carry out the spraying safely. An LCD multi-information display on the dashboard provides centralized information on the most important operation parameters.



RELIABLE CONTROL SYSTEM AND ELECTRICS

The spray manipulator is controlled by cable or radio remote control.

All exposed control components are IP65 rated, and the industrial-grade CAN bus system allows effortless troubleshooting.

The well-dimensioned lights on the carrier vehicle and the spray boom provide a good view both while driving and during the spraying operation.

FOCUS ON EASY MAINTENANCE

A special focus has been given to easy access to the maintenance elements and the arrangement of the individual components. The central arrangement of the lubrication points for the carrier vehicle reduces daily maintenance work and ensures that no lubrication point is forgotten, thus avoiding costly repairs.



TECHNICAL SPECIFICATION

SPRAY BOOM

SPRAY BOOM SB 500 B

Selectable vertical tracking of the upper boom telescope to keep the spraying distance constant.

Nozzle nutation for better distribution of the spray material and surface quality

Outer surface boom washing

Boom working range:

| | |
|-------------------------------------|-------|
| Lateral | 8.0 m |
| Vertical max. | 9.5 m |
| Vertical with upper boom horizontal | 5.3 m |
| Nozzle head rotation | 420° |
| Nozzle tilting | 105° |

Spraying nozzle:

- Fixed nozzle head
- Rotating nozzle head (nozzle nutation 5°)

Manual lubrication system for carrier and spray boom (n/a for nozzle head)

CONCRETE PUMP AND DOSING SYSTEM

CONCRETE PUMP NSP 30

Low-wear and low-maintenance double piston pump specially designed for low-pulsation concrete pumping.

Reversing function for concrete pressure relief in case of over-pressure and automatic switching off of the nozzle air supply.

| | |
|---------------|--|
| Pump capacity | with diesel drive 3 - 19 m ³ /h |
| | with electric drive 3 - 27 m ³ /h |

| | |
|--------------------------------------|------------|
| Pumping cylinder diameter and stroke | 200/600 mm |
|--------------------------------------|------------|

| | |
|------------------------|--------|
| Pumping pressure, max. | 51 bar |
|------------------------|--------|

| | |
|--------------------------------|---------|
| Feeding hopper 300 l at height | 1250 mm |
|--------------------------------|---------|

The high pumping pressure enables the conveying of stiff concrete.

PI control loop for constant concrete delivery even when the rheology of the concrete is changing.

The pump is capable of conveying concrete with an aggregate size of 16 mm (including crushed material) and all types of structural fibres up to a length of 60 mm.

Hydraulically driven agitator in hopper.

Manual lubrication system for concrete pump

Advanced control system (hydraulic and electrical) ensure low-pulsation concrete flow.

- Nordoser XEM, Hydraulic pilot control system for the concrete pump with screw pump
- Nordoser XEP, Hydraulic pilot control system for the concrete pump with peristaltic pump
- Nordoser XIM, Electrical control system for the concrete pump with low pulsation pumping feature and screw pump
- Nordoser XIP, Electrical control system for the concrete pump with low pulsation pumping feature, linear sensor & peristaltic pump

Vibrator with electric drive 24 VDC

The performance of the pump, including the maximum pumping capacity, are based on a theoretical filling rate of 100%.

DOSING SYSTEM FOR ACCELERATOR NORDOSER

Hydraulically driven dosing pump with electric control

| | |
|-----------------------|----------------------------------|
| Max. pumping pressure | 12 bar |
| Dosing rate | 0.6...16 l/min (36 - 960 l/h) |

The accelerator dosage and concrete delivery rate are fully synchronized and can be adjusted from the remote control and from the driver's compartment.

Accelerator tank

- 600 l
- 800 l

Accelerator filling point on the side of the machine

CONCRETE LINE

Concrete line assembly side

- Left hand side
- Right hand side

Concrete output pipes

- Reduction from 5" to 3" including HD couplings
- Victaulic output flange, pipes not included, must be sourced and installed locally

Concrete hose diameter

- 65 mm (2½")
 - Standard couplings
 - HD couplings
- 50 mm (2") with HD couplings

Concrete hoses

- Included
- Not included, must be sourced and installed locally

Concrete output pipes

- Included
- Not included, must be sourced and installed locally

ELECTRICAL SYSTEM

Mains supply voltage:

- 50 Hz
 - 380 V (IEC)
 - 400 V (IEC)
 - 415 V (IEC)
 - 525 V (IEC)
 - 690 V (IEC)
 - 1000 (IEC)
 - 1000 V (AS/NZS)
- 60 Hz
 - 440 V (UL/CSA)
 - 440 V (IEC)
 - 480 V, (460 V) (UL/CSA)
 - 600 V, (575 V) (UL/CSA)
 - 1000 V (UL/CSA)

Robust and abrasion-resistant mains voltage supply cable with PUR outer sheath:

- With supply cable (excluding plug)
- Without supply cable (must be sourced and installed locally)

Hydraulically driven cable reel:

- Slipping with pilot contact
- Slipping without pilot contact

Hydraulic power pack 55 kW

| Cable reel capacity: | |
|----------------------|------------------------------|
| Voltage / Frequency | Cable |
| 380 V / 50 Hz | 130 m 3 x 50 mm ² |
| 400 V / 50 Hz | 130 m 3 x 50 mm ² |
| 415 V / 50 Hz | 130 m 3 x 50 mm ² |
| 440 V / 60 Hz | 130 m 3 x 50 mm ² |
| 480 V / 60 Hz | |
| 525 V / 50 Hz | 130 m 3 x 50 mm ² |
| 600 V / 60 Hz | |
| 690 V / 50 Hz | 130 m 3 x 50 mm ² |
| 1000 V / 50 Hz | 150 m 3 x 25 mm ² |
| 1000 V / 60 Hz | |

| Cable reel capacity: | | |
|----------------------|----------------|---------------------|
| Cable size | Outer diameter | Max. length in reel |
| 3x25+3G6+2x1x1.5 | 25,0 | 150 m |
| 3x35+3G6+2x1x1.5 | 28,0 | 150 m |
| 3x50+3G10+2x1x1.5 | 32,0 | 130 m |
| 3x70+3G16+2x1x1.5 | 37,0 | 100 m |
| 3x95+3G16+2x1x1.5 | 42,0 | 100 m |

Normet reserves the right to change this specification without further notice

Socket's (2 pcs) supply voltage: 230 V (no UL or AS/NZS approval)

Since not all socket types, voltage levels, pilot wire and high voltage lightning are available in every country, they must be checked on a case-by-case basis.

ENGINE AND TRANSMISSION

- **Deutz TCD 2013 L4, 120 kW/2300 rpm, Tier 3 / Stage IIIA approved**

Exhaust system for Deutz engine:

- Catalytic exhaust gas purifier and muffler
- Diesel particulate filter (DPF)

Fuel tank capacity 220 l

Dana 24000 series powershift transmission

3 speeds forward and reverse

4-wheel drive

Manual gear selector

- **Mercedes-Benz OM 904 LA, 110 kW/2200 rpm, with engine & exhaust brakes, Tier 3 / Stage IIIA approved**

Exhaust system for MB engine:

- Catalytic exhaust gas purifier and muffler
- Diesel particulate filter (DPF)

Fuel tank capacity 220 l

Dana 24000 series powershift transmission with lock-up

3 speeds forward and reverse

4-wheel drive

Gear selector:

- Manual
- Automatic

- **Cummins B4.5, 121 kW/2500 rpm with exhaust brake, Stage V approved**

Requires diesel exhaust fluid (DEF) and ultra-low sulphur diesel (ULSD)

Selective catalytic reduction (SCR)

Diesel particulate filter (DPF)

DEF tank capacity: 19 l

Fuel tank capacity: 105 l

Dana 24000 series powershift transmission with lock-up

3 speeds forward and reverse

4-wheel drive

Gear selector:

- Manual
- Automatic

Pictures may include options and additional equipment.

PERFORMANCE

Tramming speed (horizontal):

| | |
|---------------|---------|
| Deutz | 26 km/h |
| Mercedes-Benz | 28 km/h |
| Cummins | 28 km/h |

| | |
|---|----|
| Lateral gradient for tramming (continuous) | 4° |
| Longitudinal gradient for tramming (continuous) | 9° |
| Lateral gradient for operation | 4° |

Depending of machine configuration, lateral and longitudinal tramming gradient can temporarily be higher.

CONTROL SYSTEM

Modern NorSmart control and diagnostic system with separate process display on the front of the machine to control:

- Spray boom
- Concrete pump
- Accelerator dosing system
- Carrier functions
- Safety elements
- Fault diagnostics
- Data logging

AXLES AND BRAKES

Load end axle:
Dana 123 series fixed

Engine end axle:
Dana 123 series

- +/- 8° oscillation and hydraulic lock
- Hydro-pneumatic suspension and +/- 8° oscillation

Service brake: hydraulically powered dual-circuit oil immersed multidisc brakes in both axles

Safety/Parking brake: spring applied hydraulically released fail-safe -type brake

TYRES AND RIMS

Tyres:

- Nokian Tyres 12.00–20"
- Bridgestone 12.00–20"

Rims:

- Standard rims
- NDT inspected rims

STEERING

Orbitrol type hydraulic frame steering

Frame articulation +/- 40°

HYDRAULIC SYSTEM

Diesel powered hydraulic pumps

Variable displacement pump for carrier and sprayboom

Variable displacement pump for concrete pump

Fixed displacement gear pump for agitator and dosing system

Electric power pack 55 kW, 50/60 Hz with hydraulic pumps

Variable displacement pump for sprayboom

Variable displacement pump for concrete pump

Fixed displacement gear pump for agitator and dosing system

Oil tank capacity 400 l

Return oil filtration 10 µm

Oil level and return filter contamination indicator

Oil cooler for concrete and spray boom circuit

Mineral hydraulic oil

REMOTE CONTROL SYSTEM

Wired remote control:

- 10 m cable control with 2 joysticks
- 10 m cable control with 2 joysticks, tilt switch 22,5° included

Number of wired remote controls:

- 1
- 2

The following machine components can be controlled by radio remote control:

- Accelerator dosing rate
- Accelerator pump ON/OFF
- Concrete pump output
- Concrete pump ON/OFF/REVERSE
- Compressed air supply to spray nozzle ON/OFF
- Nozzle quick wash ON/OFF
- Wall washing ON/OFF
- Vertical levelling of the upper boom telescope ON/OFF
- Automatic second telescope IN/OUT and ON/OFF
- Nozzle nutation ON/OFF

MACHINE WASHING

Water circuit with online strainer of 180 µm.

Hydraulically driven pressure washer with hose reel:

| | |
|----------------------|----------|
| Water pressure, max. | 180 bar |
| Water flow, max. | 30 l/min |
| Hose length | 20 m |

WATER AND COMPRESSED AIR HOSE REELS COMBINATIONS

| Water reel | Man. driven | Man. driven | Hyd. driven | Man. driven | Hyd. driven | n/a |
|------------|-------------|-------------|-------------|-------------|-------------|-------------|
| Air reel | Man. driven | Hyd. driven | Hyd. driven | n/a | n/a | Ext. supply |
| LF 050 DC | | | | X | X | X |
| LF 050 DV | | X | X | | | |
| LF 050 VC | | | | X | X | X |
| MF 050 D | X | X | X | | | |
| MF 050 DV | | X | X | | | |
| MF 050 VC | | | | X | X | X |
| SF 050 D | X | | | | | |
| SF 050 DV | X | | | | | |

24 VDC ELECTRICAL SYSTEM

- ### WATER HOSE REEL
- Manually operated reel
Hose ID 1", length on the reel 40 m, effective length about 35 m*
 - Hydraulically operated reel
 - Hose ID 1", length on the reel 60 m, effective length about 55 m*
 - Hose ID 1 ¼", length on the reel 80 m, effective length about 75 m*
 - Hose ID 1 ¼", length on the reel 120 m, effective length about 115 m* (NOTE! Requires manual guiding during winding so that the entire hose fits on the reel)

*The effective length vary depending on machine model

Before select the hose reel combination please check the options on the table below

Main switch:

- Mechanical switch in battery box
- Electric switch with control in cabin and service switch in battery box
- Electric switch with control in cabin, start isolator and service switch in battery box

LED driving and indicator lights

LED work lights on cabin roof (4 pcs)

LED work and reversing lights
(6 pcs on enclosed cabin and 4 pcs on open cabin)

LED work light on hopper (1 pcs)

LED side lights (left/right):

- White / White
- Green / Red
- Red / Green

Warning LED light:

Color

- Amber
- Blue
- Red
- Green (n/a with rotating light pattern)
- White (n/a with rotating light pattern)

Light pattern

- Strobe
- Rotating

COMPRESSED AIR HOSE REEL

Hydraulically operated reel

- Hose ID 1 ½", length on the reel 60 m, effective length about 55 m*
- Hose ID 1 ¼", length on the reel 80 m, effective length about 75 m*
- Hose ID 1 ¼", length on the reel 120 m, effective length about 115 m* (NOTE! Requires manual guiding during winding so that the entire hose fits on the reel)

*The effective length vary depending on machine model

Before select the hose reel combination please check the options on the table below

DRIVER'S COMPARTMENT

Driver's seat and seat belt:

Open cabin FOPS/ROPS approved:

- Air suspended T-back seat
 - 3" retractable lap seat belt with safety switch
 - Fixed lap seat belt
- Air suspended seat
 - 3" retractable lap seat belt with safety switch
 - Fixed lap seat belt

Enclosed cabin FOPS/ROPS approved with spraying control in cabin:

- Mechanical suspended seat
 - 3" retractable lap seat belt with safety switch
 - Fixed lap seat belt
- Air suspended seat
 - 3-point seat belt
 - 3" retractable lap seat belt with safety switch
 - Fixed lap seat belt

Seat belt safety interlock for driver (with 3" seat belt):

- Warning indicator in display
- Safety brake application

Cabin door interlock switch with safety brake application

Front and side throttle and brake pedals with seat swivel

Gear lever side:

- On right side of the steering wheel
- On left side of the steering wheel

Water jet for boot washing

Windscreen and rear window washing

Puddle lights under door steps, on the side of the cabin (n/a with open cabin)

MACHINE CONNECTIVITY

- Machine connectivity hardware (WLAN/3G/4G/LTE)
- Data lifetime license (Include connectivity hardware)
- Analytics lifetime license (Include connectivity hardware and data lifetime license)

TECHNICAL DOCUMENTATION

Standard documents:

Instruction manuals, hard copy 2 pcs:

- English
- Russian
- One of destination EU languages

Spare parts manuals, hard copy 2 pcs:

- English
- Russian

PDF manuals on USB-stick 2 pcs, includes instruction and spare parts manuals

Additional documentation:

- Extra hard copies of manuals
- Extra PDF manuals
- LinkOne WebView electronic manuals
- Other than standard language manuals

OTHER

Powder extinguisher:

- 6 kg
- 12 kg
- Ansul Sentry

Number of extinguishers:

- 1
- 2

Front and rear grounding straps:

- Flat cable
- Chain

Painting and taping:

- Standard painting and taping
- Painting and taping according to customer specifications

Text labels in:

- En/Ru/One of destination EU languages
- Other language

Measurements:

- Noise
- Vibration
- Emissions

Standard tool set:

Cleaning plug
Washing ball
Hitting tool for nozzle
Claw coupling
Hose clamp
Rubber hose 3/4", 4 m
Carabiner
Wrench for spraying nozzles
Hammer 800 g
Nozzle tip d45 mm plastic
Cone and special bolt for concrete piston assembly

ACCESSORIES

PROCESS PRODUCTIVITY

- Concrete thickness measurement system Normet SmartScan
- Extra display for the dosing system (Nordoser) in cabin
- Spraying condition monitoring system (ambient, concrete, accelerator temperature and air pressure)
- Automatic lubrication system for concrete pump
- Automatic lubrication system for carrier and spray boom (n/a for nozzle head)
- Automatic concrete line washing system including protective cover on hopper
- Electric heating element with mixer wheel for accelerator tank, 230 VAC (no UL approval, for 800 l tank only)
- Additional separator in suction line of accelerator
- Accelerator filling pump
Hydraulic driven filling pump 80 - 110 l/min, impeller type
- Bypass filter kit for oil circuit
 - Filter between pressure line and oil tank
 - Filter unit with electric pump (independent of oil pressure)
 - 110 V
 - 230 V
- Hydraulic oil diagnostic sensor
- Form oil system 24 VDC with hose reel:
- Tank capacity 30 l
- Hose length 13 m
- Working pressure 10 bar
- Wireless remote control with 2 joysticks and cable support
 - 419 MHz
 - 434 Mhz
 - 458 Mhz and tilt switch 22.5°
- Number of wireless remote controls:
 - 1
 - 2
- 3 x 100 W LED working lights on cabin roof (no UL -approval)
- Surface preparation
High-pressure water system for cleaning and pre-wetting of the spray area with water nozzle installed on the spray head:
 - 180 bar, 90 l/min, hydraulic motor drive for water pump (Speck), nozzle holder with 3 nozzles. With the selection of this option, the machine washing is carried out by this water pump.
 - 180 bar, 90 l/min, piston to piston type hydraulic water pump (Dynaset), nozzle holder with 3 nozzles
 - 460 bar, 50 l/min, piston to piston type hydraulic water pump (Dynaset), nozzle holder with 1 nozzle
- Electric winch (24 VDC) to lift the hopper grill
- Feeding hopper chute extension 80 l at height 1400 mm
- Hydraulically operated cable guide
- Additional inlet water filter
- Front support legs (mandatory if hydro-pneumatic suspension is selected)

CARRIER PRODUCTIVITY

- Accessories for open cabin:
 - Protective grids
- Accessories for enclosed cabin:
 - Audio system
 - Air conditioning with heating
 - Heated mirrors
- 12 V, 18 A power supply in cabin with socket and connector
- Deutch connector for 24 V, 10 A for external power supply
- Auto engine shutdown during idling
- Engine shutdown delay
- Inlet plug for jump start
- Block heater with interior heater and battery charger 230 V (Interior heater available with enclosed cabin)
- Block heater with interior heater, battery charger and filter heaters 400 V (Interior heater available with enclosed cabin)
- Fuel operated pre-heater
- Fast fuel filling system
- Pump for filling of hydraulic tank
 - Hand pump
 - Electric pump
- Fluid evacuation panel with sampling points
- Reversing camera
 - 1 camera, 1 display
 - 1 cameras, 1 display. OACR/VCR system recording device with 72 hour memory
 - 3 cameras, 2 displays. OACR/VCR system recording device with 72 hour memory
- Spare rim and tyre
- Toolbox and maintenance tools
- Interior cooling fan
- Wax tape for electric connectors

SAFETY

- Extra warning LED light (From the options below it is possible to choose 1-2 combinations)
 - Color
 - Amber
 - Blue
 - Red
 - Green (n/a with rotating light pattern)
 - White (n/a with rotating light pattern)
 - Light pattern
 - Strobe
 - Rotating
- Fire extinguisher system
 - Dry chemical
 - Ansul A-101
 - Manual
 - Automatic, Checkfire 110
 - Liquid agent
 - Fogmaker (Automatic)
- Highest gear locked out
- Pump for brake release
 - Electric pump
 - Hand pump
- Redundant brake monitoring system
- Hydraulic pressure monitoring kit
- Methane monitoring system
- Protection guards for tunnel curtains
- Tyre pressure indicators
- Additional wide angle mirrors (n/a with heated mirrors)
- Warning triangles
- Flashlight with charger (n/a with open cabin)
- Hearing protectors
- Wheel chocks with brackets

SERVICES

NORMET SERVICES

Our services cover the whole life cycle of your equipment. They include start-up and commissioning, genuine spare parts, upgrades & modifications, and remanufacturing, as well as rental and leasing offerings, and field services. We also offer improvement services such as operator training and process audits.

SPARE PARTS

Genuine parts from Normet Services ensure that you always have the highest quality parts available to keep your equipment up and running. Depending on your needs, we can offer everything from individual parts to complete parts contracts, and our professionals around the world have the experience to ensure that you have the parts you need when you need them.

Initial spare parts package:

Available for 1000h of use*. Includes periodical service, most common wearing parts and most critical safety parts.

Spare parts packages made for customer needs:

Available based on hours of use*. Includes periodical service, most common wearing parts and most critical safety parts.

* Recommendations are based on average hours – can vary a lot depending on work site conditions.

UPGRADES AND MODIFICATIONS

Our Upgrades and Modifications services are designed to ensure the economical, efficient and purposeful performance of your equipment over its entire life cycle. A service provided by a reliable OEM like Normet ensures the safety and performance of your equipment. Normet Upgrades and Modifications save you both time and money, while delivering the high quality you expect from us.

SERVICE CONTRACTS

With a service agreement, Normet manages your fleet with guaranteed availability and agreed costs, giving you transparency for your life cycle costs, annual operational budget and fleet uptime. This lets you focus on your core operations. Each service agreement is built and customized to meet the individual customer's needs from our portfolio of services. Depending on the level of service agreement you need, you can choose anything from basic technical support for an individual machine all the way up to services for your entire fleet, as well as process performance. The service levels we offer are:

- Parts Availability
- Fleet Support
- Fleet Availability
- Process Performance

The content of a service level can be tailored to meet your particular requirements.

TRAINING SERVICE

Our Training Services are available for you and your operators throughout the equipment lifecycle and they include:

| |  Operation & Maintenance |  Spraying |  Charging |  Scaling |
|---------------------|---|--|---|---|
| ADVANCED | Advanced fault diagnostics & troubleshooting | Concrete chemicals, testing and preparing for EFNARC-certificate test | | |
| INTERMEDIATE | Troubleshooting training Foundations of electrics, hydraulics and mechanics NorSmart | Advanced training in concrete spraying Economics of concrete spraying | Advanced training in explosives Economics of charging | Advanced training in scaling Economics of scaling |
| BASIC | Operation and Maintenance Training Basic Product Training | Basic understanding of concrete spraying | Basic understanding of charging | Basic understanding of scaling |
| LEVEL | SERVICE | PROCESS KNOWLEDGE | | |

START-UP AND COMMISSIONING

1. OPERATOR TRAINING

| | Start-up training | Commissioning |
|---|-------------------|---|
| 1.1 Classroom training | | |
| General introduction and operation of machine | Basic | No classroom training included in commissioning |
| Safety instructions | Basic | |
| Use of manuals | Basic | |
| Technical introduction of equipment | Basic | |
| Hands-on service and pre-operation checks | Basic | |
| Controls and driving (starting, driving, stopping, parking) | Basic | |
| 1.2 Practical training | | |
| Pre-operation checks | Basic | Introduction |
| Driving, starting, stopping, parking | Basic | Introduction |
| Preparing the machine for specific operation conditions | Basic | Not covered |
| Operation | Basic | Introduction |
| Washing the machine | Basic | Introduction |
| Troubleshooting | Basic | Basic |

2. MAINTENANCE AND REPAIR TRAINING

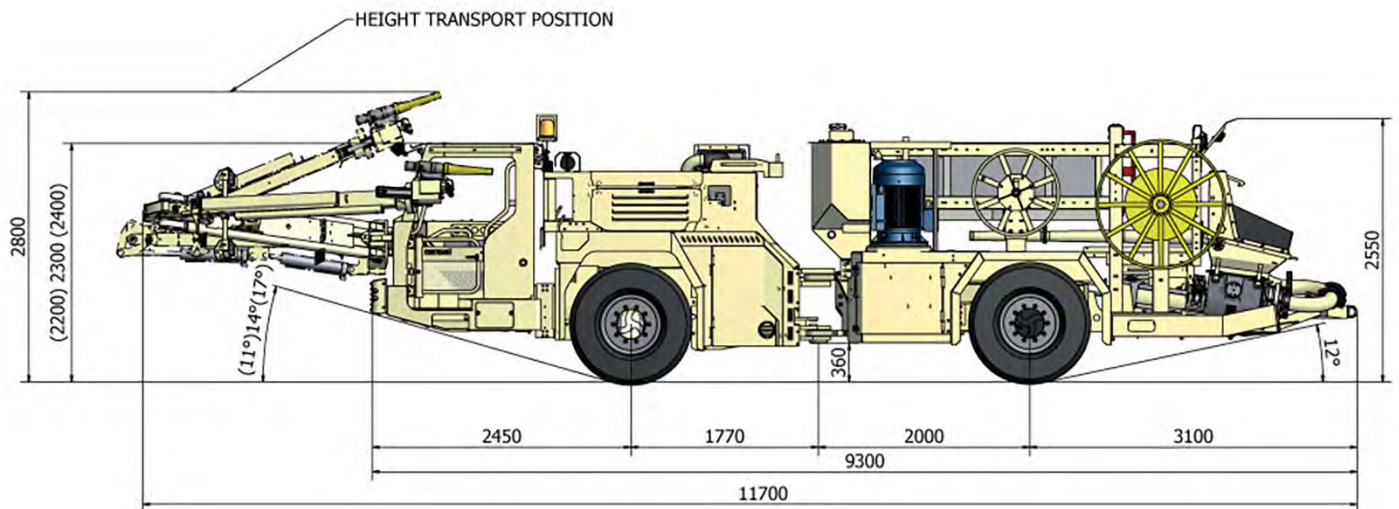
| | | |
|--|-------|--------------|
| General operation of machines | Basic | Introduction |
| Symbols of drawings and codes | Basic | Not covered |
| Understanding hydraulic and electric schematics | Basic | Introduction |
| Control systems | Basic | Introduction |
| Function of main components (depending on equipment) | Basic | Introduction |
| Locations of components in the machine | Basic | Not covered |
| Periodical maintenance | Basic | Introduction |
| Troubleshooting | Basic | Not covered |
| Use of manuals | Basic | Introduction |
| Connection of hydraulic and electrical equipment | Basic | Not covered |

DIMENSIONS

| | | | |
|-----------------|-----------|---------------------------|---------|
| Length | 11 700 mm | Track | 1670 mm |
| Width | 2000 mm | Ground clearance as shown | 290 mm |
| Height | 2800 mm | Turning radius outer | 7700 mm |
| Height of cabin | 2300 mm | Turning radius inner | 4000 mm |
| Wheel base | 3770 mm | | |

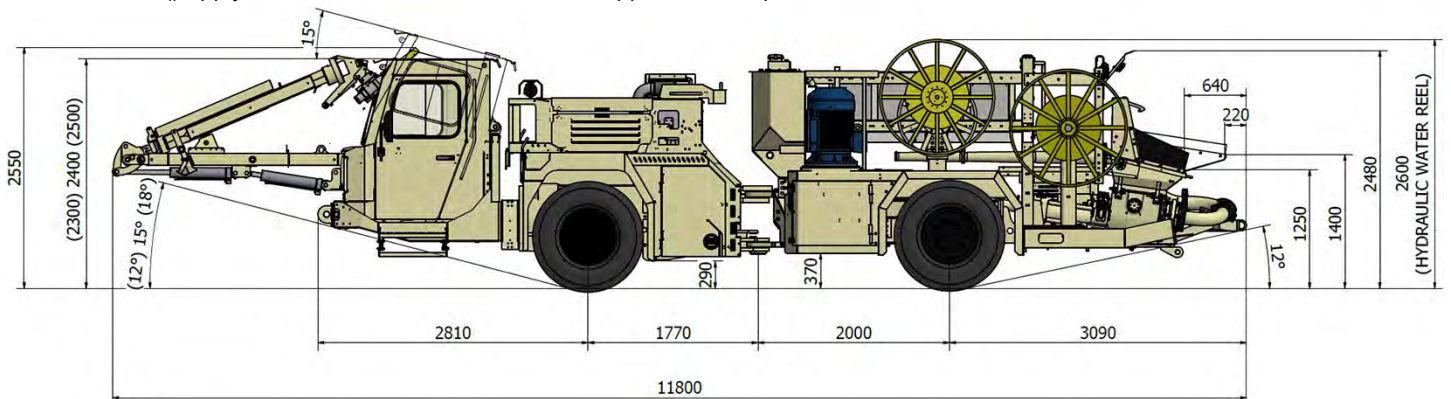
SIDE VIEW - BASIC MACHINE

Dimensions in () apply when the cabin is installed in the upper or lower position.

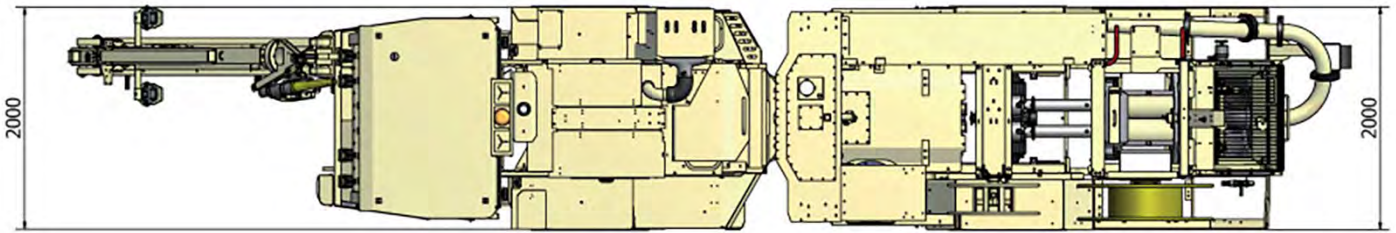


SIDE VIEW – MACHINE WITH ENCLOSED CABIN

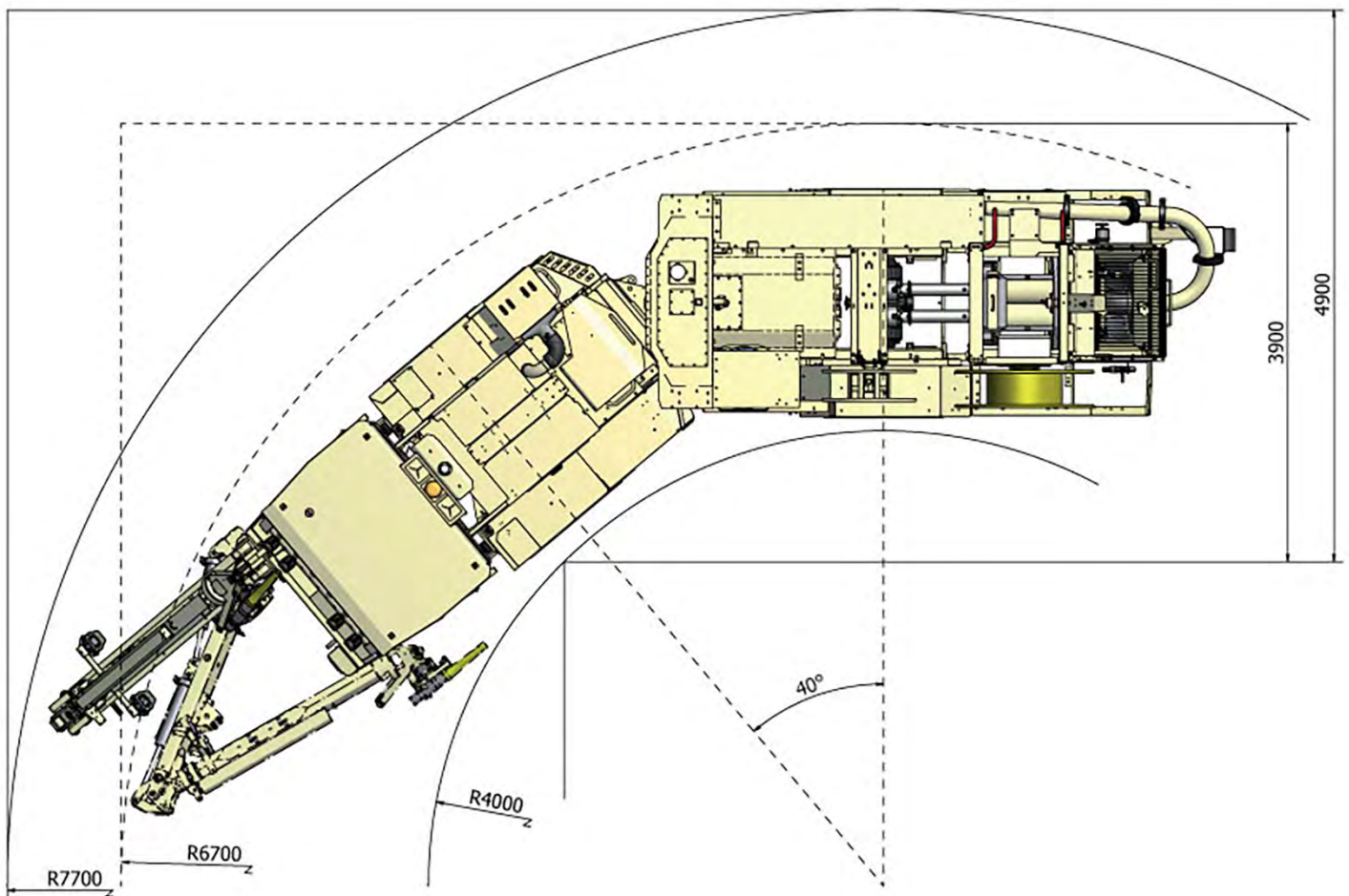
Dimensions in () apply when the cabin is installed in the upper or lower position.



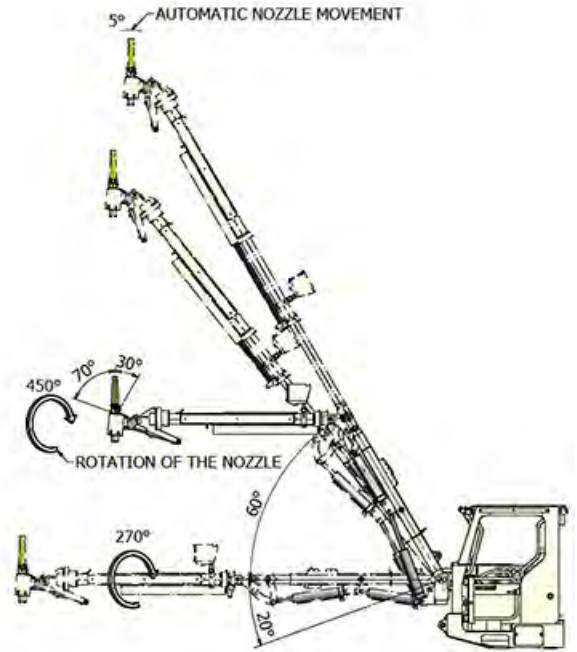
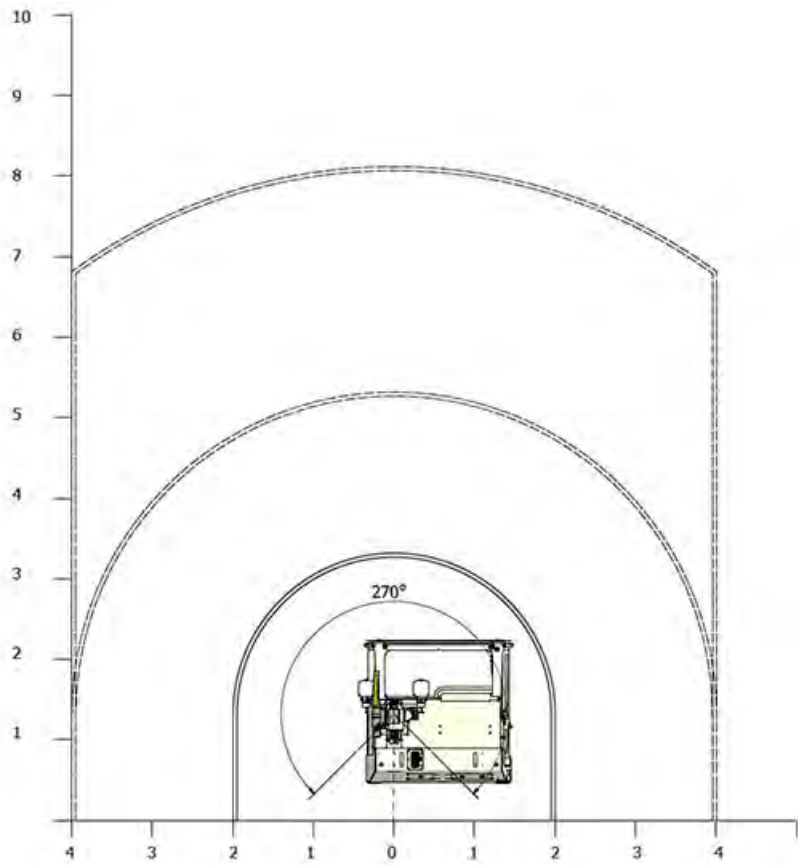
TOP VIEW



TURNING RADIUS



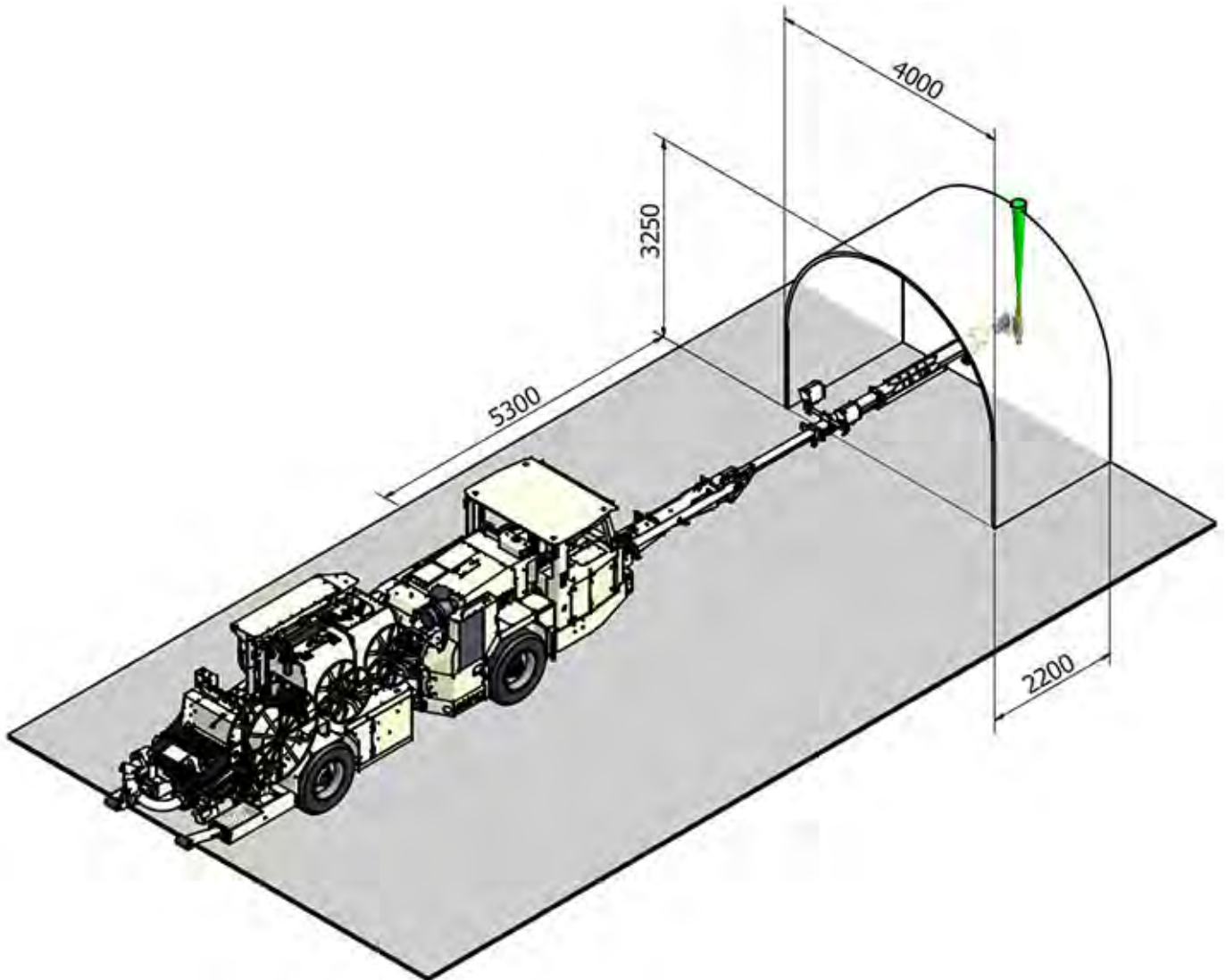
REACH AREA AND BOOM MOVEMENTS



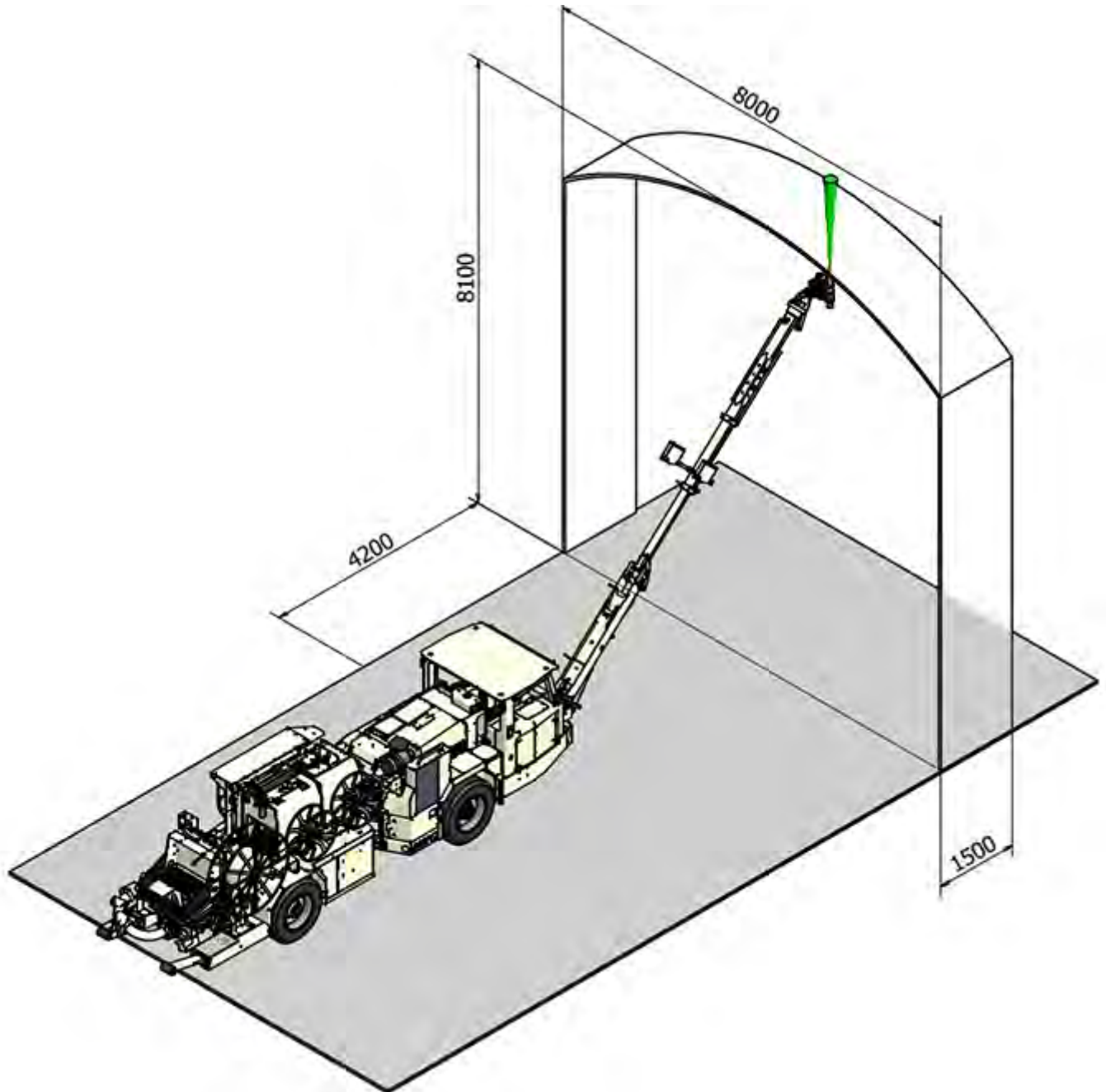
Normet reserves the right to change this specification without further notice

Pictures may include options and additional equipment.

MINIMUM SPRAYING AREA



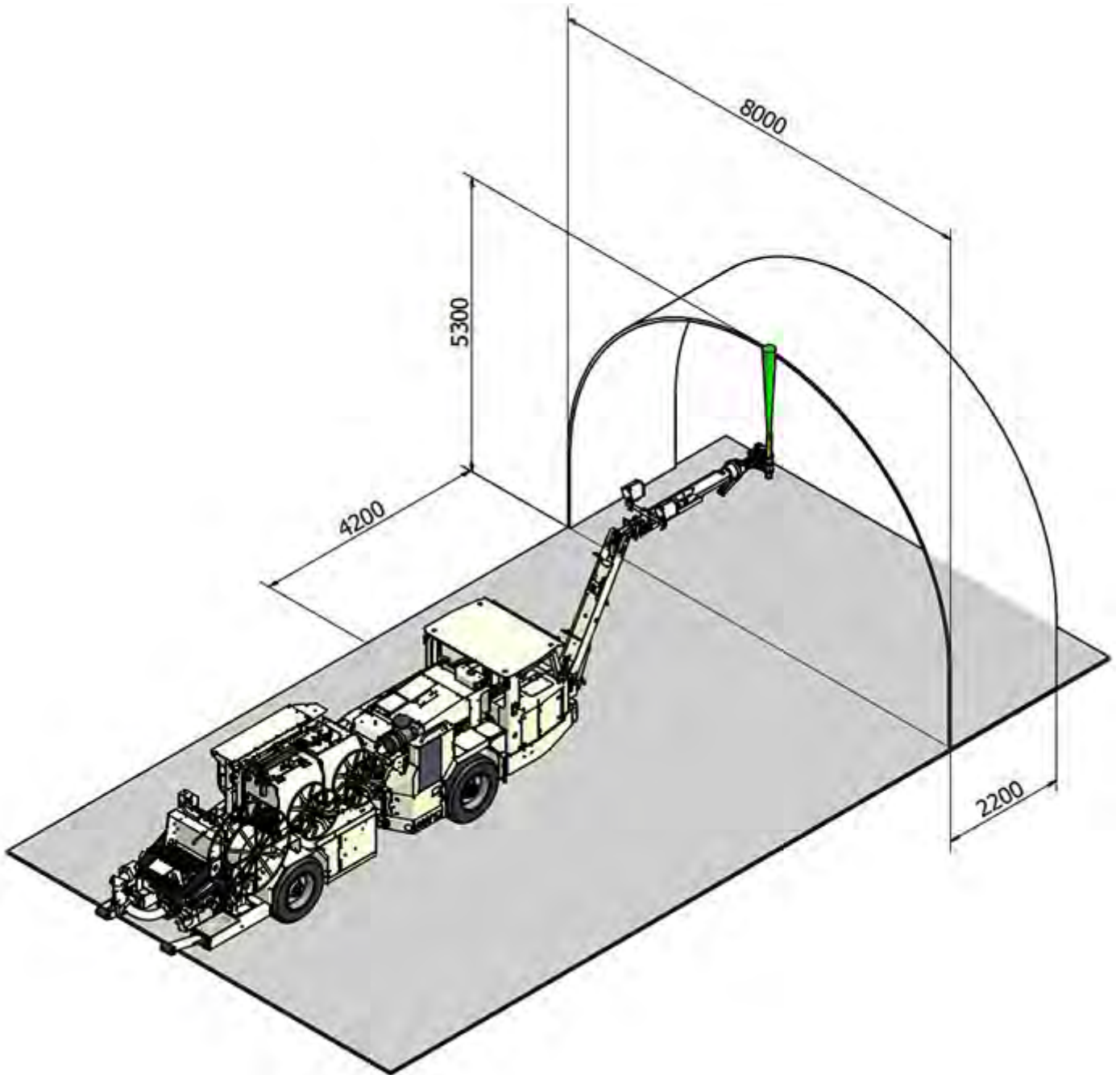
MAXIMUM SPRAYING AREA



Normet reserves the right to change this specification without further notice

Pictures may include options and additional equipment.

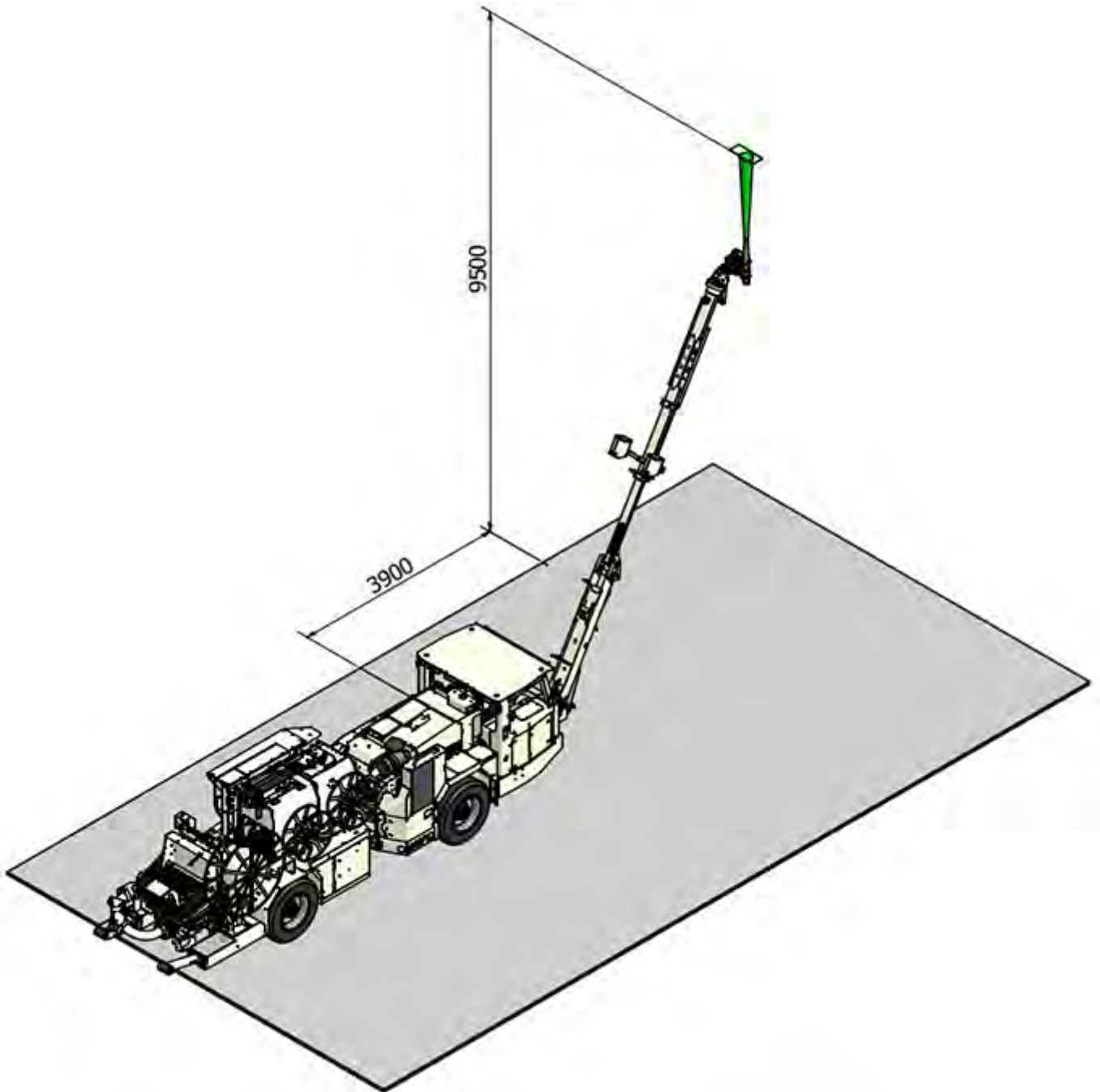
OPTIMAL SPRAYING AREA



Normet reserves the right to change this specification without further notice

Pictures may include options and additional equipment.

SPOT SPRAYING REACH



Normet reserves the right to change this specification without further notice

Pictures may include options and additional equipment.

TRACTIVE EFFORTS

OPERATING WEIGHT

Base machine


18 000 kg

final machine weight variate in agree with selected options

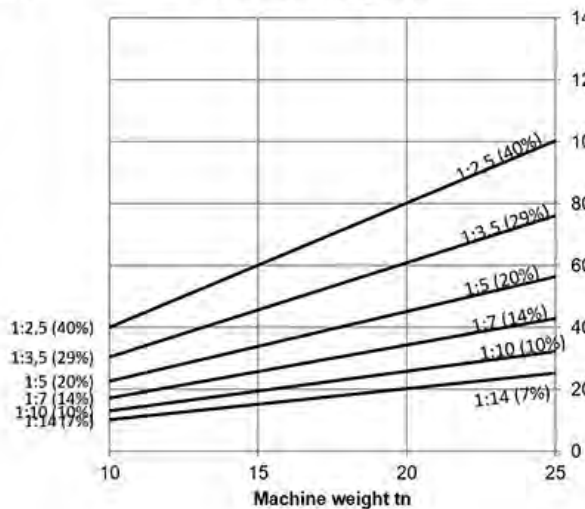
DEUTZ TCD 2013 L4, 120 KW

Performance curve DOC060005

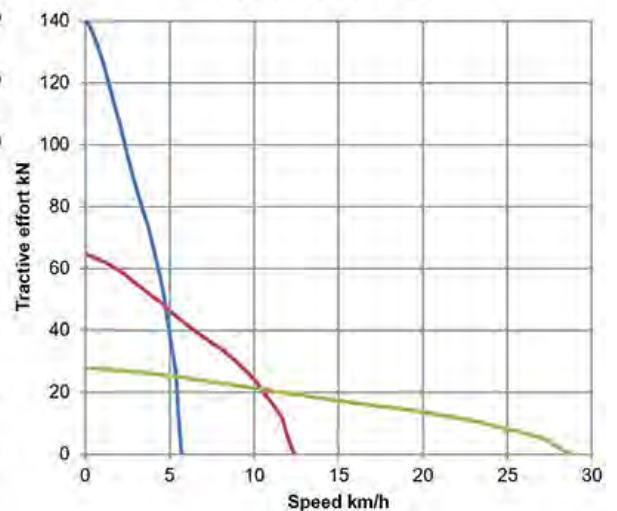
Conversion chart



Gradeability kN



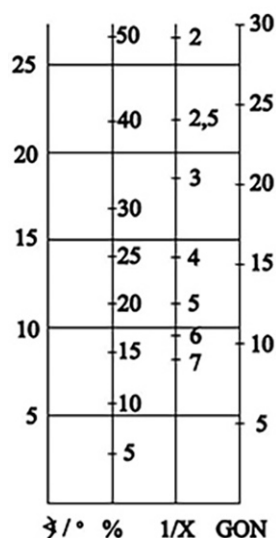
Tractive effort kN



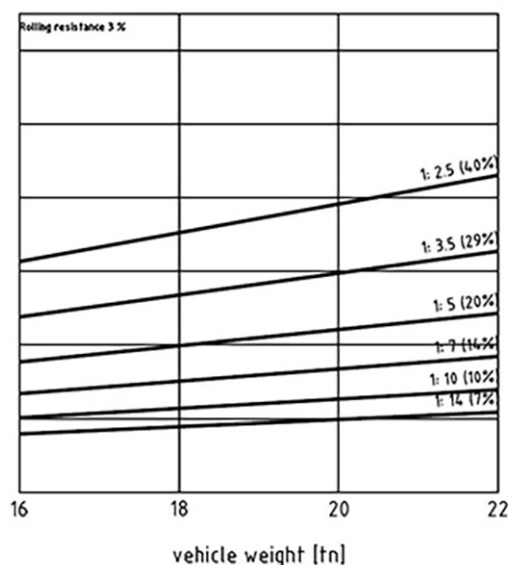
MERCEDES-BENZ OM 904 LA 110 KW

Performance curve with lock-up 100006272

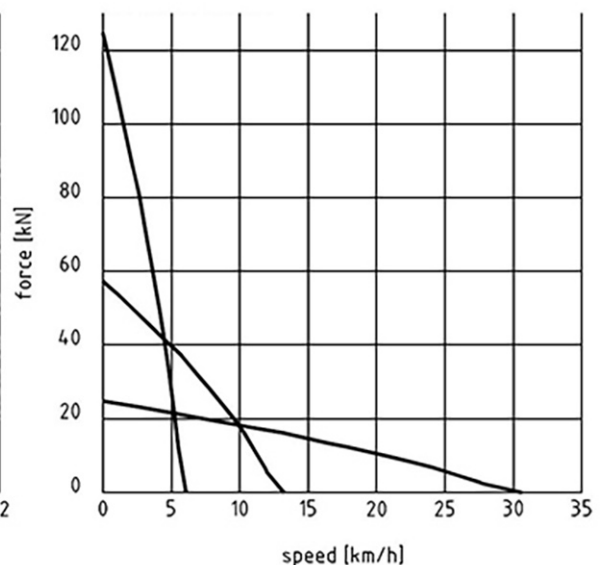
CONVERSION CHART



GRADIENT



TRACTIVE EFFORT




Normet reserves the right to change this specification without further notice

Pictures may include options and additional equipment.

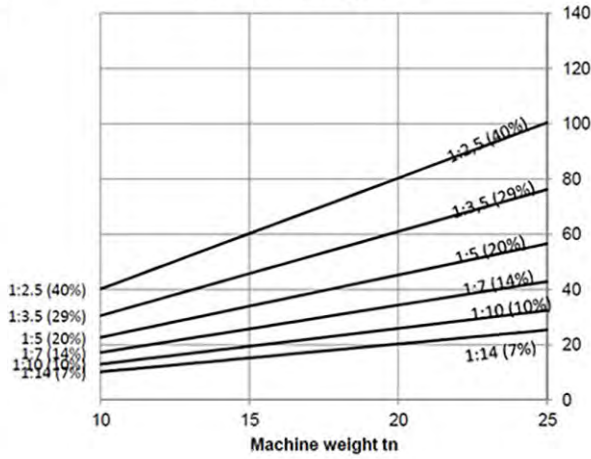
CUMMINS B 4.5 121 KW

Performance curve with lock-up DOC028557

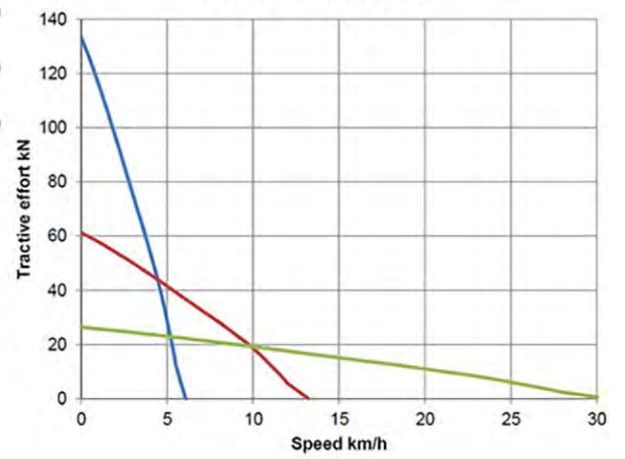
Conversion chart



Gradeability kN



Tractive effort kN



Normet reserves the right to change this specification without further notice

Pictures may include options and additional equipment.