



# C125 Crane cassette

## C125 CRANE CASSETTE

### TECHNICAL SPECIFICATION

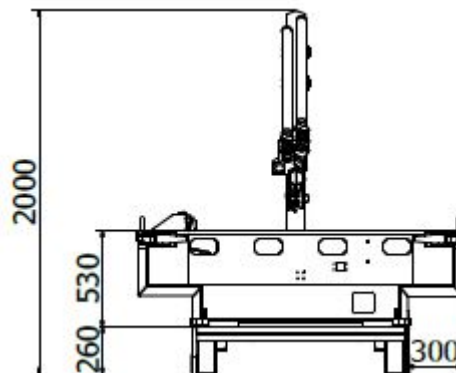
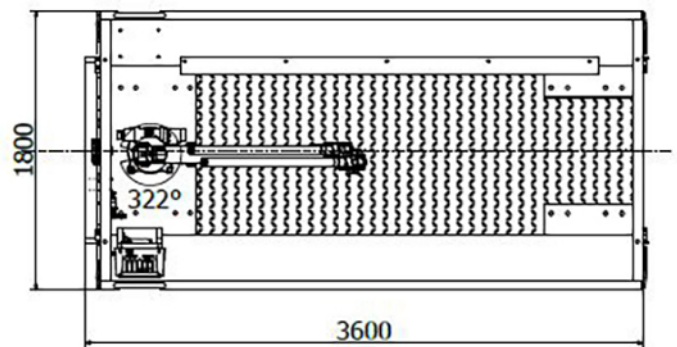
Capacity	5000 kg
Platform inner dimensions	3380 mm x 1690 mm
Wall height	310 mm
Crane 27 kNm:	
Maximum hydraulic outreach	3.4 m
Slewing angle	330°

### ADDITIONAL EQUIPMENT

- CE approved crane 27 kNm
- Load monitoring system
- Maximum hydraulic outreach 3.4 m
- Slewing angle 330°


### DIMENSIONS

Length	3600 mm
Width	1800 mm
Height of cassette	1890 mm
Height with Multimec SF 060 / MF 100	2580 / 2680 mm
Weight (Empty)	1500 kg

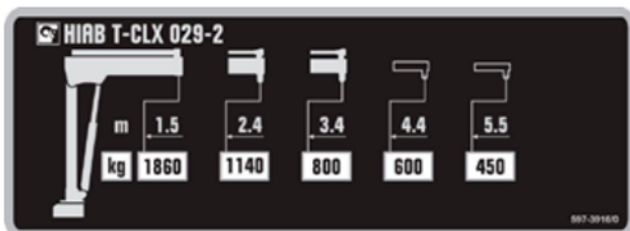


### DIMENSIONAL DRAWINGS

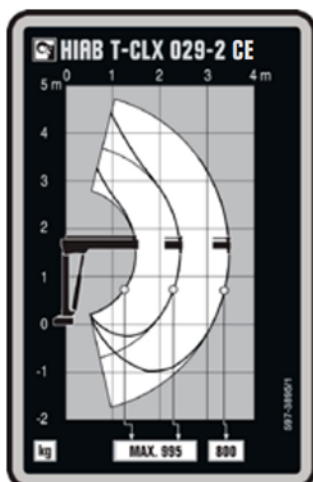
Capacity plate HIAB T-CLX 029-2 CE



Capacity plate HIAB T-CLX 029-2



Load diagram HIAB T-CLX 029-2 CE



Load diagram HIAB T-CLX 029-2

