



Scamec LC 095 A



Normet reserves the right to change
this specification without further notice

Pictures may include options and additional equipment.

INTRODUCTION

Scamec LC 095 A is a purpose-built machine designed for scaling applications with an effective vertical reach of up to 9.5 meters. The minimum tunnel width for this machine is 4 meters, and the minimum height is 2.4 meters.



PROCESS EQUIPMENT

The 095 A is equipped with the NASB95 boom, designed for efficient scaling of all tunnel surfaces including the roof, walls, face, and even the lower corners with ease.

The boom is anchored to the frame with a heavy-duty slew ring, which improves visibility to the scaling tool as the boom turns slightly sideways, moving it out of the field of view. All boom movements are powered by durable hydraulic cylinders that withstand the forces generated during scaling work and provide excellent serviceability.

Scaling boom is equipped with Epiroc SB 302 T hydraulic hammer, which is specifically designed for scaling. This hammer has a reinforced tool shank, improved dust sealing for the tool and shank, pressurized air to keep out dust particles, and an automatic greasing function.

Optional dust suppression systems are available; hammers come with dust suppression water nozzles in the front piece, and the boom can be equipped with additional water nozzles to suppress surrounding dust. Water supply can be provided from an onboard water tank with a hydraulically operated dust suppression pump or from the mine water line through water reel. The Scamec LC is also available with an optional dozer blade for clearing pathways in tunnel faces.

CABIN

The Scamec LC cabin is FOPS and ROPS certified and tested. The cabin can be lifted 750 mm for enhanced visibility and tilted 25 degrees backward for better operator ergonomics during roof scaling. The quiet cabin design, with replaceable air filters and optional AC/heater, provides superior comfort for the operator. Three-point contact rails and non-slip steps ensure safe passage in and out of the cabin. The windscreen is 22 mm thick multi-layer glass with a protective grill in front to guard against falling rock debris. The operator's seat is comfortably cushioned and adjustable to the operator's weight and size. Optional camera systems enhance safety and visibility around the machine. A retractable trainer's seat is also available as an option.




CHASSIS

In scaling applications, a robust chassis is essential to support the scaling boom. Mechanical forces applied to the equipment during this process are demanding and can quickly wear out lighter, poorly designed structures. In the Scamec LC, the chassis is engineered to withstand these forces, with an extended chassis lifespan being one of the primary design objectives. Component locations are carefully considered, and spacious structures enable easy access for maintenance tasks.

POWER TRAIN

L-series machines feature a powerful 6-cylinder, liquid-cooled, turbocharged 185 kW Volvo Penta engine. The available emission standards are Tier 3 / Stage IIIA and Stage V, providing clean and efficient operation. The engine brake and transmission lock-up turbine are automatically controlled, ensuring safe and efficient downhill driving. The machine is equipped with a Dana hydrodynamic transmission and planetary-type axles, which have hydraulically powered, dual-circuit, oil-immersed multi-disc service brakes. Additionally, the axles are fitted with a spring-applied, hydraulically released fail-safe parking/safety brake.



Normet reserves the right to change this specification without further notice

Pictures may include options and additional equipment.

SAFETY AND PRODUCTIVITY

Scaling involves more rockfall accident risks than any other underground work process. The Scamec LC includes safety features designed to minimize the impact of these risks. The boom design minimizes the risk of rocks falling from the boom to the cabin, as both longitudinal boom sections are covered with rock covers, including guides to deflect falling rocks to the side. In the event of an emergency, the Scamec LC offers an escape function to ensure quick evacuation. Fire safety is addressed with standard handheld fire extinguishers and an optional fire suppression system.

TECHNICAL SPECIFICATION

NASB95 BOOM

Articulating scaling boom made of high strength steel

Vertical reach	9.5 m
Horizontal reach	14.5 m
Slew angle	105°
Max. linear tool movement	4m
Heavy duty shielding for falling objects	

SCALING TOOLS

Epiroc SB 302 T, hydraulic impact hammer:

Impact rate	max. 1400 bpm
Weight	300 kg
Max. hydraulic input	20 kW
Tool diameter	80 mm

Hydraulically powered 0.4 m³/min compressor for air flushing of scaling tool

Automatic scaling tool lubrication

ENGINE AND TRANSMISSION

- **Volvo Penta TAD851VE, 185 kW/2200 rpm, with engine brake, Tier 3 / Stage IIIA approved**

Exhaust system:

- Catalytic exhaust gas purifier and muffler
- Diesel particulate filter (DPF)

Fuel tank capacity: 280 l

Dana T14 series powershift transmission with lock-up

3 speeds forward and 2 reverse

4-wheel drive

Gear selector:

- Manual
- Automatic

- **Volvo Penta TAD881VE, 185 kW/2200 rpm, with engine brake, Stage V approved**

Requires diesel exhaust fluid (DEF) and Ultra-low sulphur diesel (ULSD)

Diesel particulate filter (DPF)

Selective catalytic reduction (SCR)

Fuel tank capacity: 280 l

DEF tank capacity: 25 l

Dana T14 series powershift transmission with lock-up

3 speeds forward and 2 reverse

4-wheel drive

Gear selector:

- Manual
- Automatic

PERFORMANCE

Tramming speed (horizontal) 16 km/h

Lateral gradient for tramming (continuous) 4°

Longitudinal gradient for tramming (continuous) 9°

Depending of machine configuration, lateral and longitudinal tramming gradient can temporarily be higher.

CONTROL SYSTEM

NorSmart 3 control and diagnostic system to control:

- Scaling boom
- Process functions
- Carrier functions
- Safety elements
- Fault diagnostics
- Data logging

AXLES AND BRAKES

Load end axle:

Dana 113 series fixed

Engine end axle:

Dana 113 series with +/-7° oscillation

Service brake: hydraulically powered dual-circuit oil immersed multi-disc brakes in both axles

Safety/Parking brake: spring applied hydraulically released fail-safe -type brake

Brake testing possible from cabin

TYRES AND RIMS

Nokian Tyres 14.00–24" with NDT inspected rims

STEERING

Orbitrol type hydraulic frame steering

Frame articulation +/- 40°

HYDRAULIC SYSTEM

Dual circuit hydraulic system
(separate circuits for chassis and scaling process)

Variable displacement pump system for carrier and boom:

190 bar, 180 l/min at 2200 rpm

Variable displacement pump system for scaling process:

190 bar, 150 l/min at 2200 rpm

Additional bypass filtering system

Oil cooler for carrier and boom

Oil cooler for scaling process circuit

Hydraulic oil tank capacity (carrier circuit) 180 l

Hydraulic oil tank capacity (scaling process circuit) 215 l

24 VDC ELECTRICAL SYSTEM

LED driving and indicator lights

LED work lights

LED side lights

Warning LED light:

Color

- Amber
- Blue
- Red
- Green (n/a with rotating light pattern)
- White (n/a with rotating light pattern)

Light pattern

- Strobe
- Rotating

DRIVER'S COMPARTMENT

Cabin type:

Enclosed cabin FOPS/ROPS approved

Cabin lift: + 750 mm

Cabin tilt: 25°

Driver's seat and seat belt:

- Mechanically suspended seat with 3-point seat belt
 - Air suspended seat with 3-point seat belt

Cabin safety features:

Cabin door safety interlock switch applies safety brake
Cabin up-position warning
Puddle lights
Wide-angle mirrors
Neutral gear interlock applies safety brake
Powder extinguisher 6 kg

Operator controls:

Ergonomically designed operating controls for efficient scaling work
Foot pedal for hammer operation
Touch screen display for monitoring machine's operational functions and NorSmart 3 operating system interface

MACHINE CONNECTIVITY

Machine connectivity hardware (WLAN/3G/4G/LTE)

Connectivity services:

- Analytics license for three years (includes access to analytics portal)
- Remote monitoring for one year

TECHNICAL DOCUMENTATION

Standard documents:

Instruction manuals, hard copy 2 pcs:

- English
- One of destination EU languages

Spare parts manuals, hard copy 2 pcs:

English

PDF manuals on USB-stick 2 pcs, includes instruction and spare parts manuals

Additional documentation:

- Extra hard copies of manuals
- Extra PDF manuals
- LinkOne WebView electronic manuals
- Other than standard language manuals

OTHER

2 pairs of support legs; standard legs at the load end and the engine end

Painting and taping:

- Standard painting and taping
- Painting and taping according to customer specifications

Text labels in:

- En/One of destination EU languages
- Other language

Measurements:

- Noise
- Vibration
- Emissions

ACCESSORIES

PROCESS PRODUCTIVITY

- Dust suppression system (hydraulic operated water pump, piping and valves)
 - Without hose reel (only hose coupling)
 - Manually operated reel. Hose ID 3/4", length on the reel 30 m
 - Hydraulically operated reel. Hose ID 1", length on the reel 120 m (Requires long rear module)
- Water tank for dust suppression system (225 l with short rear module) (550 l with long rear module)
- Additional dust suppression nozzles for boom
- Additional inlet water filter
- Boot and cabin floor washer
- Pressure washer gun with reel and hose 20 m (operated by dust suppression system)
- Hammer maintenance tools for Epiroc SB 302 T
- Hammer tools for Epiroc SB 302 T
 - Moil point (Conical)
 - Blunt
 - Chisel
- Hydraulically operated dozer plate
 - 2050 mm wide
 - 2700 mm wide
- Radio remote control for remote drive (RDS) and process functions

- Electrical system (Requires long rear module)

Mains supply voltage

- 50 Hz
 - 380 V (IEC)
 - 400 V (IEC)
 - 415 V (IEC)
 - 525 V (IEC)
 - 690 V (IEC)
 - 1000 V (IEC)
 - 1000 V (AS/NZS)
- 60 Hz
 - 440 V (cULus)
 - 440 V (IEC)
 - 480 V, (460 V) (cULus)
 - 600 V, (575 V) (cULus)
 - 1000 V (cULus)

Robust and abrasion-resistant mains voltage supply cable with PUR outer sheath:

Hydraulically driven reel with spooling device

Cable in / out reeling function from the cabin and near the reel

- With supply cable (excluding plug)
- Without supply cable (must be sourced and installed locally)

Hydraulic power pack 55 kW:

Pump for carrier 125 l/min at 1500 rpm

Pump for process 105 l/min at 1500 rpm

Supports pilot circuited electric supply

Cable size: 3x35+3G6+2x1x1.5

Cable reel capacity: 150 m

CARRIER PRODUCTIVITY

- Accessories for enclosed cabin:
 - Audio system
 - Air conditioning with heating
 - Heated mirrors
- 12 V, 20 A power supply in cabin with socket and connector
- Auto engine shutdown during idling
- Engine shutdown delay
- Inlet plug for jump start
- Block heater with interior heater and battery charger 230 V
- Block heater with interior heater, battery charger, hydraulic oil and filter heaters 400 V
- Fuel operated pre-heater
- Fast fuel filling system
- 24 VDC pump for filling of hydraulic tank
- Fluid evacuation panel with sampling points
- Automatic lubrication system for carrier and scaling boom
- Reversing camera
 - 2 cameras, 1 display
 - 6 cameras, 3 displays
 - 7 cameras, 3 displays with recording support
- Spare rim and tyre
- Seat cover
- Toolbox and maintenance tools
- Wax tape for electric connectors

SAFETY

- Extra warning LED light with battery backup
 - Color
 - Amber
 - Blue
 - Red
 - Green (n/a with rotating light pattern)
 - White (n/a with rotating light pattern)
 - Light pattern
 - Strobe
 - Rotating
- Direction lights (Green/Red)
 - Both lights always on
 - Lights follows driving direction
- Emergency escape system (When activated machine automatically lifts support legs, dozer blade and engage reverse gear with audible and lights alarm)
- Trainers seat and safety belt
- Seat belt interlock switch applies safety brake
- Powder extinguisher
 - 2 x 12 kg
 - 2 x Ansul Sentry
- Fire extinguisher system
 - Ansul A-101 dry chemical
 - Manual activation
 - Automatic detection, Checkfire 210
 - Ansul LVS liquid agent
 - Manual activation
 - Automatic detection, Checkfire 210
- Gear lockout:
 - Highest forward gear locked out
 - Highest reverse gear locked out
- Front and rear grounding straps
 - Flat cable
 - Chain
- Emergency pump for brake release and steering
- Redundant brake monitoring system
- Methane monitoring system
- Tyre pressure indicators
- Warning triangles
- Flashlight with charger
- Hearing protectors
- Wheel chocks with brackets
- Service isolator for starter

SERVICES

NORMET SERVICES

Normet is committed to servicing its customers all over the world. We provide service from a single machine to an entire fleet. The Normet service offering consists of many different products from delivery of parts and training to fleet performance agreements.

More information check [normet.com](https://www.normet.com):

<https://www.normet.com/en/products-and-services>

For any questions about Normet Services contact local Normet.

<https://www.normet.com/en/contact/>

SPARE PARTS

As a leading global Original Equipment Manufacturer, we are committed to providing a complete solution to your spare parts needs. All of Normet's spare parts are manufactured to the highest possible standards to help maintain the safety and profitability of your projects. Our spare parts improve efficiency and total cost of ownership throughout your operations.

Start a carefree journey with Normet equipment by having the right selection of parts available from the beginning.

Spare part recommendation / Start-up Spare Part package:

Available for the first 2000h*: includes periodical service parts, most common wearing parts and other recommended parts. (*Recommendations are based on average hours that can vary depending on worksite conditions.)

Underground, every part is critical!

More information check <https://www.normet.com>

SERVICE AGREEMENTS

Service agreements are always customized to meet our customer needs, consisting of various Normet service products. The service solution is created together with the customer and the level of an agreement can vary with different support agreements (including e.g. parts, periodical maintenance, on-call services, and audits) up to guaranteed fleet availability or process performance (including e.g. parts, all maintenance activities, operator trainings and process audits).

Note that we can provide Digital solutions with connected equipment.

More information check [normet.com](https://www.normet.com).

TRAININGS

Training services can be tailored to your individual needs and range from equipment service training to process application training.

We offer a sustainable training path from the beginning of your operation to the execution stage of your project.

More information check [normet.com](https://www.normet.com).

COMMISSIONING

Equipment commissioning concerns **equipment familiarization**. This is included as part of Normet vehicle delivery. Safety introduction and operating basics for Normet Equipment. Review of Normet user and spare parts manuals. Hands-on equipment safety device operational training. Ensure product quality and customer satisfaction during handover.

Commissioning includes machinery handover to customers and safety operating principles without technical insights or process application training.

EXTENDED COMMISSIONING

We offer an extended training package on top of standard commissioning. Normet provides extended commissioning services that offer basic insights into maintenance manuals, periodical and daily maintenance, as well as modern operating perspectives to maximize handling efficiency. Safety-oriented training ensures reliable operations for breaker boom systems. This cost-effective solution covers the essential aspects of equipment operation, safety, and maintenance schedules.

To ensure continuous and maximized safe operations with your new equipment and to expand your knowledge scale of operations, this option is the most suitable and recommended option for extending your new equipment training. This cost-effective solution covers the essential aspects of equipment operation, safety, and maintenance schedules.

UPGRADES AND MODIFICATIONS

We build our machines to last. We also understand that your needs on the ground can change - and reacting to that change makes a big difference in your productivity. Normet Upgrades & Modifications provide you with access to product improvements that meet your evolving requirements and let you stay one step ahead of the curve.

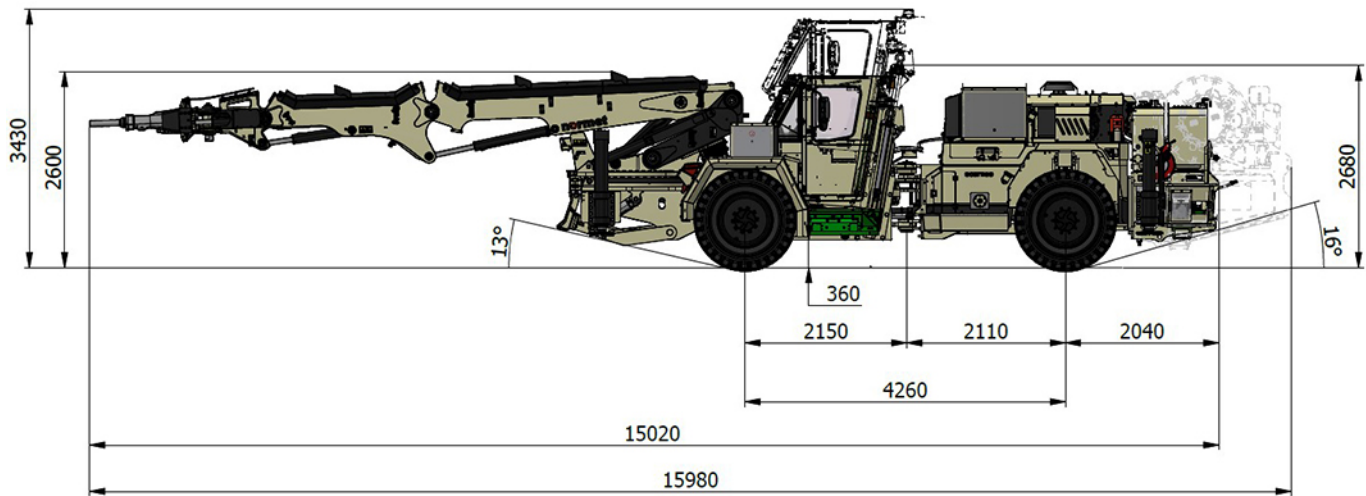
Contact your local Normet office for Upgrade offering to your fleet.

More information check [normet.com](https://www.normet.com).

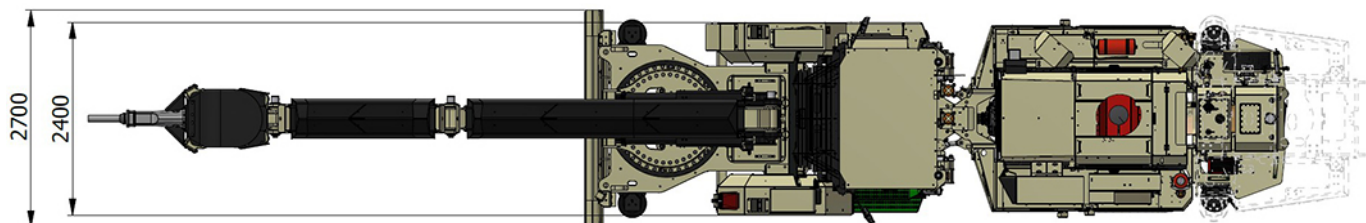
DIMENSIONS

Length (with short rear module)	15020 mm	Track	1920 mm
Length (with long rear module)	15980 mm	Ground clearance	290 mm
Width (with 2050 mm wide dozer plate)	2400 mm	Turning radius outer (with short rear module)	7340 mm
Width (with 2700 mm wide dozer plate)	2700 mm	Turning radius outer (with long rear module)	7600 mm
Height	3430 mm	Turning radius inner	4620 mm
Wheel base	4260 mm		

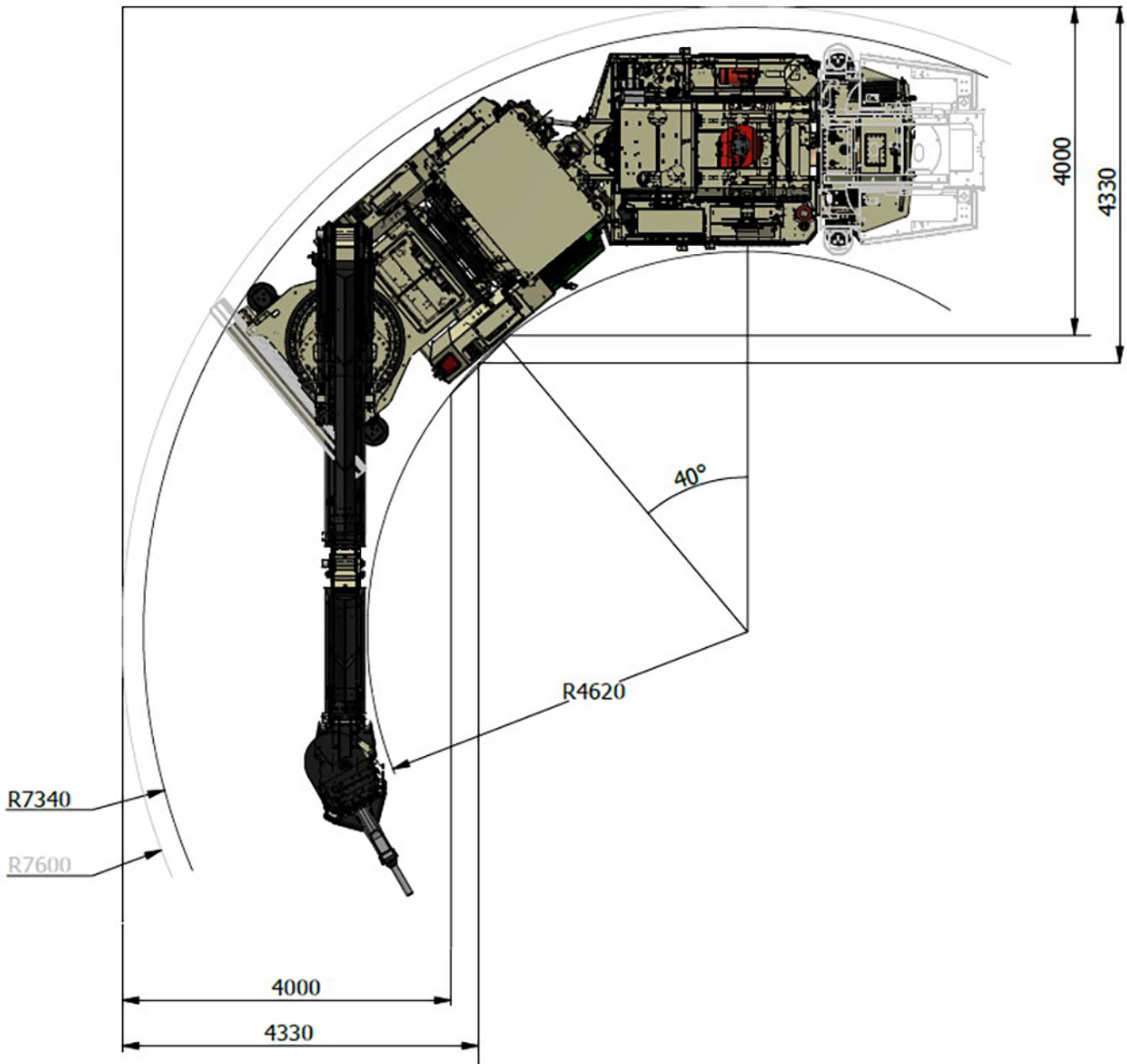
SIDE VIEW



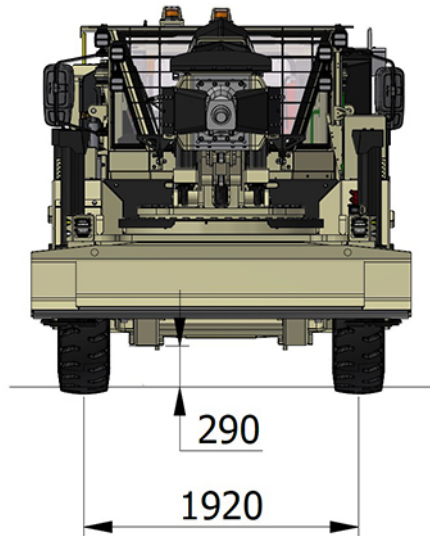
TOP VIEW



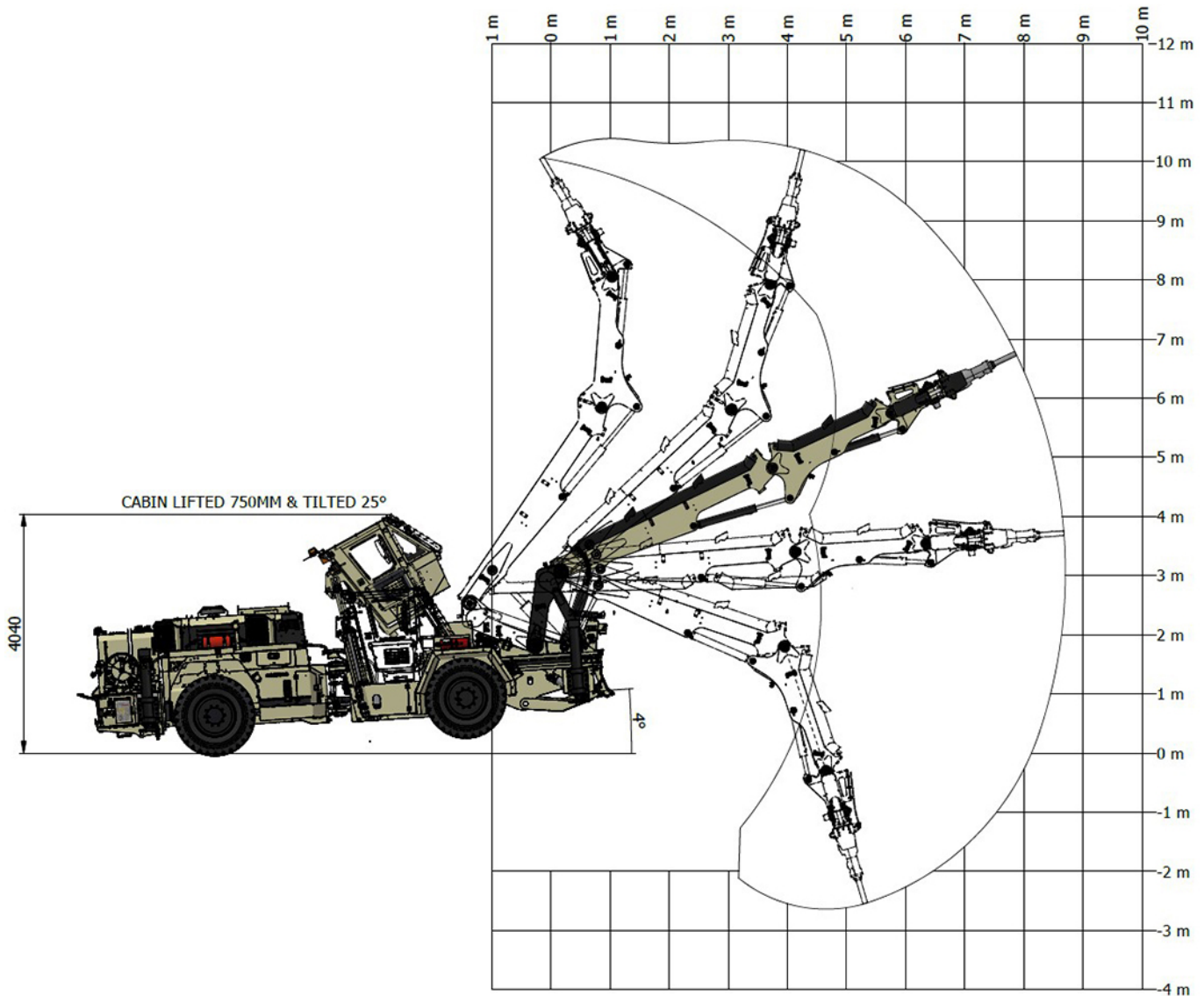
TURNING RADIUS



FRONT VIEW



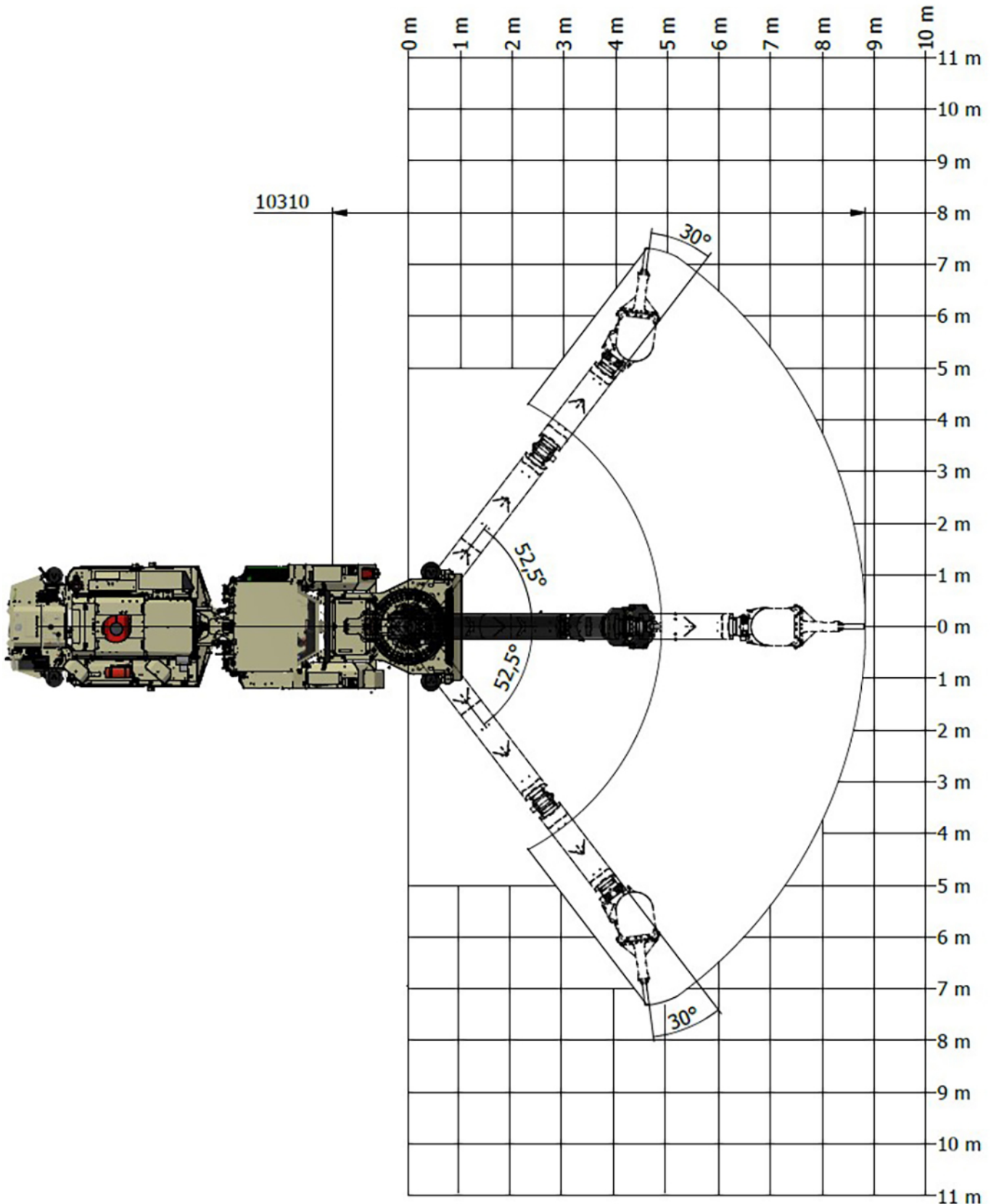
BOOM REACH



Normet reserves the right to change this specification without further notice

Pictures may include options and additional equipment.


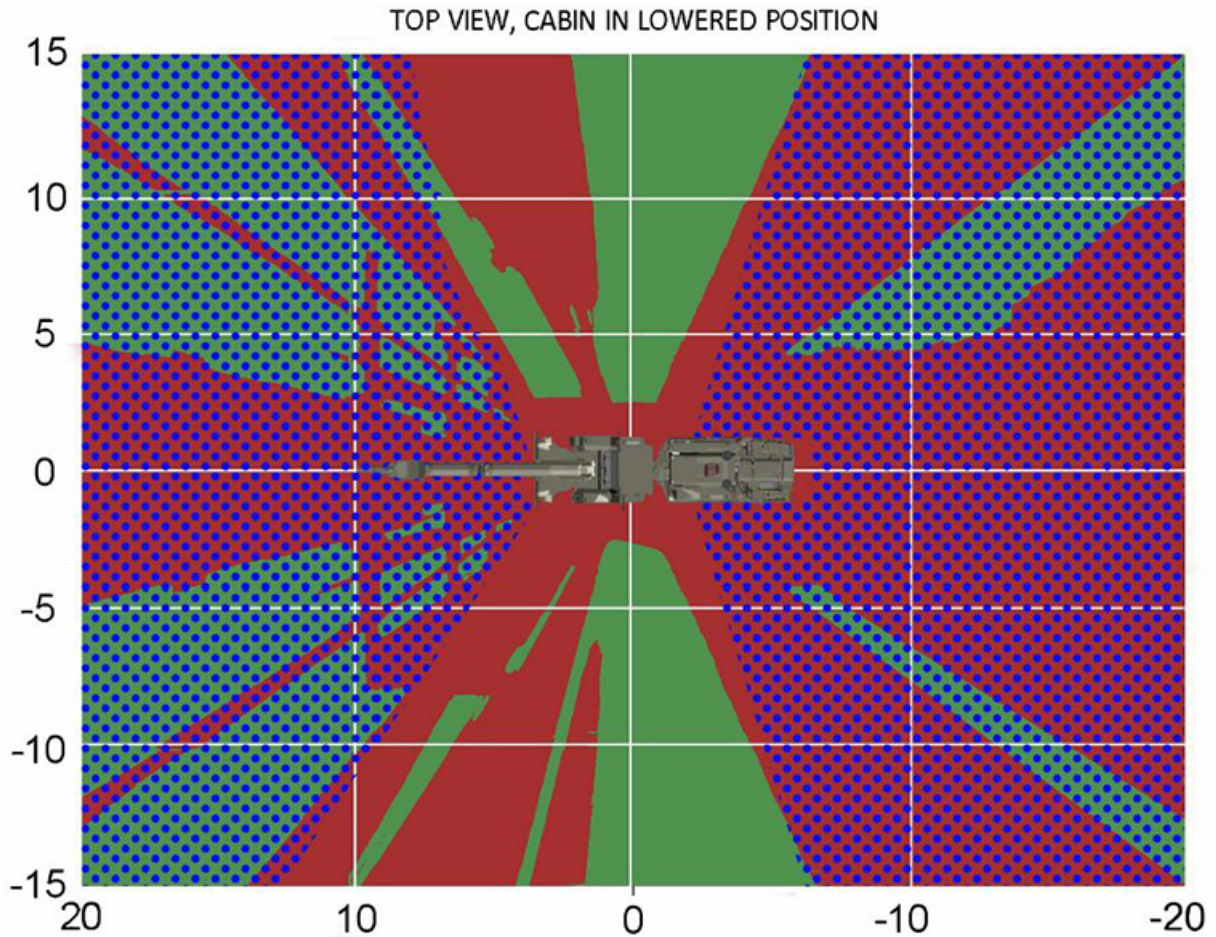
BOOM REACH



Normet reserves the right to change this specification without further notice

Pictures may include options and additional equipment.

VISIBILITY MAP



TRACTIVE EFFORTS

OPERATING WEIGHT

Operating weight


26 000 kg

final machine weight variate in agree with selected options

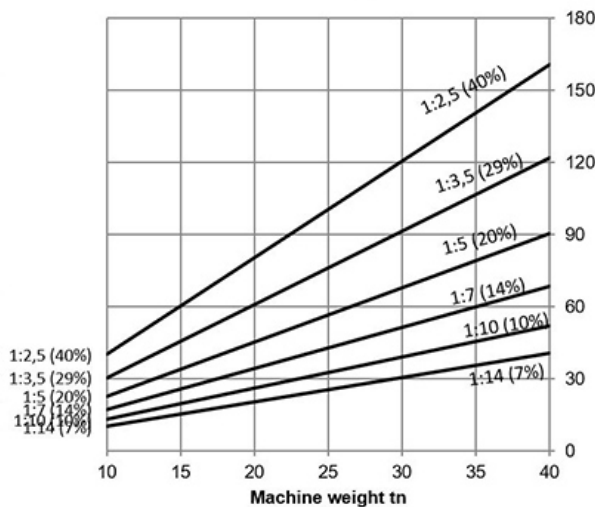
VOLVO PENTA TAD851/881 185 KW WITH 14.00-24" TIRES

Performance curve with turbine lock-up DOC059932

Conversion chart



Gradeability kN



Tractive effort kN

