

Suspended seats

Strong steel structures

Open or closed compartment

Easy access

16 person carrying capacity

## TECHNICAL SPECIFICATION

Suspended seats and retractable seatbelts for 16 persons

## OPTIONAL EQUIPMENT

- Enclosed personnel compartment.

## ADDITIONAL EQUIPMENT

- Intercom

For enclosed personnel compartment

- Heating
- Air conditioning

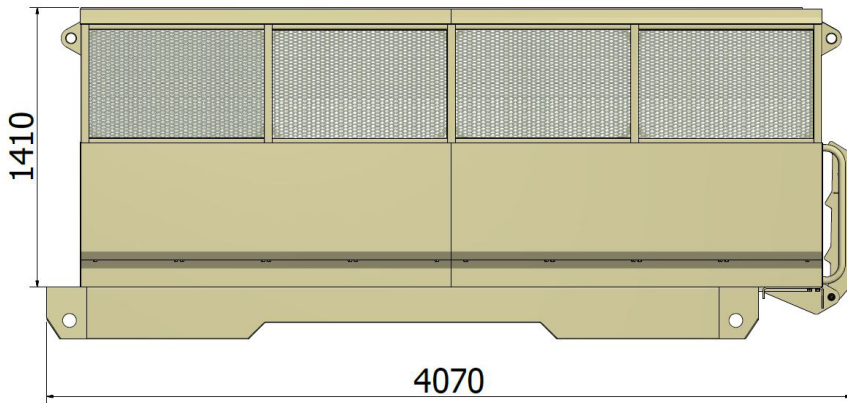
## DIMENSIONS

Length	4070 mm
Width	1810 mm
Height	1670 mm
Height with SF060 / MF 100	2400 mm / 2500 mm

## WEIGHT

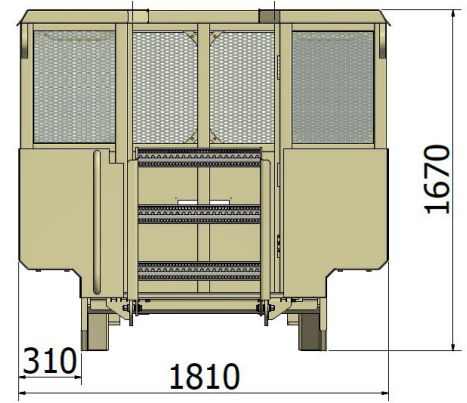
Empty	2750 kg
-------	---------

## DIMENSIONAL DRAWINGS



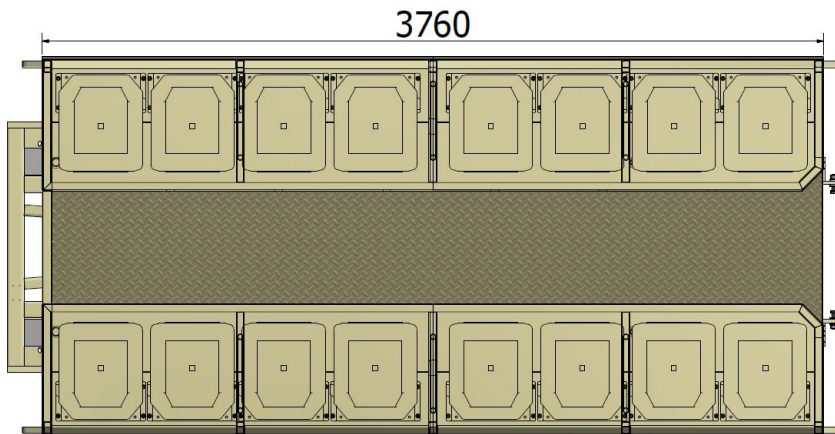
SIDE VIEW

Open cassette



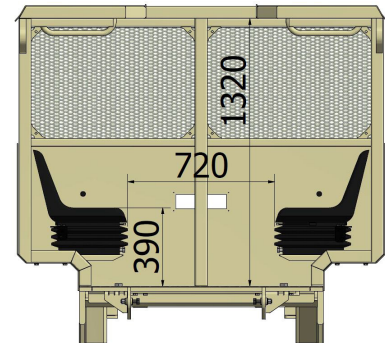
REAR VIEW

Open cassette



TOP VIEW

Seat layout



INSIDE VIEW