



Multimec MF 100 SD



Normet reserves the right to change
this specification without further notice

Pictures may include options and additional equipment.

INTRODUCTION



Normet Multimec system provides an innovative, multipurpose solution for logistics at mines and tunnel construction sites, allowing the operator to perform several jobs with just one machine.

Multimec MF 100 SD has a maximum payload of ten tonnes respectively. Multimec system consists of a series of cassette, each for a different purpose. With hydraulic operated cassette manipulator changing the cassette takes only couple of minutes.

The fully electric vehicle architecture (SmartDrive) includes latest Li-ion battery technology, fast charging capability, and two high-torque direct drive electric motors, which provide instant torque and efficient operation without any local emissions. Energy recuperation technology comes as a standard feature. Batteries are charged during downhill driving and deceleration which further increases total efficiency of the operation.

Maximum speed is 20 km/h. The fully reversible 4WD with high traction capability and instant torque ensures safe and sure movement in difficult ground conditions. Majority of the braking is done via electric motors recuperating energy, but the vehicle also includes efficient hydraulic dual-circuit oil immersed multi-disc brakes to provide additional braking power when it is needed.

Vehicle has a front axle suspension system, which improve safety, driving comfort and increases component lifetime.

Normet's FOPS and ROPS approved safety cabin provides superior visibility and comfortable compartment for the driver and the passenger. Cabin controls are easy and ergonomic to use, and the multifunctional display (MID) provides driving information (speed, RPM, temperatures, safety warnings & alarms etc.), which can be recorded for further analysis. The enclosed cabin and SmartDrive provide low noise level.



NorSmart 3 electric system is designed for harsh underground environment. System consists of self-extinguishing wire harnesses with tinned wires, water tight conduits and all exposed components are minimum IP65 protection class. In addition, vehicle layout allows easy access to all service points, all daily checks can be done from the ground level.

TECHNICAL SPECIFICATION

CASSETTE HANDLER

Carrying capacity 10 000 kg

ELECTRICAL SYSTEM

Main supply voltage

Power supply for the electrical functions

- 50 Hz
 - 380 V (IEC)
 - 400 V (IEC)
 - 415 V (IEC)
 - 525 V (IEC)
 - 690 V (IEC)
 - 1000 V (IEC)
 - 1000 V (AS/NZS)
- 60 Hz
 - 440 V (UL/CSA)
 - 440 V (IEC)
 - 480 V, (460 V) (UL/CSA)
 - 600 V, (575 V) (UL/CSA)
 - 1000 V (UL/CSA)

Robust and abrasion-resistant mains voltage supply cable with PUR outer sheath (excluding plug)

- 7 m cable without cable reel
- Hydraulically driven cable reel
 - No cable
 - 25 m cable

Pilot circuit

- No
- Yes

ELECTRIC MOTORS

Two direct drive permanent magnet electric motors

4-wheel drive, no separate transmission

Combined power rating 200 kW

PERFORMANCE

Max. tractive effort 99 kN

Tramming speed (horizontal) 20 km/h

Lateral gradient for tramming (continuous) 4°

Longitudinal gradient for tramming (continuous) 9°

Depending of machine configuration, lateral and longitudinal tramming gradient can temporarily be higher.

BATTERY

Li-ion battery technology

Nominal voltage 663 V

Energy content 90 kWh

Liquid cooled

Fast charging capability

BATTERY CHARGING

25-30 kW on-board 3-phase AC charging system

for up to 2.5 hours of charging time (from 0 to 80%)

CCS type 2 fast-charging socket

to charge batteries from 0-80% in up to 40 min depending on charger

NOTE: compatible CCS charging station required with type 2 plug

AXLES AND BRAKES

Dana planetary type axles

Fixed load end axle

Suspended battery module axle

Electronic braking: energy recuperation via electric motor braking

Service brake: hydraulically powered dual-circuit oil immersed multidisc brakes in both axles

Safety/Parking brake: spring applied hydraulically released fail-safe -type brake

Brake testing possible from cabin

TYRES AND RIMS

- Nokian Tyres 12.00–20" with NDT inspected rims
- Bridgestone 12.00–20" with NDT inspected rims

STEERING

Orbitrol type hydraulic frame steering

Frame articulation +/- 42°

HYDRAULIC SYSTEM

Hydraulic oil tank capacity 145 l

Variable displacement pump system for carrier:

200 bar, 100 l/min

24 VDC ELECTRICAL SYSTEM

2 x 12 V deep cycle batteries

24 V battery charger (DC/DC converter)

LED driving and indicator lights

LED work lights

LED side lights

Warning LED light:

Color

- Amber
- Blue
- Red
- Green (n/a with rotating light pattern)
- White (n/a with rotating light pattern)

Light pattern

- Strobe
- Rotating

DRIVER'S COMPARTMENT

Enclosed 2-operator cabin FOPS/ROPS approved

Air conditioning and heating

Driver's seat and seat belt:

- Air suspended T-back seat with 3-point seat belt
- Air suspended heavy duty seat with 3-point seat belt

Passenger's seat:

- T-back seat with 3-point seat belt
- Heavy duty seat with 3-point seat belt
- 2 seats with retractable lap seat belts

Cabin door interlock switches with safety brake application

MACHINE CONNECTIVITY

- Machine connectivity hardware (WLAN/3G/4G/LTE)
- Analytics license (includes connectivity hardware)

TECHNICAL DOCUMENTATION

Standard documents:

Instruction manuals, hard copy 2 pcs:

- English
- Russian
- One of destination EU languages

Spare parts manuals, hard copy 2 pcs:

- English
- Russian

PDF manuals on USB-stick 2 pcs, includes instruction and spare parts manuals

Additional documentation:

- Extra hard copies of manuals
- Extra PDF manuals
- LinkOne WebView electronic manuals
- Other than standard language manuals

OTHER

Dry chemical fire extinguisher system

Ansul A-101:

- Checkfire 110
- Checkfire 210

Powder extinguisher:

- 6 kg
- 12 kg
- Ansul Sentry

Number of extinguishers:

- 1
- 2

Painting and taping:

- Standard painting and taping
- Painting and taping according to customer specification

Reversing camera:

- 4 cameras, 4 displays
- 7 cameras, 4 displays with recording support

Electric pump for brake release

Text labels in:

- En/Ru/One of destination EU languages
- Other language

Measurements:

- Noise
- Vibration

ACCESSORIES

PROCESS PRODUCTIVITY

- Hydraulics for mixer cassette
- Front support legs

CARRIER PRODUCTIVITY

- Accessories for enclosed cabin:
 - Two-piece windscreen
 - Sliding rear window for driver's side
 - Audio system
 - Heated mirrors
- 12 V, 20 A power supply in cabin with socket and connector
- Drive battery coolant heater with interior heater and 24 VDC battery charger (230 V)
- Fluid evacuation panel with sampling points
- Automatic lubrication system
- Spare rim and tyre
- Toolbox and maintenance tools
- Interior cooling fan
- Wax tape for electric connectors

SAFETY

- Cabin door puddle lights
- Extra warning LED light
 - Color
 - Amber
 - Blue
 - Red
 - Green (n/a with rotating light pattern)
 - White (n/a with rotating light pattern)
 - Light pattern
 - Strobe
 - Rotating
- Direction lights (Green/Red)
 - Both lights always on
 - Lights follows driving direction
- Extra warning LED light with battery backup
 - Color
 - Amber
 - Blue
 - Red
 - Green (n/a with rotating light pattern)
 - White (n/a with rotating light pattern)
 - Light pattern
 - Strobe
 - Rotating
- Seat belt interlock switch applies safety brake
- Front and rear grounding straps
 - Flat cable
 - Chain
- Redundant brake monitoring system
- Methane monitoring system
- Protection guards for tunnel curtains
- Tyre pressure indicators
- Warning triangles
- Flashlight with charger
- Hearing protectors
- Wheel chocks with brackets

BEV SAFETY FEATURES

- Battery safe box (for transportation and storage)

SERVICES

NORMET SERVICES

Normet is committed to servicing its customers all over the world. We provide service from a single machine to an entire fleet. The Normet service offering consists of many different products from delivery of parts and training to fleet performance agreements.

More information check [normet.com](https://www.normet.com):

<https://www.normet.com/en/products-and-services>

For any questions about Normet Services contact local Normet.

<https://www.normet.com/en/contact/>

SPARE PARTS

As a leading global Original Equipment Manufacturer, we are committed to providing a complete solution to your spare parts needs. All of Normet's spare parts are manufactured to the highest possible standards to help maintain the safety and profitability of your projects. Our spare parts improve efficiency and total cost of ownership throughout your operations.

Start a carefree journey with Normet equipment by having the right selection of parts available from the beginning.

Spare part recommendation / Start-up Spare Part package:

Available for the first 2000h*: includes periodical service parts, most common wearing parts and other recommended parts. (*Recommendations are based on average hours that can vary depending on worksite conditions.)

Underground, every part is critical!

More information check <https://www.normet.com>

SERVICE AGREEMENTS

Service agreements are always customized to meet our customer needs, consisting of various Normet service products. The service solution is created together with the customer and the level of an agreement can vary with different support agreements (including e.g. parts, periodical maintenance, on-call services, and audits) up to guaranteed fleet availability or process performance (including e.g. parts, all maintenance activities, operator trainings and process audits).

Note that we can provide Digital solutions with connected equipment.

More information check [normet.com](https://www.normet.com).

TRAININGS

Training services can be tailored to your individual needs and range from equipment service training to process application training.

We offer a sustainable training path from the beginning of your operation to the execution stage of your project.

More information check [normet.com](https://www.normet.com).

COMMISSIONING

Equipment commissioning concerns **equipment familiarization**. This is included as part of Normet vehicle delivery. Safety introduction and operating basics for Normet Equipment. Review of Normet user and spare parts manuals. Hands-on equipment safety device operational training. Ensure product quality and customer satisfaction during handover.

Commissioning includes machinery handover to customers and safety operating principles without technical insights or process application training.

EXTENDED COMMISSIONING

We offer an extended training package on top of standard commissioning. Normet provides extended commissioning services that offer basic insights into maintenance manuals, periodical and daily maintenance, as well as modern operating perspectives to maximize handling efficiency. Safety-oriented training ensures reliable operations for Battery Electric Vehicles and Diesel-Driven based on your vehicle fleet. This cost-effective solution covers the essential aspects of equipment operation, safety, and maintenance schedules.

To ensure continuous and maximized safe operations with your new equipment and to expand your knowledge scale of operations, this option is the most suitable and recommended option for extending your new equipment training. This cost-effective solution covers the essential aspects of equipment operation, safety, and maintenance schedules.

UPGRADES AND MODIFICATIONS

We build our machines to last. We also understand that your needs on the ground can change - and reacting to that change makes a big difference in your productivity. Normet Upgrades & Modifications provide you with access to product improvements that meet your evolving requirements and let you stay one step ahead of the curve.

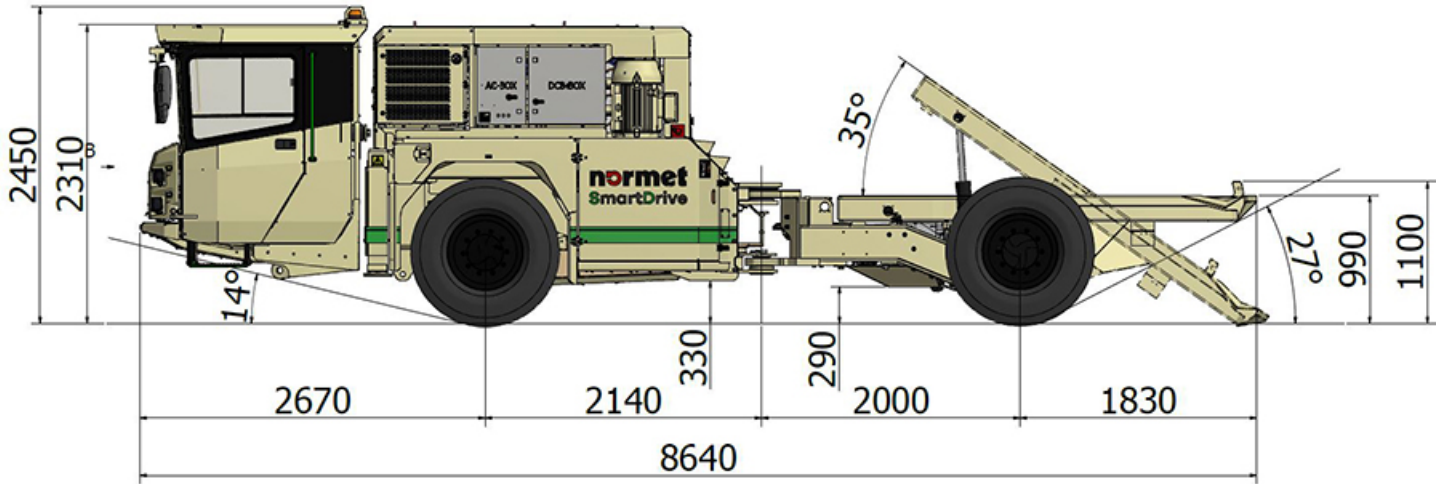
Contact your local Normet office for Upgrade offering to your fleet.

More information check [normet.com](https://www.normet.com).

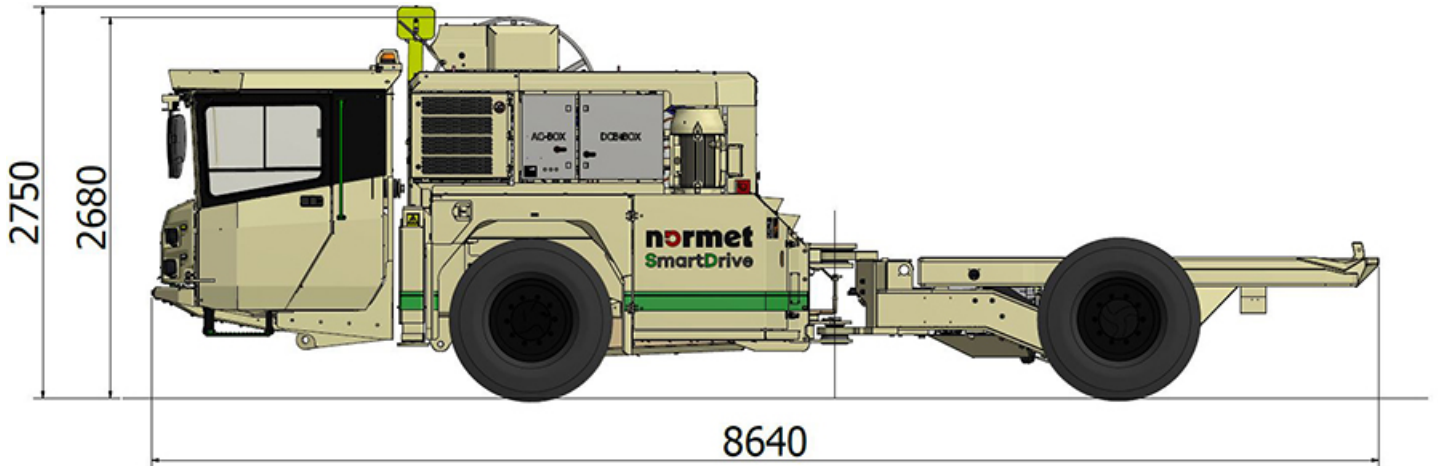
DIMENSIONS

Length	8640 mm	Track	1670 mm
Width	2040 mm	Ground clearance as shown	330 mm
Height	2450 mm	Turning radius outer	6610 mm
Wheel base	4140 mm	Turning radius inner	4350 mm

SIDE VIEW – BASIC MACHINE



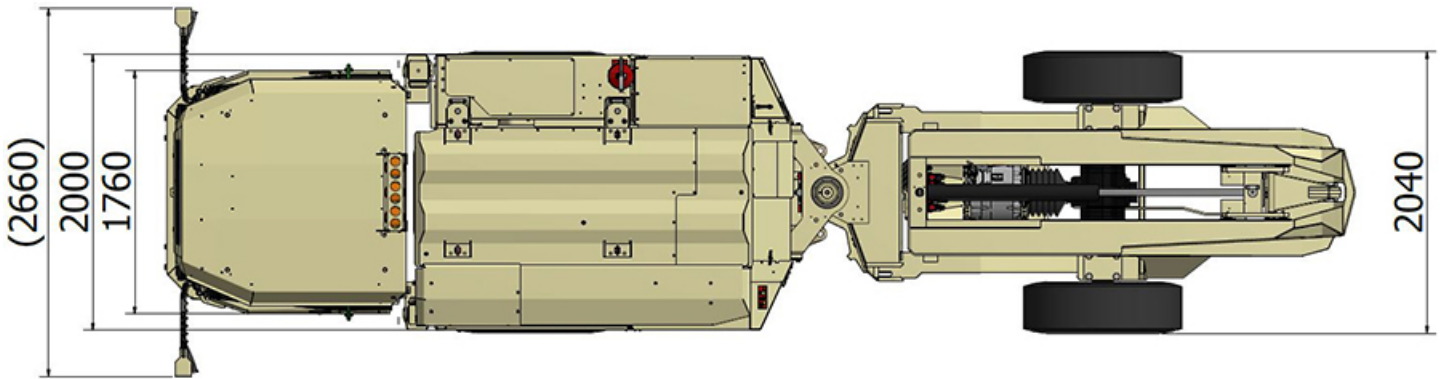
SIDE VIEW – MACHINE WITH OPTIONS



Normet reserves the right to change this specification without further notice

Pictures may include options and additional equipment.

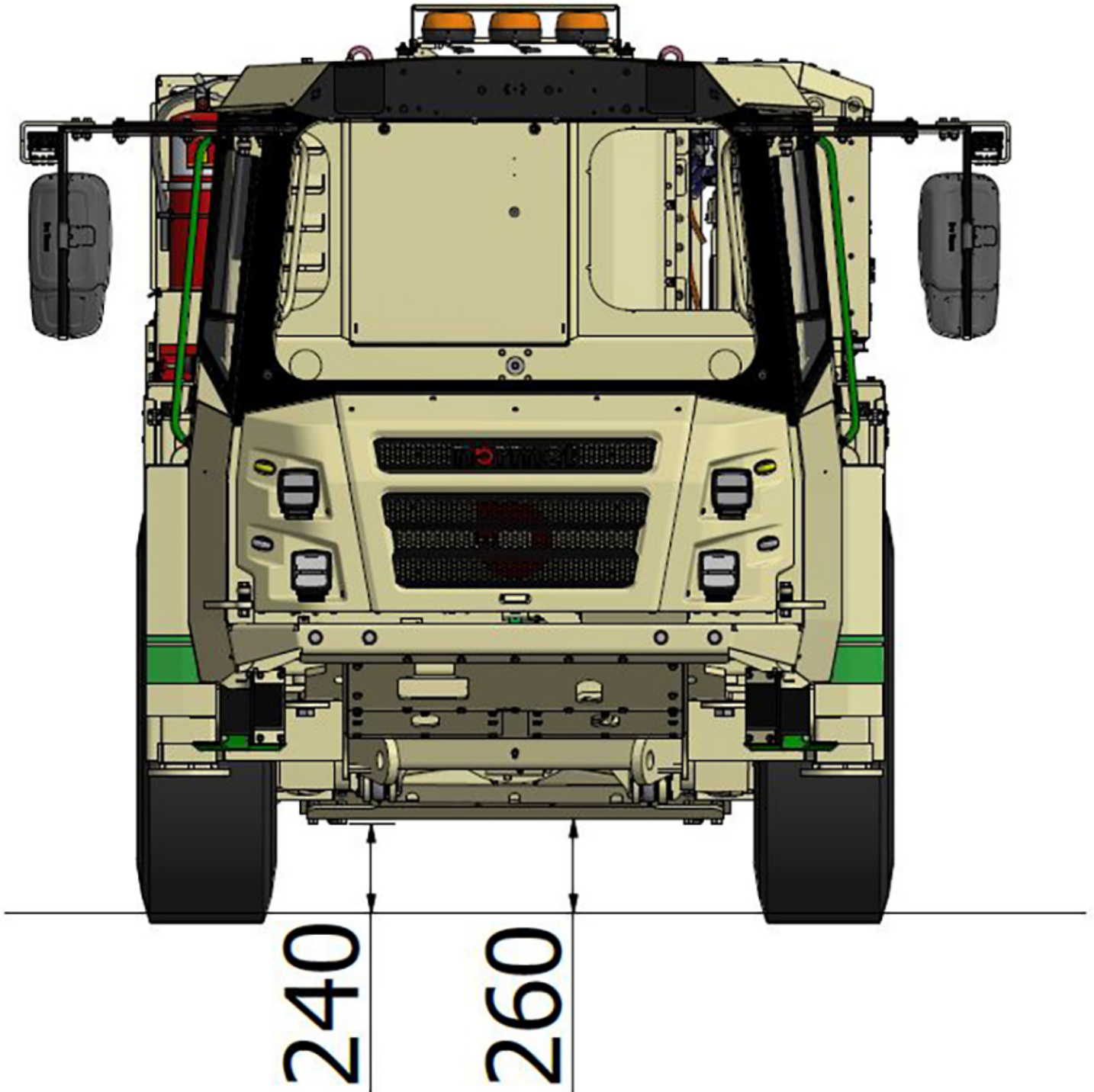
TOP VIEW



Normet reserves the right to change
this specification without further notice

Pictures may include options and additional equipment.

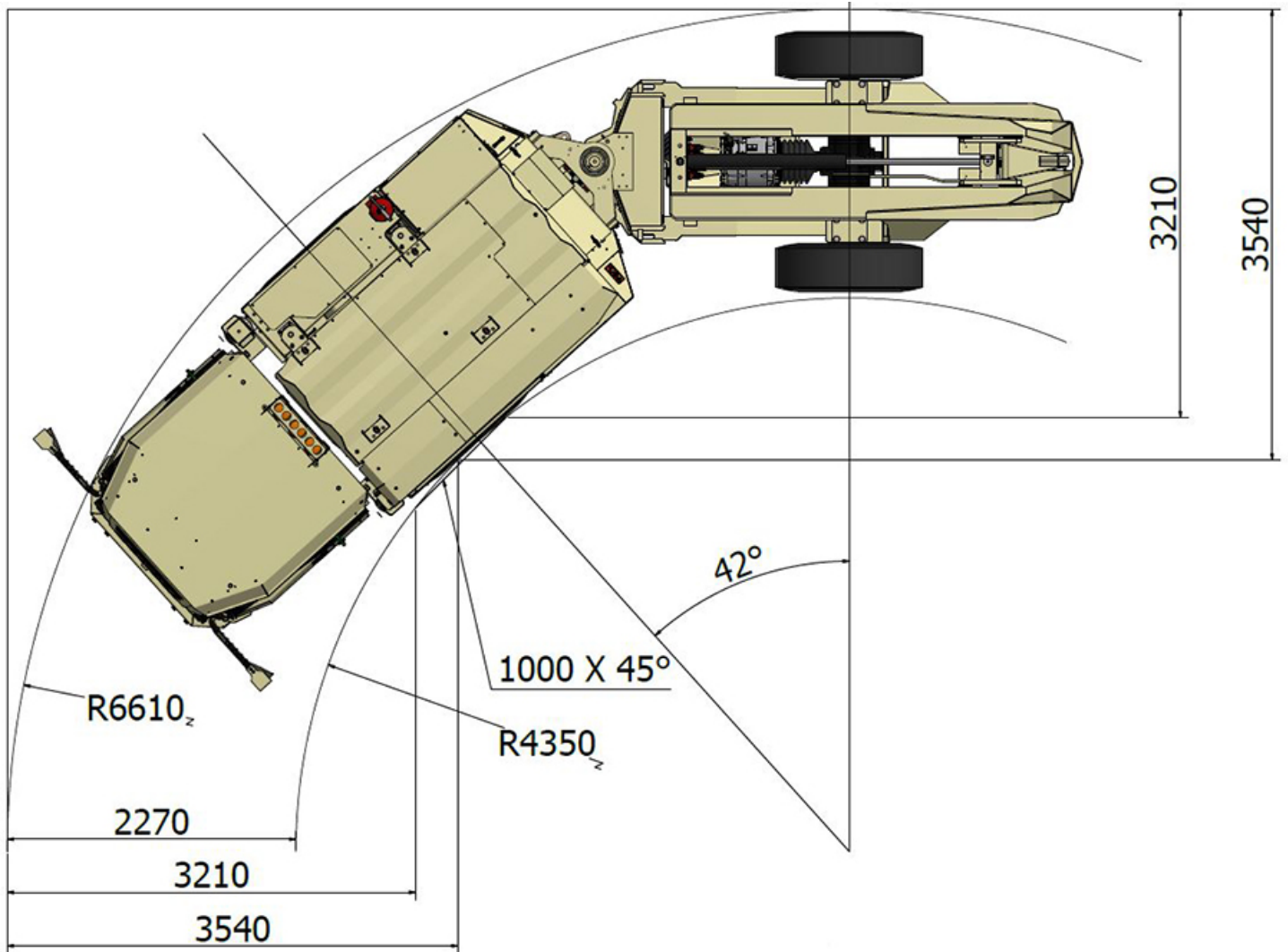
FRONT VIEW



Normet reserves the right to change this specification without further notice

Pictures may include options and additional equipment.

TURNING RADIUS



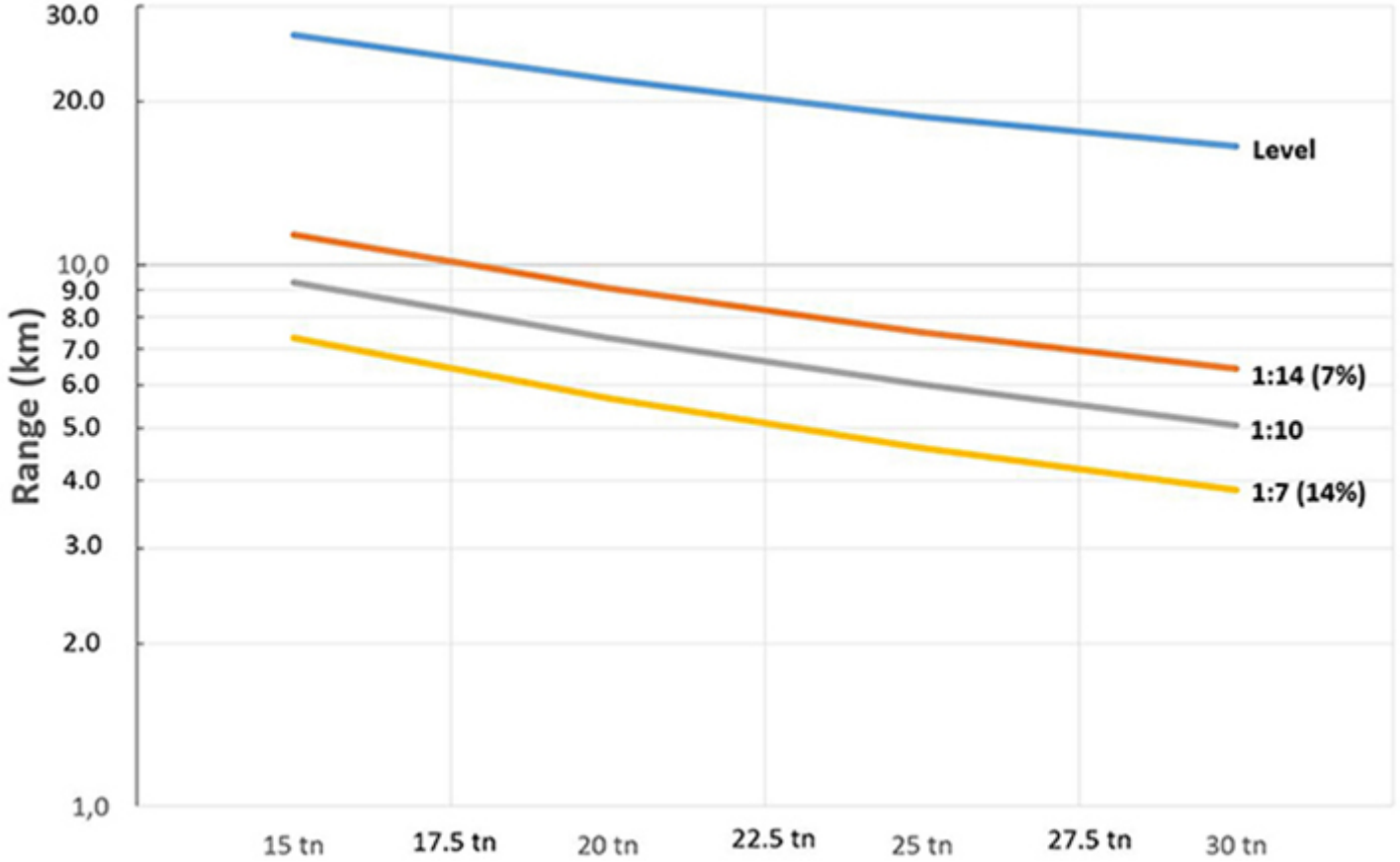
Normet reserves the right to change this specification without further notice

Pictures may include options and additional equipment.

DRIVING RANGE AND TRACTIVE EFFORT

DRIVING RANGE

Driving range curve: DOC060017



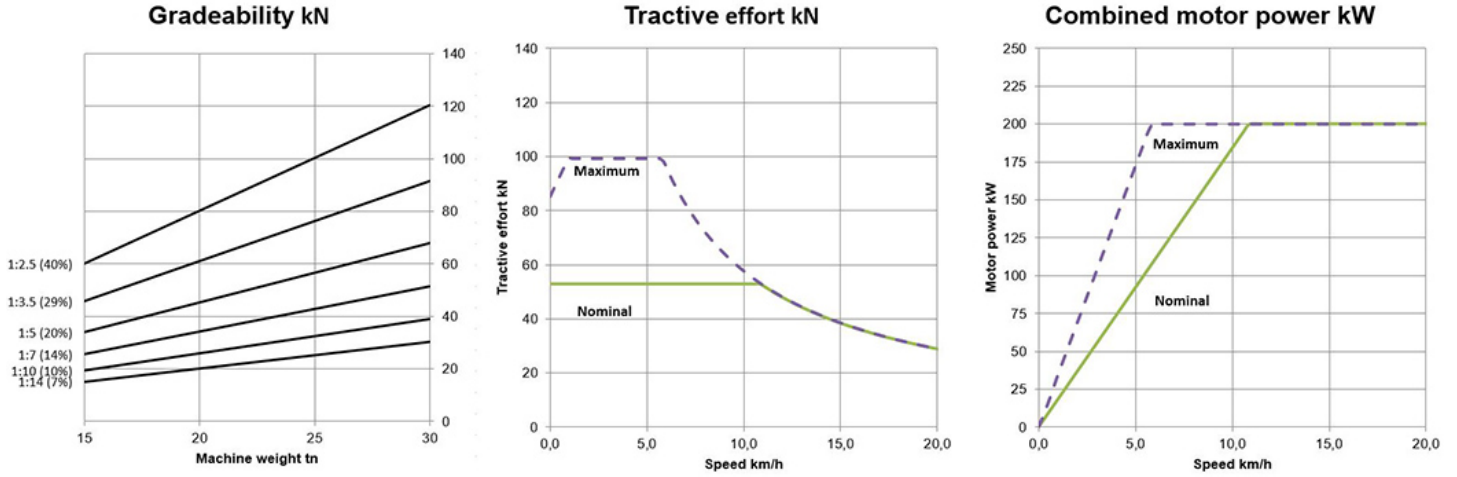
OPERATING WEIGHT

Empty	13 000 kg
Fully loaded	23 000 kg

final machine weight variate in agree with selected options

TRACTIVE EFFORT

Performance curve: DOC059935



Normet reserves the right to change this specification without further notice

Pictures may include options and additional equipment.