

Graded Care Profile 2 (GCP 2) Liquid Logic Workflow Guidance

The Graded Care profile 2 is an evidence-based tool used to help practitioners assess concerns about parental care and neglect of children. Its completion is mandatory for any child subject to a child protection plan in Stockport, registered under the category of neglect. It may also be used by early help and all partners working with families where there are concerns about levels of care given to children. It should sit alongside other assessments such as an early help or social work assessment.

The SSCP run training for all practitioners in Stockport. Please visit our website for more information [Training for practitioners - Stockport Council](#)

We have also produced a neglect strategy and toolkit to assist partners in their work with families [Neglect - Stockport Council](#)

Please use the information in this guide for user of Liquid Logic.

When completing a GCP 2 with a family, you will need to open a new episode. You can do this from the child main page by clicking start a Graded Care profile episode-see below:

The screenshot displays the Liquid Logic interface for a child's profile. The top navigation bar includes the system name 'Liquidlogic', the user 'Mr Dan Rowlands', and a search bar. The main header identifies the child as 'Child: Murphy Test 1 year 17-Mar-2025 (Ref: 248533)'. The left sidebar lists various profile sections like Identity, Photos, Risks, Parental Factors, Relationships, Involvements, TAC, CP, CLA, Costs, Episodes, History, Time Line, Chronology, Shared History, Forms, Documents, Case Notes, Notices, Audit, and CP-IS Audit. The central area shows 'Basic Demographics' with fields for Sex (Male), Actual DOB (17-Mar-2025), and Age (1 yr 2 mths). Below this are sections for 'Status Details', 'Identifiers', and 'Actions' (with options for 'Update Details' and 'Printable View'). The right sidebar contains 'Important Information' (with a yellow warning for 'No Case Status Information defined' and 'CLA Alert') and an 'Events' list. The 'Events' list includes various actions like 'Start SGO Indicator', 'Start a Caring Dads Referral', and 'Start a Graded Care Profile Episode', which is highlighted with a red box.

You will be asked to confirm and once you have done this you will have the opportunity to select siblings you want to include in the GCP 2. Please check that you only click on siblings who are under 18 and who you are also completing a GFCP 2 for. Remember the general rule is that you should complete the GCP 2 for all siblings unless there is a clear rationale why you would not do this. In this instance you should record why you are not completing the GCP 2.

Family Pathways ✕

Family Pathways - You may use the following table of related persons to start a grouped episode.
Any selected persons will be included in the group.

<input type="checkbox"/>	Relationship	Name	Age	Info
<input type="checkbox"/>	Self	Murphy Test BLA GCP2 DeLOJHC DeLOJOTH	1 yr 2 mths	Automatically included in group
<input checked="" type="checkbox"/>	Sister	Rosie Test CIN CWD PP2	5 years	Create new workflow and include in group
<input checked="" type="checkbox"/>	Sister	Cassie Test PP2	10 years	Create new workflow and include in group

Start Date: 📅

Once you have selected both siblings by ticking the box on the left, they will be added to the group and have a workflow pathway on their file with an open GCP 2 episode. You will then be presented with The GCP 2 episode page and a flag will appear on the top left of the screen as highlighted.

You will know if there is an open episode on any child as it will show as a flag:

Liquidlogic **Children's LCS UAT - Please note this is NOT Live** Home Tiles Help Menu System Find

Child: **Murphy Test** 1 year 17-Mar-2025 (Ref: 248533) BLA R GCP2 DeLOJHC DeLOJOTH 👤 ⚙️ 📄 👥 🔄 📁 👤 EHM

Full Map Local Map

```

graph TD
    CRD[Contact Record Details] --> GCP[Graded Care Profile Episode]
    RRD[Referral Record Details] --> GCP
    GCP --> GCPA[Graded Care Profile Assessment]
    GCP --> EE[End Episode]
        
```

Graded Care Profile Episode

Active Task: Mr Dan Rowlands (Reassign) Started: 29-May-2026 Due: unspecified

Graded Care Profile Episode **Decisions** Task Details All People (3)

Details

Start Date 29-May-2026
End Date

Subjects

- Test, Murphy (1 year)
- Test, Cassie (10 years)
- Test, Rosie (5 years)

Change Workspace Links

- Change Workspace Links

From this page click the decision tab and click start assessment, the date and reason for decision, see below:

Graded Care Profile Episode

Active Task: Mr Dan Rowlands (Reassign)

Started: 29-May-2026

Due: unspecified

Graded Care Profile Episode

Decisions

Task Details

All People (3) ▼

Combined Stage for: Murphy Test, Cassie Test, Rosie Test.

Outcomes

Date of Initiation or Completion:

Graded Care Profile Assessment (Assigned to Yourself)

Today's Date

End Graded Care Profile Episode (Assigned to Yourself)

Other Date: (reset)

Reason for Decision: (reset)

To undertake GCP 2

From this point you will be asked to confirm that you wish to start and assessment and confirm of all those included:

Graded Care Profile Episode

Active Task: Mr Dan Rowlands (Reassign)

Started: 29-May-2026

Due: unspecified

Graded Care Profile Episode

Decisions

Task Details

All People (3) ▼

Combined Stage for: Murphy Test, Cassie Test, Rosie Test.

Graded Care Profile Assessment - You must confirm the following Date & Reason are correct before continuing

Murphy Test Graded Care Profile Assessment (Assigned to Yourself)

Cassie Test Graded Care Profile Assessment (Assigned to Yourself)

Rosie Test Graded Care Profile Assessment (Assigned to Yourself)

Date of Initiation or Completion:

Today's Date

Other Date: (reset)

Reason for Decision: (reset)

To undertake GCP 2

You will now be taken to a page which shows the local map on the left, and a button where you can enter the full map. From here you click on the “Graded Care Profile-Assessment” underlined text highlighted in the middle of the screen:

The screenshot displays the Liquidlogic Children's LCS UAT interface. The top navigation bar includes the Liquidlogic logo, the text "Children's LCS UAT - Please note this is NOT Live", and navigation links for Home, Tiles, Help, Menu, System, and Find. The user profile section shows "Child: Murphy Test 1 year 17-Mar-2025 (Ref: 248533)" and various role tags like BLA, R, GCP2, DoLO|HC, and DoLO|OTH. The main content area is titled "Graded Care Profile Assessment" and includes a reason for the assessment: "Reason: To undertake GCP 2". It also shows the active task assigned to "Mr Dan Rowlands (Reassign)" with a start date of 29-May-2026 and a due date of 01-Jun-2026. A navigation bar below the title allows switching between "Graded Care Profile Assessment", "Task Details", and "All People (3)". The assessment details section includes a "Graded Care Profile - Assessment" link, which is highlighted. Below this, it lists service users (Murphy Test 1 yr, Cassie Test 10 yrs, Rosie Test 5 yrs) and the assigned assessor (Mr Dan Rowlands). The reason for the assessment is listed as "Reason For: Murphy Test, Cassie Test, Rosie Test" with the purpose "To undertake GCP 2". A "Back to: Graded Care Profile Episode" link is also present.

On the next screen, click on the “Start Blank” button on the next screen to start the GCP 2 assessment.

The screenshot shows the Liquidlogic Children's LCS UAT interface with the "Consolidation" tab selected. The top navigation bar is consistent with the previous screenshot. The user profile section shows "Child: Murphy Test 1 year 17-Mar-2025 (Ref: 248533)". The main content area has three tabs: "Information", "Assessment", and "Consolidation", with "Consolidation" being the active tab. Below the tabs, there is an information icon and a "Copy Forward" section. The text reads: "Copy Forward - Before starting the Assessment you have the option to copy forward the answers from the listed previous Ass alternatively (If you DO NOT want to copy forward any answers) click 'Start Blank' to begin the Assessment afresh." Below this text, there are three buttons: "Copy Forward Selected", "Start Blank" (highlighted), and "No Filter applied". To the right of "No Filter applied" are two more buttons: "Update Filter" and "Clear Filter". At the bottom of the section, there is a "Copy Forward - Copy answers forward from previous assessments" link.

At this stage, if for some reason you needed to remove one of the selected siblings, you can click the consolidation tab and remove a sibling or person by un-ticking the box on the left of their name and clicking apply consolidation:

Liquidlogic Children's LCS UAT - Please note this is NOT Live Home (1)

Child: Murphy Test 1 year 17-Mar-2025 (Ref: 248533)

BLA R GCP2 DoLOJHC DoLOJOTH

Information Assessment Consolidation

Subjects of this Consolidated Assessment

Consolidated Assessment - You may use the following table of persons (who are members of the same Make sure those selected are those that you wish to be in this group then click 'Apply Consolidation'.

Apply Consolidation Reset

<input checked="" type="checkbox"/>	Subjects of Grouped Assessment	Comment
<input checked="" type="checkbox"/>	Test, Murphy (1 year)	
<input checked="" type="checkbox"/>	Test, Cassie (10 years)	
<input type="checkbox"/>	Test, Rosie (5 years)	

From here you now have a screen which gives you access to the domains of the GCP 2 where you can record your scores for each area of the tool as highlighted in the left-hand pane.

In addition to the 4 areas, there are also tabs for adding children's details, a summary sheet with a reminder of the scoring and space to add family context information. There is also a tab for any additional information which includes parent comment, the voice of the child and a plan for action following completion of the Graded Care 2 tool. Remember this plan should align with your plan of support under relevant intervention by an early help practitioner or children's social care. These sections need to be completed but you can copy and paste from existing documentation. There is also an attachments tab where you could any examples of direct work completed, or evidence from other agencies. You could also upload this in the documents section on the child's front page.

Liquidlogic Children's LCS UAT - Please note this is NOT Live Home (1) Tiles Help M

Child: Murphy Test 1 year 17-Mar-2025 (Ref: 248533)

BLA R GCP2 DoLOJHC DoLOJOTH

Information Assessment Consolidation Delegate

Consolidated Section for: Murphy Test, Cassie Test, Rosie Test

Print

Graded Care Profile - ...

- Child's details ^M
- Summary Sheet
- A Physical Care
- B Safety
- C Emotional Care
- D Developmental C...
- Additional Informat...
- Attachments (0)

Graded Care Profile - Assessment

When you click into one of the areas you can add your scores to assist in competing the GCP 2 tool. Remember you can add comments to qualify any information about scoring, such as why you picked a score or any disagreement. This should be done after scoring - remember to say what you see during completion of the tool and only focus on the “why” afterwards.

Select a score by clicking on that number and use the rules to come up with both sub area and area scores. A reminder of the rules is in the yellow box at the top of the page and in the GCP 2 guidance document you received after completing training.

A Physical Care

Rules for sub-area and area scores:
 1, 2 or 3 = most commonly occurring score
 4 or 5 = Highest score

Liquidlogic **Children's LCS UAT - Please note this is NOT Live** Home (1) ▾

Child: **Murphy Test 1 year 17-Mar-2025 (Ref: 248533)** Graded Care Profile - Assessment, 29-May-2026

Information **Assessment** Consolidation Delegate

Print

Graded Care Profile - ...

- Child's details ^M
- Summary Sheet
- A Physical Care**
- B Safety
- C Emotional Care
- D Developmental C...
- Additional Informat...
- Attachments (0)

A1 Nutrition

Sub-area grade for A1 Nutrition:

	Grade	Comments/reason for score
1.1 Quality	<input type="radio"/> 1 <input checked="" type="radio"/> 2 <input type="radio"/> 3 <input type="radio"/> 4 <input type="radio"/> 5	
1.2 Quantity	<input type="radio"/> 1 <input type="radio"/> 2 <input checked="" type="radio"/> 3 <input type="radio"/> 4 <input type="radio"/> 5	
1.3 Specific Diet	<input type="radio"/> 1 <input type="radio"/> 2 <input checked="" type="radio"/> 3 <input type="radio"/> 4 <input type="radio"/> 5	
1.4 Preparation	<input type="radio"/> 1 <input type="radio"/> 2 <input checked="" type="radio"/> 3 <input type="radio"/> 4 <input type="radio"/> 5	
1.5 Organisation	<input type="radio"/> 1 <input checked="" type="radio"/> 2 <input type="radio"/> 3 <input type="radio"/> 4 <input type="radio"/> 5	

A2 Housing

Sub-area grade for A2 Housing:

	Grade	Comments/reason for score
2.1 Facilities	<input type="radio"/> 1 <input type="radio"/> 2 <input type="radio"/> 3 <input checked="" type="radio"/> 4 <input type="radio"/> 5	Mum disagreed with this score but we discussed that there was no lighting upstairs and one of the children was sleeping on a mattress on the floor.
2.2 Maintenance	<input type="radio"/> 1 <input type="radio"/> 2 <input type="radio"/> 3 <input checked="" type="radio"/> 4 <input type="radio"/> 5	
2.3 Decor	<input type="radio"/> 1 <input type="radio"/> 2 <input checked="" type="radio"/> 3 <input type="radio"/> 4 <input type="radio"/> 5	

A3 Clothing

Sub-area grade for A3 Clothing:

	Grade	Comments/reason for score
3.1 Weather appropriate	<input type="radio"/> 1 <input type="radio"/> 2 <input checked="" type="radio"/> 3 <input type="radio"/> 4 <input type="radio"/> 5	
3.2 Fit	<input type="radio"/> 1 <input type="radio"/> 2 <input checked="" type="radio"/> 3 <input type="radio"/> 4 <input type="radio"/> 5	
3.3 Look	<input type="radio"/> 1 <input type="radio"/> 2 <input checked="" type="radio"/> 3 <input type="radio"/> 4 <input type="radio"/> 5	

A4 Hygiene

Sub-area grade for A4 Hygiene:

	Grade	Comments/reason for score
Sub area grade for A4 Hygiene	<input type="radio"/> 1 <input type="radio"/> 2 <input checked="" type="radio"/> 3 <input type="radio"/> 4 <input type="radio"/> 5	

A5 Health

Sub-area grade for A5 Health:

	Grade	Comments/reason for score
5.1 Opinion sought	<input type="radio"/> 1 <input type="radio"/> 2 <input checked="" type="radio"/> 3 <input type="radio"/> 4 <input type="radio"/> 5	
5.2 Follow up	<input type="radio"/> 1 <input type="radio"/> 2 <input type="radio"/> 3 <input checked="" type="radio"/> 4 <input type="radio"/> 5	
5.3 Checks	<input type="radio"/> 1 <input type="radio"/> 2 <input type="radio"/> 3 <input type="radio"/> 4 <input checked="" type="radio"/> 5	Children have not had immunisations and not registered with GP r dentist
5.4 Disability	<input type="radio"/> 1 <input type="radio"/> 2 <input checked="" type="radio"/> 3 <input type="radio"/> 4 <input type="radio"/> 5	

Sub-area grade for A5 Health:

AREA GRADE FOR PHYSICAL:

Remember to save any updates so you can come back to the GCP 2 to complete it. Once completed, click the finalise assessment button on top left of the page

(Unsaved Changes)

Click Ok to confirm finalise and then on the next screen under outcomes, click the “Start” button next to “continue with current process”:

Liquidlogic Children's LCS UAT - Please note this is NOT Live Home Tiles Help Menu System Find Mr Dan Rowlands

Child: Murphy Test 1 year 17-Mar-2025 (Ref: 248533)

Graded Care Profile Assessment

Reason: To undertake GCP 2

Active Task: Mr Dan Rowlands (Reassign) Started: 29-May-2026 Due: 01-Jun-2026

Graded Care Profile Assessment Decisions Task Details All People (3)

Combined Stage for: Murphy Test, Cassie Test, Rosie Test.

Outcomes

Continue with current processes Start (Completes Automatically)

Date of Initiation or Completion: 29-May-2026

Reason for Decision: (reset)

You will then be taken to a confirmation screen, click confirm and you can add text to the reason for decision box

Liquidlogic Children's LCS UAT - Please note this is NOT Live Home Tiles Help Menu System Find

Child: Murphy Test 1 year 17-Mar-2025 (Ref: 248533)

Graded Care Profile Assessment

Reason: To undertake GCP 2

Active Task: Mr Dan Rowlands (Reassign) Started: 29-May-2026 Due: 01-Jun-2026

Graded Care Profile Assessment Decisions Task Details All People (3)

Combined Stage for: Murphy Test, Cassie Test, Rosie Test.

Confirm Cancel

Continue with current processes - You must confirm the following Date & Reason are correct before continuing

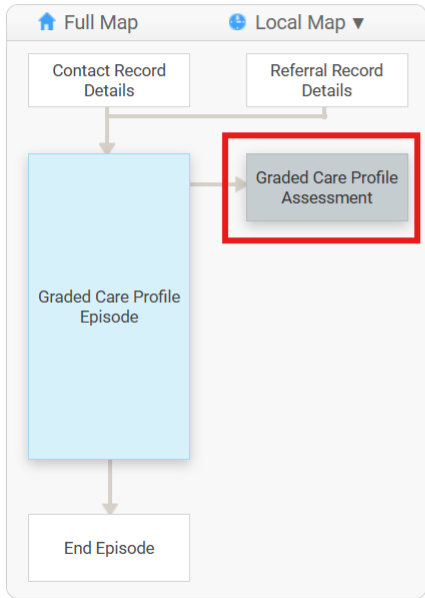
Continue with current processes (Completes Automatically)

Date of Initiation or Completion: 29-May-2026

Reason for Decision: (reset)

GCP 2 completed

You will now see a screen where the Graded Care Profile Assessment box in the local map is greyed out and in the child's completed forms tab you will see a Graded Care Assessment form completed in your name. This means the GCP 2 assessment is completed. See below:



Continue with existing processes

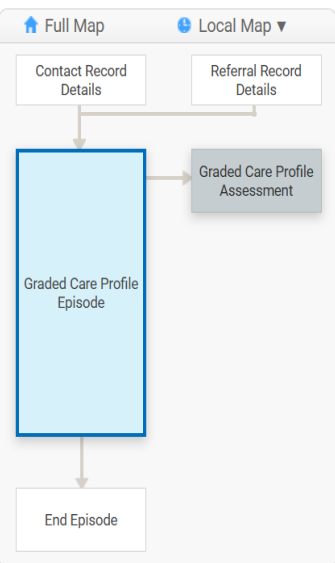
Reason: GCP 2 completed
Initiator: Mr Dan Rowlands **Started:** 29-May-2026 **Completed:** 29-May-2026

[Continue with existing processes](#) [History](#) [All People \(3\)](#)

Continue with Existing Processes

[Back to: Graded Care Profile Assessment](#)

To start a subsequent review GCP 2 assessment tool to evidence progress, click on the Graded Care Profile Episode box in the map and click the “Restart” button. Only click the “End” button if you are going to close the GCP2 episode. A reminder here that you should not only complete one GCP 2 assessment tool, but you should also complete at least 1 review tool to evidence changes. You may also end the episode if the family refused to consent, moved out of area, or when the case closes.



Graded Care Profile Episode

Active Task: Mr Dan Rowlands (Reassign) **Started:** 29-May-2026 **Due:** unspecified

[Graded Care Profile Episode](#) [Decisions](#) [Task Details](#) [All People \(3\)](#)

Combined Stage for: Murphy Test, Cassie Test, Rosie Test.

Outcomes **Date of Initiation or Completion:**

Graded Care Profile Assessment [Restart](#) (Assigned to Yourself) Today's Date

End Graded Care Profile Episode [Start](#) (Assigned to Yourself) Other Date: (reset)

Reason for Decision: (reset)

If you click Restart you follow the process again of completing the GCP 2 and another completed form will show on the child's record.

If you pick end episode you need to complete a closure record. Once you do this the episode will end and the boxes in the map will be greyed out. The GCP 2 flag in the top left of the screen will also have a cross through it.

Liquidlogic Children's LCS UAT - Please note this is NOT Live Home Tiles Help Menu System Find

Child: Murphy Test 1 year 17-Mar-2025 (Ref: 248533) BLA R GCP2 DeLOJHC DeLOJOTH

Full Map Local Map

Contact Record Details Referral Record Details

Graded Care Profile Episode

Graded Care Profile Assessment

End Episode

Graded Care Profile Episode

Active Task: Mr Dan Rowlands (Reassign) Started: 29-May-2026 Due: unspecified

Graded Care Profile Episode Decisions Task Details All People (3)

Combined Stage for: Murphy Test, Cassie Test, Rosie Test.

Confirm Cancel

End Graded Care Profile Episode - You must confirm the following Date & Reason are correct before continuing

- Murphy Test End Graded Care Profile Episode (Assigned to Yourself)
- Cassie Test End Graded Care Profile Episode (Assigned to Yourself)
- Rosie Test End Graded Care Profile Episode (Assigned to Yourself)

Date of Initiation or Completion:

Today's Date

Other Date: [calendar icon] (reset)

Reason for Decision: (reset)

Then complete closure form by clicking the highlighted episode closure text

Liquidlogic Children's LCS UAT - Please note this is NOT Live Home Tiles Help Menu System Find

Child: Murphy Test 1 year 17-Mar-2025 (Ref: 248533) BLA R GCP2 DeLOJHC DeLOJOTH

Full Map Local Map

Contact Record Details Referral Record Details

Graded Care Profile Episode

Graded Care Profile Assessment

End Episode

End Graded Care Profile Episode

Reason:

Active Task: Mr Dan Rowlands (Reassign) Started: 29-May-2026 Due: 01-Jun-2026

End Graded Care Profile Episode Task Details All People (3)

End Episode

The Assessment **Graded Care Profile - Episode Closure Record** (Assigned to You) [Print]

Service User/s: Murphy Test 1 yr, Cassie Test 10 yrs, Rosie Test 5 yrs

Assigned to Assessor: Mr Dan Rowlands (29-May-2026)

Reason for Assessment/Record

Reason For: Murphy Test, Cassie Test, Rosie Test

Back to: Graded Care Profile Episode

You will be taken to a closure screen where you can select reason for closure and Finalise Assessment button on top right to end.

Liquidlogic Children's LCS UAT - Please note this is NOT Live Home (1) Tiles Help Menu System Find

Child: **Murphy Test 1 year 17-Mar-2025 (Ref: 248533)**

Graded Care Profile - Episode Closure Record, 29-May-2026

Information **Assessment** Consolidation Delegate (Unsaved Changes) Save **Finalise Assessment** Close

Consolidated Section for: **Murphy Test, Cassie Test, Rosie Test**

Episode Closure Record

Episode Start Date: 29-May-2026

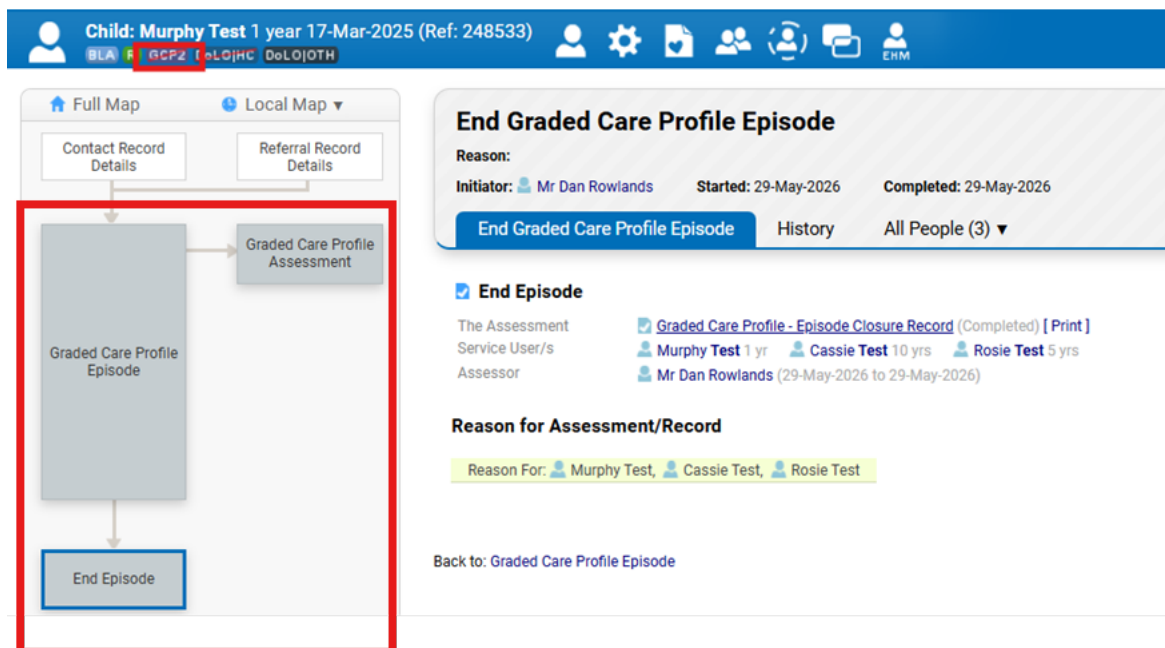
Reason for Closing Episode: Other

If Other, provide details

Episode Closure Date

Date Form Completed

On closure, the map for the episode will now be greyed out and will look like this:



For any questions, please contact:

Dan Rowlands He/Him

Safeguarding Training Manager

Stockport Safeguarding Children Partnership (SSCP)

Email: dan.rowlands@stockport.gov.uk

Mobile: 07866999585