

# Member Affiliation Summary

2025 Statistics for the OMERS Primary Pension Plan as at December 31, 2025

Members of the OMERS Primary Pension Plan (“OMERS Plan”) belong to a wide variety of union and association groups. The following tables show the affiliation breakdown of our membership as at December 31, 2025, in the following ways:

Table	Description
1-A	Active Membership Headcounts (NRA 60 and NRA 65)
1-B	Active Membership Headcounts (Continuous Full-Time (CFT) and Other-Than-Continuous Full-Time (OTCFT))
1-C	Percentage Distribution of Contributions
1-D	Percentage Distribution of Actuarial Liabilities

In the tables, unions and associations with fewer than 0.5% of the OMERS active membership headcount are grouped together as “Other”.

The tables also make reference to members who are not currently contributing to the OMERS Plan, and these include the following types of members:

- **Retired** – Retired members and survivors receiving a monthly pension
- **Deferred** – Members who left their OMERS employer but kept their pension in the OMERS Plan
- **Disability Waiver** – Members with an injury or illness who continue to earn credited service
- **Divested** – Members divested from an OMERS employer to another non-OMERS employer that has a registered pension plan

Please note that the information shown in the tables is based on data submitted to OMERS by employers; the employer and the member (via the employer) can update an employee’s affiliation at any time. In addition, employers can produce a report at any time that displays their employees’ affiliations.

The information presented is not used for pension administration purposes. The information should not be relied upon for any other purpose than to provide a general indication of the distribution of OMERS membership by employee affiliations.

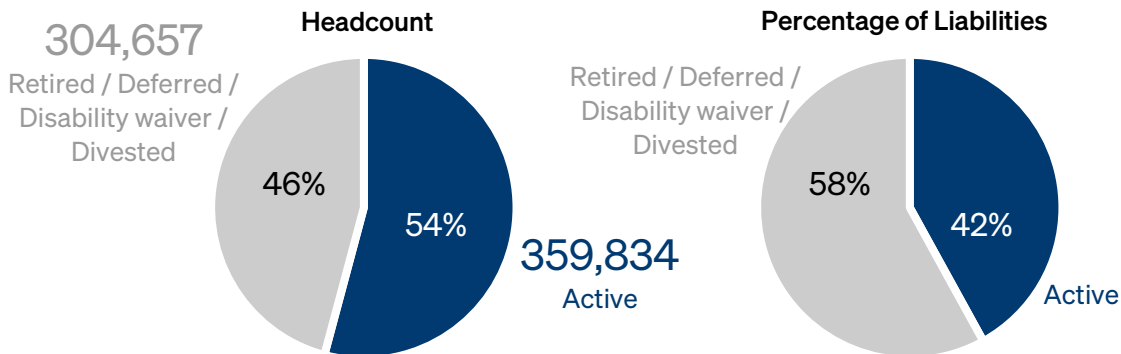
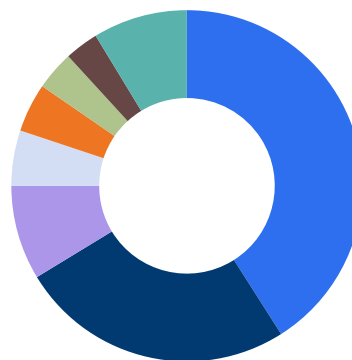


Table 1-A: 2025 Member Affiliation – Active Membership Headcounts (NRA 60 and NRA 65)

Member Affiliation	Number of Active Members			Percentage Distribution of Active Members
	NRA 60	NRA 65	Total	
CUPE	-	147,627	147,627	41.0%
MGMT/NON-UNION	772	90,209	90,981	25.3%
POLICE	21,073	10,301	31,374	8.7%
OSSTF	-	18,206	18,206	5.1%
OPSEU	-	16,301	16,301	4.5%
FIRE	12,394	554	12,948	3.6%
ATU	-	11,005	11,005	3.1%
UNIFOR	-	6,017	6,017	1.7%
IBEW	-	3,221	3,221	0.9%
ETFO	-	3,011	3,011	0.8%
ONA	-	3,009	3,009	0.8%
CIPP	-	2,095	2,095	0.6%
SEIU	-	1,907	1,907	0.5%
COPE	-	1,894	1,894	0.5%
Other**	87	10,151	10,238	2.9%
<b>Total Active</b>	<b>34,326</b>	<b>325,508</b>	<b>359,834</b>	<b>100.0%</b>
<b>Percentage of Total</b>	<b>10%</b>	<b>90%</b>	<b>100%</b>	

\*\*Employee affiliations with less than 0.5% of active membership headcount each.

- CUPE
- MGMT/NON-UNION
- POLICE
- OSSTF
- OPSEU
- FIRE
- ATU
- Member affiliations with less than 2% of active members each



ATU	Amalgamated Transit Union	FIRE	Ontario Professional Fire Fighters Association	OSSTF	Ontario Secondary School Teachers' Federation
CIPP	Civic Institute of Professional Personnel	IBEW	International Brotherhood of Electrical Workers	POLICE	Police Associations of Ontario
COPE	Canadian Office & Professional Employees Union	MGMT/ NON-UNION	Management/Union Exempt/ Non-Union	SEIU	Service Employees International Union
CUPE	Canadian Union of Public Employees	ONA	Ontario Nurses Association	UNIFOR	Auto, Communications, Energy and Paper Workers Union
ETFO	Elementary Teachers' Federation of Ontario	OPSEU	Ontario Public Service Employees Union		

Table 1-B: 2025 Member Affiliation – Active Membership Headcounts  
(Continuous Full-Time (CFT) and Other-Than-Continuous Full-Time (OTCFT))

Member Affiliation	Number of Active Members			Percentage Distribution of Active Members
	CFT	OTCFT	Total	
CUPE	91,041	56,586	147,627	41.0%
MGMT/NON-UNION	68,309	22,672	90,981	25.3%
POLICE	30,039	1,335	31,374	8.7%
OSSTF	2,541	15,665	18,206	5.1%
OPSEU	8,733	7,568	16,301	4.5%
FIRE	12,775	173	12,948	3.6%
ATU	10,569	436	11,005	3.1%
UNIFOR	4,412	1,605	6,017	1.7%
IBEW	3,092	129	3,221	0.9%
ETFO	58	2,953	3,011	0.8%
ONA	2,236	773	3,009	0.8%
CIPP	1,771	324	2,095	0.6%
SEIU	977	930	1,907	0.5%
COPE	378	1,516	1,894	0.5%
Other**	4,999	5,239	10,238	2.9%
<b>Total Active</b>	<b>241,930</b>	<b>117,904</b>	<b>359,834</b>	<b>100.0%</b>
<b>Percentage of Total</b>	<b>67%</b>	<b>33%</b>	<b>100%</b>	

\*\*Employee affiliations with less than 0.5% of active membership headcount each.



ATU	Amalgamated Transit Union	FIRE	Ontario Professional Fire Fighters Association	OSSTF	Ontario Secondary School Teachers' Federation
CIPP	Civic Institute of Professional Personnel	IBEW	International Brotherhood of Electrical Workers	POLICE	Police Associations of Ontario
COPE	Canadian Office & Professional Employees Union	MGMT/ NON-UNION	Management/Union Exempt/ Non-Union	SEIU	Service Employees International Union
CUPE	Canadian Union of Public Employees	ONA	Ontario Nurses Association	UNIFOR	Auto, Communications, Energy and Paper Workers Union
ETFO	Elementary Teachers' Federation of Ontario	OPSEU	Ontario Public Service Employees Union		

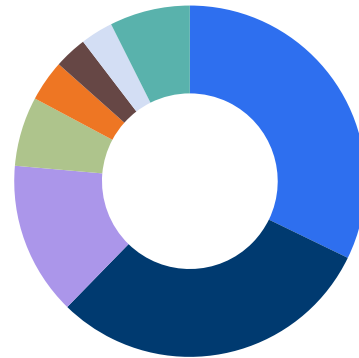
Table 1-C: 2025 Member Affiliation – Percentage Distribution of Contributions

Member Affiliation	Estimated 2026 Total Contributions* (Employers and active members)		
	NRA 60	NRA 65	Total
CUPE	-	32.2%	32.2%
MGMT/NON-UNION	0.3%	29.8%	30.1%
POLICE	10.6%	3.5%	14.1%
FIRE	6.2%	0.2%	6.4%
OPSEU	-	3.8%	3.8%
ATU	-	3.0%	3.0%
OSSTF	-	3.0%	3.0%
UNIFOR	-	1.3%	1.3%
IBEW	-	1.0%	1.0%
ONA	-	0.9%	0.9%
CIPP	-	0.8%	0.8%
ETFO	-	0.4%	0.4%
SEIU	-	0.4%	0.4%
COPE	-	0.3%	0.3%
Other**	0.0%	2.3%	2.3%
<b>Total Active</b>	<b>17.1%</b>	<b>82.9%</b>	<b>100.0%</b>

\*Split equally between employers and members.

\*\*Employee affiliations with less than 0.5% of active membership headcount each.

- CUPE
- MGMT/NON-UNION
- POLICE
- FIRE
- OPSEU
- ATU
- OSSTF
- Member affiliations with less than 2% of contributions each



ATU	Amalgamated Transit Union	FIRE	Ontario Professional Fire Fighters Association	OSSTF	Ontario Secondary School Teachers' Federation
CIPP	Civic Institute of Professional Personnel	IBEW	International Brotherhood of Electrical Workers	POLICE	Police Associations of Ontario
COPE	Canadian Office & Professional Employees Union	MGMT/ NON-UNION	Management/Union Exempt/ Non-Union	SEIU	Service Employees International Union
CUPE	Canadian Union of Public Employees	ONA	Ontario Nurses Association	UNIFOR	Auto, Communications, Energy and Paper Workers Union
ETFO	Elementary Teachers' Federation of Ontario	OPSEU	Ontario Public Service Employees Union		

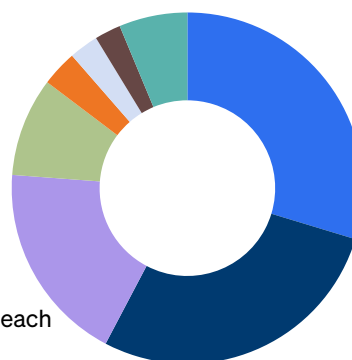
Table 1-D: 2025 Member Affiliation – Percentage Distribution of Actuarial Liabilities

Member Affiliation	Actuarial Liabilities of Active Members* (42% of total Plan Liabilities)		
	NRA 60	NRA 65	Total
CUPE	-	29.7%	29.7%
MGMT/NON-UNION	0.5%	27.5%	28.0%
POLICE	15.3%	3.2%	18.5%
FIRE	8.8%	0.3%	9.1%
OPSEU	-	3.3%	3.3%
OSSTF	-	2.7%	2.7%
ATU	-	2.4%	2.4%
IBEW	-	1.0%	1.0%
ONA	-	0.9%	0.9%
UNIFOR	-	0.9%	0.9%
CIPP	-	0.8%	0.8%
ETFO	-	0.3%	0.3%
SEIU	-	0.3%	0.3%
COPE	-	0.2%	0.2%
Other**	0.0%	1.9%	1.9%
<b>Total Active</b>	<b>24.6%</b>	<b>75.4%</b>	<b>100.0%</b>

\*Liabilities for members with service in multiple affiliations are assigned to their current affiliation.

\*\*Employee affiliations with less than 0.5% of active membership headcount each.

- CUPE
- MGMT/NON-UNION
- POLICE
- FIRE
- OPSEU
- OSSTF
- ATU
- Member affiliations with less than 2% of liabilities of active members each



ATU	Amalgamated Transit Union	FIRE	Ontario Professional Fire Fighters Association	OSSTF	Ontario Secondary School Teachers' Federation
CIPP	Civic Institute of Professional Personnel	IBEW	International Brotherhood of Electrical Workers	POLICE	Police Associations of Ontario
COPE	Canadian Office & Professional Employees Union	MGMT/ NON-UNION	Management/Union Exempt/ Non-Union	SEIU	Service Employees International Union
CUPE	Canadian Union of Public Employees	ONA	Ontario Nurses Association	UNIFOR	Auto, Communications, Energy and Paper Workers Union
ETFO	Elementary Teachers' Federation of Ontario	OPSEU	Ontario Public Service Employees Union		

(Published April 2026)

OMERS  
EY Tower, 900-100 Adelaide St W, Toronto, ON, M5H 0E2  
t. 416.369.2444 1.800.387.0813 omers.com