

Member Affiliation Summary

2024 Statistics – as at December 31, 2024

Members of the OMERS Primary Pension Plan (“OMERS Plan”) belong to a wide variety of union and association groups. The following tables show the affiliation breakdown of our membership as at December 31, 2024, in the following ways:

Table	Description
1-A	Active Membership Headcounts (NRA 60 and NRA 65)
1-B	Active Membership Headcounts (Continuous Full-Time (CFT) and Other-Than-Continuous Full-Time (OTCFT))
1-C	Percentage Distribution of Contributions
1-D	Percentage Distribution of Actuarial Liabilities

In the tables, unions and associations with fewer than 0.5% of the OMERS active membership headcount are grouped together as “Other”.

The tables also make reference to members who are not currently contributing to the OMERS Plan, and these include the following types of members:

- **Retired** – Retired members and survivors receiving a monthly pension
- **Deferred** – Members who left their OMERS employer but kept their pension in the OMERS Plan
- **Disability Waiver** – Members with an injury or illness who continue to earn credited service
- **Divested** – Members divested from an OMERS employer to another non-OMERS employer that has a registered pension plan

Please note that the information shown in the tables is based on data submitted to OMERS by employers; the employer and the member (via the employer) can update an employee’s affiliation at any time. In addition, employers can produce a report at any time that displays their employees’ affiliations. The affiliation of each member is also reported in the member’s annual Pension Report.

The information presented is not used for pension administration purposes. The information should not be relied upon for any other purpose than to provide a general indication of the distribution of OMERS membership by employee affiliations.

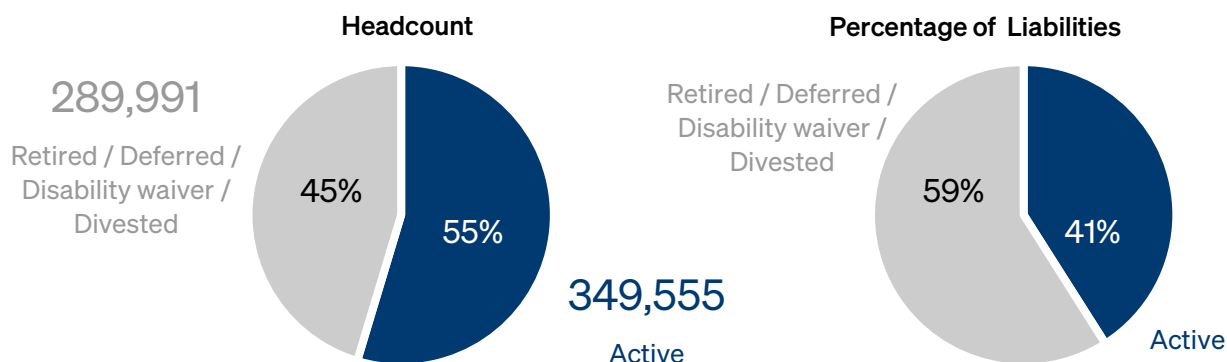
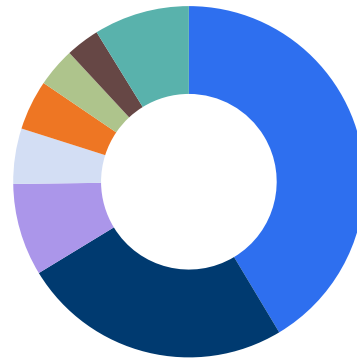
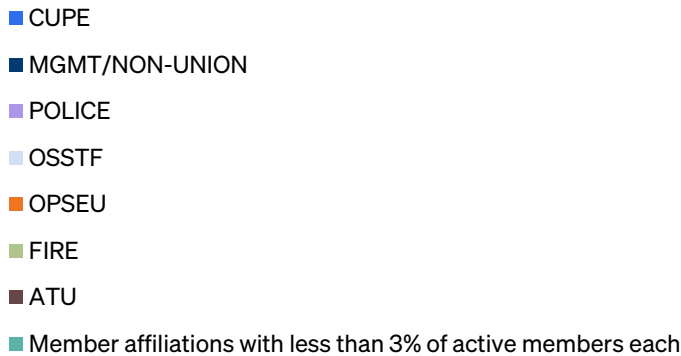


Table 1-A: 2024 Member Affiliation – Active Membership Headcounts (NRA 60 and NRA 65)

Member Affiliation	Number of Active Members			Percentage Distribution of Active Members
	NRA 60	NRA 65	Total	
CUPE	-	144,808	144,808	41.4%
MGMT/NON-UNION	650	86,447	87,097	24.9%
POLICE	19,941	9,691	29,632	8.5%
OSSTF	-	17,914	17,914	5.1%
OPSEU	-	16,045	16,045	4.6%
FIRE	12,019	548	12,567	3.6%
ATU	-	10,803	10,803	3.1%
UNIFOR	-	5,884	5,884	1.7%
IBEW	-	3,240	3,240	0.9%
ETFO	-	2,984	2,984	0.9%
ONA	-	2,958	2,958	0.8%
CIPP	-	2,030	2,030	0.6%
SEIU	-	1,805	1,805	0.5%
COPE	-	1,804	1,804	0.5%
Other**	75	9,909	9,984	2.9%
Total Active	32,685	316,870	349,555	100.0%
Percentage of Total	9%	91%	100%	

**Employee affiliations with less than 0.5% of active membership headcount each.



ATU	Amalgamated Transit Union	FIRE	Ontario Professional Fire Fighters Association	OSSTF	Ontario Secondary School Teachers' Federation
CIPP	Civic Institute of Professional Personnel	IBEW	International Brotherhood of Electrical Workers	POLICE	Police Associations of Ontario
COPE	Canadian Office & Professional Employees Union	MGMT/ NON-UNION	Management/Union Exempt/ Non-Union	SEIU	Service Employees International Union
CUPE	Canadian Union of Public Employees	ONA	Ontario Nurses Association	UNIFOR	Auto, Communications, Energy and Paper Workers Union
ETFO	Elementary Teachers' Federation of Ontario	OPSEU	Ontario Public Service Employees Union		

Table 1-B: 2024 Member Affiliation – Active Membership Headcounts
(Continuous Full-Time (CFT) and Other-Than-Continuous Full-Time (OTCFT))

Member Affiliation	Number of Active Members			Percentage Distribution of Active Members
	CFT	OTCFT	Total	
CUPE	88,585	56,223	144,808	41.4%
MGMT/NON-UNION	66,134	20,963	87,097	24.9%
POLICE	28,450	1,182	29,632	8.5%
OSSTF	2,519	15,395	17,914	5.1%
OPSEU	8,487	7,558	16,045	4.6%
FIRE	12,433	134	12,567	3.6%
ATU	10,370	433	10,803	3.1%
UNIFOR	4,270	1,614	5,884	1.7%
IBEW	3,121	119	3,240	0.9%
ETFO	49	2,935	2,984	0.9%
ONA	2,181	777	2,958	0.8%
CIPP	1,694	336	2,030	0.6%
SEIU	940	865	1,805	0.5%
COPE	374	1,430	1,804	0.5%
Other**	4,809	5,175	9,984	2.9%
Total Active	234,416	115,139	349,555	100.0%
Percentage of Total	67%	33%	100%	

**Employee affiliations with less than 0.5% of active membership headcount each.



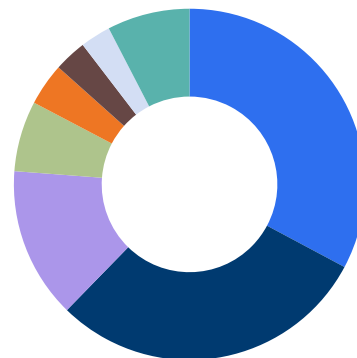
ATU	Amalgamated Transit Union	FIRE	Ontario Professional Fire Fighters Association	OSSTF	Ontario Secondary School Teachers' Federation
CIPP	Civic Institute of Professional Personnel	IBEW	International Brotherhood of Electrical Workers	POLICE	Police Associations of Ontario
COPE	Canadian Office & Professional Employees Union	MGMT/ NON-UNION	Management/Union Exempt/ Non-Union	SEIU	Service Employees International Union
CUPE	Canadian Union of Public Employees	ONA	Ontario Nurses Association	UNIFOR	Auto, Communications, Energy and Paper Workers Union
ETFO	Elementary Teachers' Federation of Ontario	OPSEU	Ontario Public Service Employees Union		

Table 1-C: 2024 Member Affiliation – Percentage Distribution of Contributions

Member Affiliation	Estimated 2025 Total Contributions* (Employers and active members)		
	NRA 60	NRA 65	Total
CUPE	-	32.8%	32.8%
MGMT/NON-UNION	0.3%	29.2%	29.5%
POLICE	10.6%	3.3%	13.9%
FIRE	6.3%	0.2%	6.5%
OPSEU	-	3.9%	3.9%
ATU	-	3.0%	3.0%
OSSTF	-	2.8%	2.8%
UNIFOR	-	1.3%	1.3%
IBEW	-	1.1%	1.1%
ONA	-	1.0%	1.0%
CIPP	-	0.8%	0.8%
ETFO	-	0.4%	0.4%
SEIU	-	0.4%	0.4%
COPE	-	0.3%	0.3%
Other**	-	2.3%	2.3%
Total Active	17.2%	82.8%	100.0%

*Split equally between employers and members; **Employee affiliations with less than 0.5% of active membership headcount each.

- CUPE
- MGMT/NON-UNION
- POLICE
- FIRE
- OPSEU
- ATU
- OSSTF
- Member affiliations with less than 2% of contributions each



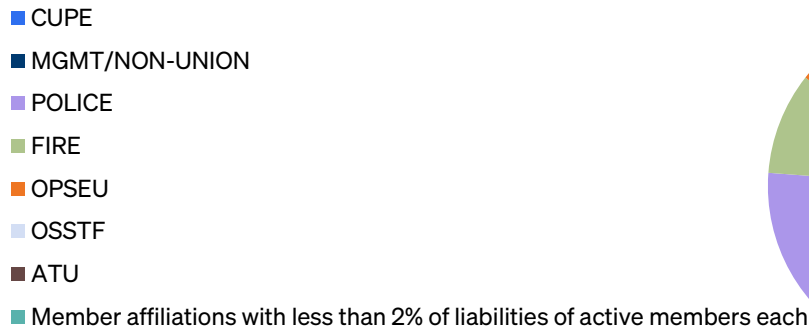
ATU	Amalgamated Transit Union	FIRE	Ontario Professional Fire Fighters Association	OSSTF	Ontario Secondary School Teachers' Federation
CIPP	Civic Institute of Professional Personnel	IBEW	International Brotherhood of Electrical Workers	POLICE	Police Associations of Ontario
COPE	Canadian Office & Professional Employees Union	MGMT/ NON-UNION	Management/Union Exempt/ Non-Union	SEIU	Service Employees International Union
CUPE	Canadian Union of Public Employees	ONA	Ontario Nurses Association	UNIFOR	Auto, Communications, Energy and Paper Workers Union
ETFO	Elementary Teachers' Federation of Ontario	OPSEU	Ontario Public Service Employees Union		

Table 1-D: 2024 Member Affiliation – Percentage Distribution of Actuarial Liabilities

Member Affiliation	Actuarial Liabilities of Active Members* (41% of total Plan liabilities)		
	NRA 60	NRA 65	Total
CUPE	-	30.0%	30.0%
MGMT/NON-UNION	0.6%	26.9%	27.5%
POLICE	15.4%	3.3%	18.7%
FIRE	9.1%	0.3%	9.4%
OPSEU	-	3.3%	3.3%
OSSTF	-	2.5%	2.5%
ATU	-	2.4%	2.4%
IBEW	-	1.1%	1.1%
ONA	-	0.9%	0.9%
UNIFOR	-	0.9%	0.9%
CIPP	-	0.7%	0.7%
ETFO	-	0.3%	0.3%
SEIU	-	0.3%	0.3%
COPE	-	0.2%	0.2%
Other**	-	1.8%	1.8%
Total Active	25.1%	74.9%	100.0%

*Liabilities for members with service in multiple affiliations are assigned to their current affiliation.

**Employee affiliations with less than 0.5% of active membership headcount each.



ATU	Amalgamated Transit Union	FIRE	Ontario Professional Fire Fighters Association	OSSTF	Ontario Secondary School Teachers' Federation
CIPP	Civic Institute of Professional Personnel	IBEW	International Brotherhood of Electrical Workers	POLICE	Police Associations of Ontario
COPE	Canadian Office & Professional Employees Union	MGMT/ NON-UNION	Management/Union Exempt/ Non-Union	SEIU	Service Employees International Union
CUPE	Canadian Union of Public Employees	ONA	Ontario Nurses Association	UNIFOR	Auto, Communications, Energy and Paper Workers Union
ETFO	Elementary Teachers' Federation of Ontario	OPSEU	Ontario Public Service Employees Union		

(Published June 2025)

OMERS
 EY Tower, 900-100 Adelaide St W, Toronto, ON, M5H 0E2
 t. 416.369.2444 1.800.387.0813 omers.com