

Member Affiliation Summary

2020 Statistics – as at December 31, 2020

Members of the OMERS Primary Pension Plan (“OMERS Plan”) belong to a wide variety of union and association groups. The following tables show the affiliation breakdown of our membership as at December 31, 2020, in the following ways:

Table	Description
1-A	Active Membership Headcounts (NRA 60 and NRA 65)
1-B	Active Membership Headcounts (Continuous Full-Time (CFT) and Other-Than-Continuous Full-Time (OTCFT))
1-C	Percentage Distribution of Actuarial Liabilities
1-D	Percentage Distribution of Contributions

In the tables, unions and associations with fewer than 0.5% of the OMERS active membership headcount are grouped together as “Other”.

The tables also make reference to members who are not currently contributing to the OMERS Plan, and these include the following types of members:

- **Retired** – Retired members and survivors receiving a monthly pension
- **Deferred** – Members who left their OMERS employer but kept their pension in the OMERS Plan
- **Disability Waiver** – Members with an injury or illness who continue to earn credited service
- **Divested** – Members divested from an OMERS employer to another non-OMERS employer that has a registered pension plan

Please note that the information shown in the tables is based on data submitted to OMERS by employers; the employer and the member (via the employer) can update an employee’s affiliation at any time. In addition, employers can produce a report at any time that displays their employees’ affiliations. The affiliation of each member is also reported in the member’s annual Pension Report.

The information presented is not used for pension administration purposes. The information should not be relied upon for any other purpose than to provide a general indication of the distribution of OMERS membership by employee affiliations.

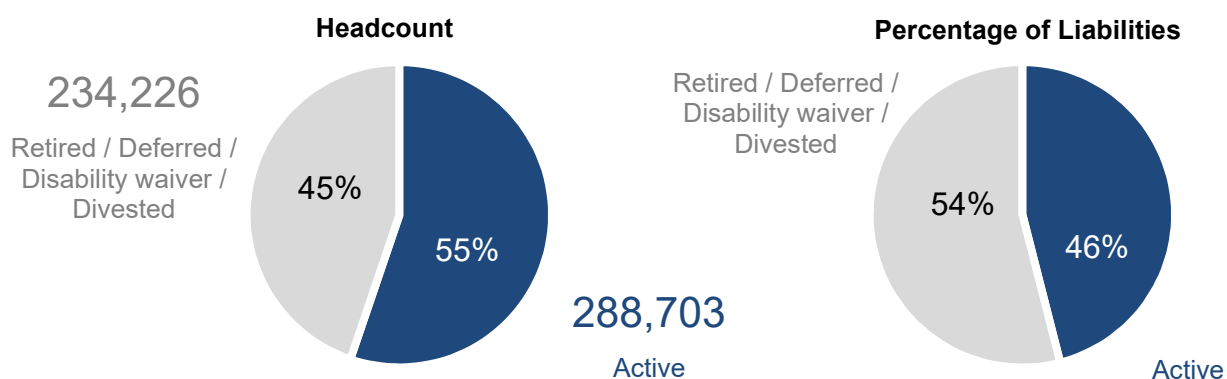
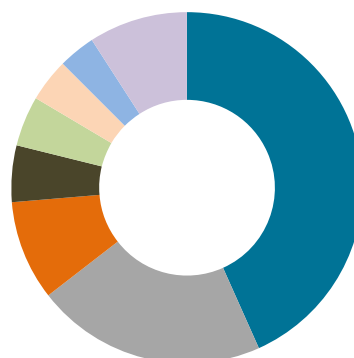
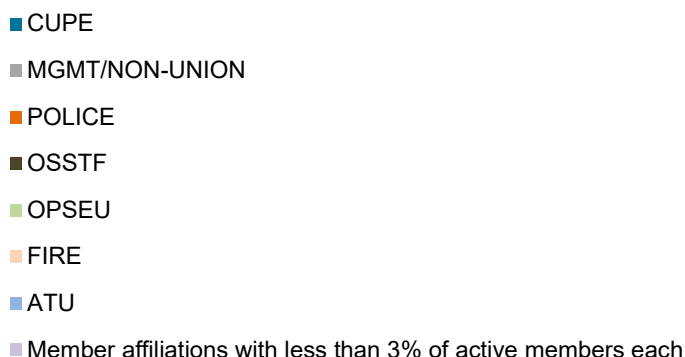


Table 1-A: 2020 Member Affiliation – Active Membership Headcounts (NRA 60 and NRA 65)

Member Affiliation	Number of Active Members			Percentage Distribution of Active Members
	NRA 60	NRA 65	Total	
CUPE	-	124,959	124,959	43.3%
MGMT/NON-UNION	327	60,982	61,309	21.2%
POLICE	18,499	8,109	26,608	9.2%
OSSTF	-	14,953	14,953	5.2%
OPSEU	-	13,300	13,300	4.6%
FIRE	11,241	404	11,645	4.0%
ATU	-	9,674	9,674	3.4%
UNIFOR	-	4,705	4,705	1.6%
IBEW	-	3,448	3,448	1.2%
ONA	-	2,659	2,659	0.9%
ETFO	-	2,611	2,611	0.9%
CIPP	-	1,711	1,711	0.6%
SEIU	-	1,477	1,477	0.5%
COPE	-	1,429	1,429	0.5%
Other**	-	8,215	8,215	2.9%
Total Active	30,067	258,636	288,703	100.0%
Percentage of Total	10%	90%	100%	

**Employee affiliations with less than 0.5% of active membership headcount each.



ATU	Amalgamated Transit Union	FIRE	Ontario Professional Fire Fighters Association	OSSTF	Ontario Secondary School Teachers' Federation
CIPP	Civic Institute of Professional Personnel	IBEW	International Brotherhood of Electrical Workers	POLICE	Police Associations of Ontario
COPE	Canadian Office and Professional Employees Union	MGMT/ NON-UNION	Management/Union Exempt/ Non-Union	SEIU	Service Employees International Union
CUPE	Canadian Union of Public Employees	ONA	Ontario Nurses Association	UNIFOR	Auto, Communications, Energy and Paper Workers Union
ETFO	Elementary Teachers' Federation of Ontario	OPSEU	Ontario Public Service Employees Union		

Table 1-B: 2020 Member Affiliation – Active Membership Headcounts
(Continuous Full-Time (CFT) and Other-Than-Continuous Full-Time (OTCFT))

Member Affiliation	Number of Active Members			Percentage Distribution of Active Members
	CFT	OTCFT	Total	
CUPE	81,722	43,237	124,959	43.3%
MGMT/NON-UNION	54,205	7,104	61,309	21.2%
POLICE	26,014	594	26,608	9.2%
OSSTF	2,608	12,345	14,953	5.2%
OPSEU	7,665	5,635	13,300	4.6%
FIRE	11,622	23	11,645	4.0%
ATU	9,177	497	9,674	3.4%
UNIFOR	3,604	1,101	4,705	1.6%
IBEW	3,370	78	3,448	1.2%
ONA	2,062	597	2,659	0.9%
ETFO	35	2,576	2,611	0.9%
CIPP	1,575	136	1,711	0.6%
SEIU	824	653	1,477	0.5%
COPE	315	1,114	1,429	0.5%
Other**	3,988	4,227	8,215	2.9%
Total Active	208,786	79,917	288,703	100.0%
Percentage of Total	72%	28%	100%	

**Employee affiliations with less than 0.5% of active membership headcount each.

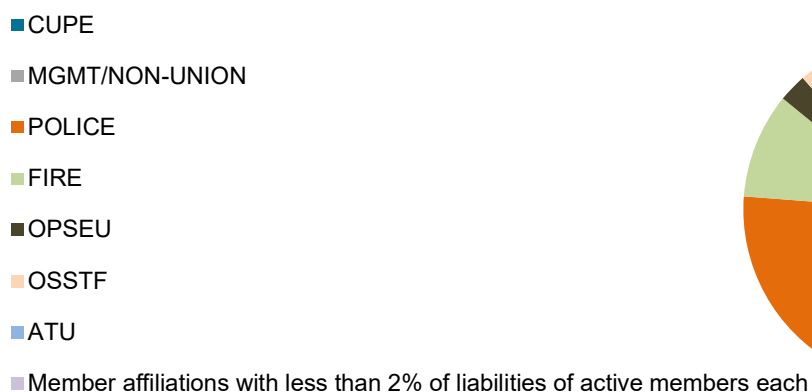


ATU	Amalgamated Transit Union	FIRE	Ontario Professional Fire Fighters Association	OSSTF	Ontario Secondary School Teachers' Federation
CIPP	Civic Institute of Professional Personnel	IBEW	International Brotherhood of Electrical Workers	POLICE	Police Associations of Ontario
COPE	Canadian Office and Professional Employees Union	MGMT/ NON-UNION	Management/Union Exempt/ Non-Union	SEIU	Service Employees International Union
CUPE	Canadian Union of Public Employees	ONA	Ontario Nurses Association	UNIFOR	Auto, Communications, Energy and Paper Workers Union
ETFO	Elementary Teachers' Federation of Ontario	OPSEU	Ontario Public Service Employees Union		

Table 1-C: 2020 Member Affiliation – Percentage Distribution of Actuarial Liabilities

Member Affiliation	Actuarial Liabilities of Active Members (46% of total Plan liabilities)		
	NRA 60	NRA 65	Total
CUPE	-	31.5%	31.5%
MGMT/NON-UNION	0.4%	25.8%	26.2%
POLICE	15.1%	3.3%	18.4%
FIRE	9.4%	0.3%	9.7%
OPSEU	-	3.0%	3.0%
OSSTF	-	2.6%	2.6%
ATU	-	2.2%	2.2%
IBEW	-	1.5%	1.5%
CIPP	-	0.9%	0.9%
ONA	-	0.9%	0.9%
UNIFOR	-	0.9%	0.9%
SEIU	-	0.3%	0.3%
COPE	-	0.2%	0.2%
ETFO	-	0.2%	0.2%
Other**	-	1.5%	1.5%
Total Active	24.9%	75.1%	100.0%

**Employee affiliations with less than 0.5% of active membership headcount each.

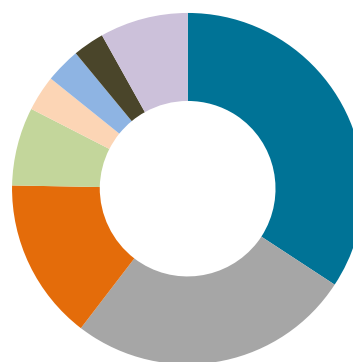
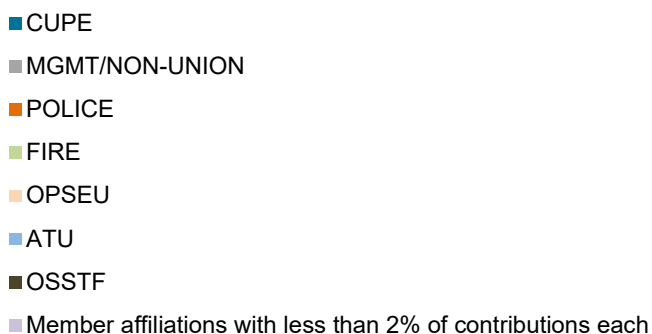


ATU	Amalgamated Transit Union	FIRE	Ontario Professional Fire Fighters Association	OSSTF	Ontario Secondary School Teachers' Federation
CIPP	Civic Institute of Professional Personnel	IBEW	International Brotherhood of Electrical Workers	POLICE	Police Associations of Ontario
COPE	Canadian Office and Professional Employees Union	MGMT/ NON-UNION	Management/Union Exempt/ Non-Union	SEIU	Service Employees International Union
CUPE	Canadian Union of Public Employees	ONA	Ontario Nurses Association	UNIFOR	Auto, Communications, Energy and Paper Workers Union
ETFO	Elementary Teachers' Federation of Ontario	OPSEU	Ontario Public Service Employees Union		

Table 1-D: 2020 Member Affiliation – Percentage Distribution of Contributions

Member Affiliation	Estimated 2021 Total Contributions* (Employers and active members)		
	NRA 60	NRA 65	Total
CUPE	-	33.8%	33.8%
MGMT/NON-UNION	0.2%	26.4%	26.6%
POLICE	11.7%	3.2%	14.9%
FIRE	7.0%	0.2%	7.2%
OPSEU	-	3.8%	3.8%
ATU	-	3.2%	3.2%
OSSTF	-	2.9%	2.9%
IBEW	-	1.3%	1.3%
UNIFOR	-	1.2%	1.2%
ONA	-	1.0%	1.0%
CIPP	-	0.9%	0.9%
ETFO	-	0.4%	0.4%
SEIU	-	0.4%	0.4%
COPE	-	0.3%	0.3%
Other**	-	2.1%	2.1%
Total Active	18.9%	81.1%	100.0%

*Split equally between employers and members; **Employee affiliations with less than 0.5% of active membership headcount each.



ATU	Amalgamated Transit Union	FIRE	Ontario Professional Fire Fighters Association	OSSTF	Ontario Secondary School Teachers' Federation
CIPP	Civic Institute of Professional Personnel	IBEW	International Brotherhood of Electrical Workers	POLICE	Police Associations of Ontario
COPE	Canadian Office and Professional Employees Union	MGMT/ NON-UNION	Management/Union Exempt/ Non-Union	SEIU	Service Employees International Union
CUPE	Canadian Union of Public Employees	ONA	Ontario Nurses Association	UNIFOR	Auto, Communications, Energy and Paper Workers Union
ETFO	Elementary Teachers' Federation of Ontario	OPSEU	Ontario Public Service Employees Union		

(Published April 2021)

OMERS
 EY Tower, 900-100 Adelaide St W, Toronto, ON, M5H 0E2
 t. 416.369.2444 1.800.387.0813 omers.com