

# Member Affiliation Summary

2021 Statistics – as at December 31, 2021

Members of the OMERS Primary Pension Plan (“OMERS Plan”) belong to a wide variety of union and association groups. The following tables show the affiliation breakdown of our membership as at December 31, 2021, in the following ways:

Table	Description
1-A	Active Membership Headcounts (NRA 60 and NRA 65)
1-B	Active Membership Headcounts (Continuous Full-Time (CFT) and Other-Than-Continuous Full-Time (OTCFT))
1-C	Percentage Distribution of Actuarial Liabilities
1-D	Percentage Distribution of Contributions

In the tables, unions and associations with fewer than 0.5% of the OMERS active membership headcount are grouped together as “Other”.

The tables also make reference to members who are not currently contributing to the OMERS Primary Pension Plan (“OMERS Plan”), and these include the following types of members:

- **Retired** – Retired members and survivors receiving a monthly pension
- **Deferred** – Members who left their OMERS employer but kept their pension in the OMERS Plan
- **Disability Waiver** – Members with an injury or illness who continue to earn credited service
- **Divested** – Members divested from an OMERS employer to another non-OMERS employer that has a registered pension plan

Please note that the information shown in the tables is based on data submitted to OMERS by employers; the employer and the member (via the employer) can update an employee’s affiliation at any time. In addition, employers can produce a report at any time that displays their employees’ affiliations. The affiliation of each member is also reported in the member’s annual Pension Report.

The information presented is not used for pension administration purposes. The information should not be relied upon for any other purpose than to provide a general indication of the distribution of OMERS membership by employee affiliations.

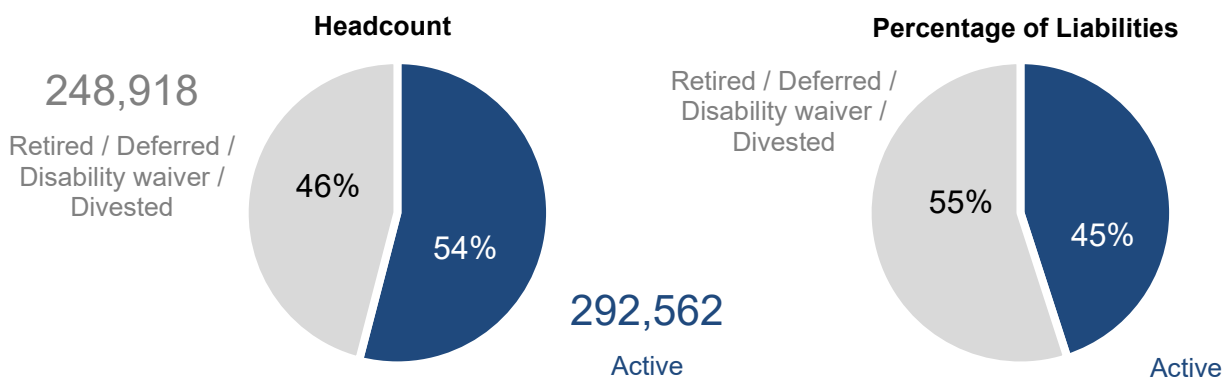
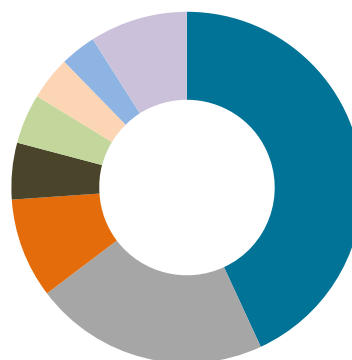


Table 1-A: 2021 Member Affiliation – Active Membership Headcounts (NRA 60 and NRA 65)

Member Affiliation	Number of Active Members			Percentage Distribution of Active Members
	NRA 60	NRA 65	Total	
CUPE	-	126,066	126,066	43.1%
MGMT/NON-UNION	332	62,742	63,074	21.6%
POLICE	18,614	8,177	26,791	9.2%
OSSTF	-	15,197	15,197	5.2%
OPSEU	-	13,559	13,559	4.6%
FIRE	11,225	423	11,648	4.0%
ATU	-	9,619	9,619	3.3%
UNIFOR	-	4,801	4,801	1.6%
IBEW	-	3,313	3,313	1.1%
ETFO	-	2,676	2,676	0.9%
ONA	-	2,632	2,632	0.9%
CIPP	-	1,711	1,711	0.6%
SEIU	-	1,547	1,547	0.5%
Other**	-	9,928	9,928	3.4%
<b>Total Active</b>	<b>30,171</b>	<b>262,391</b>	<b>292,562</b>	<b>100.0%</b>
<b>Percentage of Total</b>	<b>10%</b>	<b>90%</b>	<b>100%</b>	

\*\*Employee affiliations with less than 0.5% of active membership headcount each.

- CUPE
- MGMT/NON-UNION
- POLICE
- OSSTF
- OPSEU
- FIRE
- ATU
- Member affiliations with less than 3% of active members each



<b>ATU</b>	Amalgamated Transit Union	<b>IBEW</b>	International Brotherhood of Electrical Workers	<b>POLICE</b>	Police Associations of Ontario
<b>CIPP</b>	Civic Institute of Professional Personnel	<b>MGMT/NON-UNION</b>	Management/Union Exempt/Non-Union	<b>SEIU</b>	Service Employees International Union
<b>CUPE</b>	Canadian Union of Public Employees	<b>ONA</b>	Ontario Nurses Association	<b>UNIFOR</b>	Auto, Communications, Energy and Paper Workers Union
<b>ETFO</b>	Elementary Teachers' Federation of Ontario	<b>OPSEU</b>	Ontario Public Service Employees Union		
<b>FIRE</b>	Ontario Professional Fire Fighters Association	<b>OSSTF</b>	Ontario Secondary School Teachers' Federation		

Table 1-B: 2021 Member Affiliation – Active Membership Headcounts  
(Continuous Full-Time (CFT) and Other-Than-Continuous Full-Time (OTCFT))

Member Affiliation	Number of Active Members			Percentage Distribution of Active Members
	CFT	OTCFT	Total	
CUPE	82,317	43,749	126,066	43.1%
MGMT/NON-UNION	56,092	6,982	63,074	21.6%
POLICE	26,374	417	26,791	9.2%
OSSTF	2,540	12,657	15,197	5.2%
OPSEU	7,809	5,750	13,559	4.6%
FIRE	11,626	22	11,648	4.0%
ATU	9,200	419	9,619	3.3%
UNIFOR	3,718	1,083	4,801	1.6%
IBEW	3,240	73	3,313	1.1%
ETFO	37	2,639	2,676	0.9%
ONA	2,063	569	2,632	0.9%
CIPP	1,569	142	1,711	0.6%
SEIU	879	668	1,547	0.5%
Other**	4,433	5,495	9,928	3.4%
<b>Total Active</b>	<b>211,897</b>	<b>80,665</b>	<b>292,562</b>	<b>100.0%</b>
<b>Percentage of Total</b>	<b>72%</b>	<b>28%</b>	<b>100%</b>	

\*\*Employee affiliations with less than 0.5% of active membership headcount each.

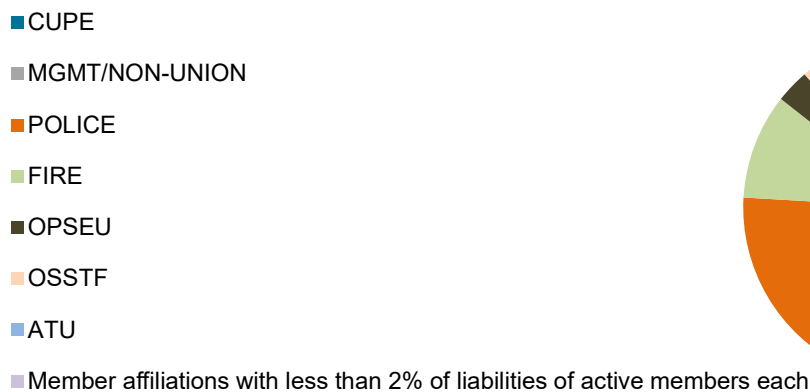


<b>ATU</b>	Amalgamated Transit Union	<b>IBEW</b>	International Brotherhood of Electrical Workers	<b>POLICE</b>	Police Associations of Ontario
<b>CIPP</b>	Civic Institute of Professional Personnel	<b>MGMT/ NON-UNION</b>	Management/Union Exempt/ Non-Union	<b>SEIU</b>	Service Employees International Union
<b>CUPE</b>	Canadian Union of Public Employees	<b>ONA</b>	Ontario Nurses Association	<b>UNIFOR</b>	Auto, Communications, Energy and Paper Workers Union
<b>ETFO</b>	Elementary Teachers' Federation of Ontario	<b>OPSEU</b>	Ontario Public Service Employees Union		
<b>FIRE</b>	Ontario Professional Fire Fighters Association	<b>OSSTF</b>	Ontario Secondary School Teachers' Federation		

Table 1-C: 2021 Member Affiliation – Percentage Distribution of Actuarial Liabilities

Member Affiliation	Actuarial Liabilities of Active Members (45% of total Plan liabilities)		
	NRA 60	NRA 65	Total
CUPE	-	31.0%	31.0%
MGMT/NON-UNION	0.5%	25.7%	26.2%
POLICE	15.4%	3.3%	18.7%
FIRE	9.4%	0.3%	9.7%
OPSEU	-	3.1%	3.1%
OSSTF	-	2.6%	2.6%
ATU	-	2.3%	2.3%
IBEW	-	1.3%	1.3%
CIPP	-	0.9%	0.9%
ONA	-	0.9%	0.9%
UNIFOR	-	0.9%	0.9%
SEIU	-	0.3%	0.3%
ETFO	-	0.2%	0.2%
Other**	-	1.9%	1.9%
<b>Total Active</b>	<b>25.3%</b>	<b>74.7%</b>	<b>100.0%</b>

\*\*Employee affiliations with less than 0.5% of active membership headcount each.



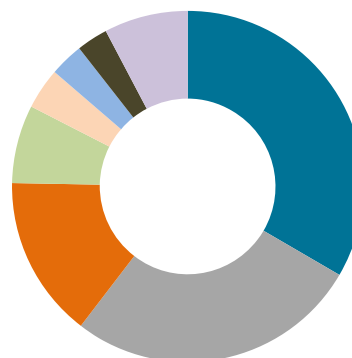
<b>ATU</b>	Amalgamated Transit Union	<b>IBEW</b>	International Brotherhood of Electrical Workers	<b>POLICE</b>	Police Associations of Ontario
<b>CIPP</b>	Civic Institute of Professional Personnel	<b>MGMT/ NON-UNION</b>	Management/Union Exempt/ Non-Union	<b>SEIU</b>	Service Employees International Union
<b>CUPE</b>	Canadian Union of Public Employees	<b>ONA</b>	Ontario Nurses Association	<b>UNIFOR</b>	Auto, Communications, Energy and Paper Workers Union
<b>ETFO</b>	Elementary Teachers' Federation of Ontario	<b>OPSEU</b>	Ontario Public Service Employees Union		
<b>FIRE</b>	Ontario Professional Fire Fighters Association	<b>OSSTF</b>	Ontario Secondary School Teachers' Federation		

Table 1-D: 2021 Member Affiliation – Percentage Distribution of Contributions

Member Affiliation	Estimated 2022 Total Contributions* (Employers and active members)		
	NRA 60	NRA 65	Total
CUPE	-	33.4%	33.4%
MGMT/NON-UNION	0.2%	26.8%	27.0%
POLICE	11.6%	3.3%	14.9%
FIRE	7.0%	0.2%	7.2%
OPSEU	-	3.8%	3.8%
ATU	-	3.1%	3.1%
OSSTF	-	2.9%	2.9%
UNIFOR	-	1.3%	1.3%
IBEW	-	1.2%	1.2%
ONA	-	1.0%	1.0%
CIPP	-	0.9%	0.9%
ETFO	-	0.4%	0.4%
SEIU	-	0.4%	0.4%
Other**	-	2.5%	2.5%
<b>Total Active</b>	<b>18.8%</b>	<b>81.2%</b>	<b>100.0%</b>

\*Split equally between employers and members; \*\*Employee affiliations with less than 0.5% of active membership headcount each.

- CUPE
- MGMT/NON-UNION
- POLICE
- FIRE
- OPSEU
- ATU
- OSSTF
- Member affiliations with less than 2% of contributions each



<b>ATU</b>	Amalgamated Transit Union	<b>IBEW</b>	International Brotherhood of Electrical Workers	<b>POLICE</b>	Police Associations of Ontario
<b>CIPP</b>	Civic Institute of Professional Personnel	<b>MGMT/ NON-UNION</b>	Management/Union Exempt/ Non-Union	<b>SEIU</b>	Service Employees International Union
<b>CUPE</b>	Canadian Union of Public Employees	<b>ONA</b>	Ontario Nurses Association	<b>UNIFOR</b>	Auto, Communications, Energy and Paper Workers Union
<b>ETFO</b>	Elementary Teachers' Federation of Ontario	<b>OPSEU</b>	Ontario Public Service Employees Union		
<b>FIRE</b>	Ontario Professional Fire Fighters Association	<b>OSSTF</b>	Ontario Secondary School Teachers' Federation		

(Published May 2022)

OMERS  
 EY Tower, 900-100 Adelaide St W, Toronto, ON, M5H 0E2  
 t. 416.369.2444 1.800.387.0813 omers.com