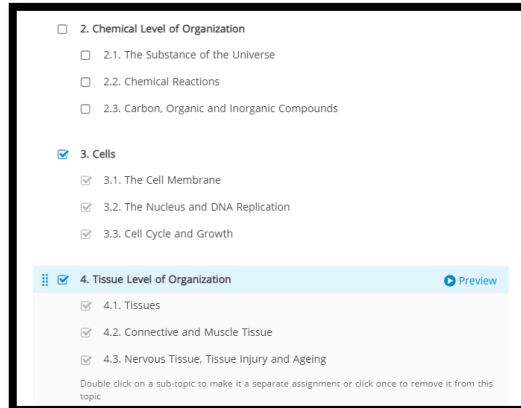
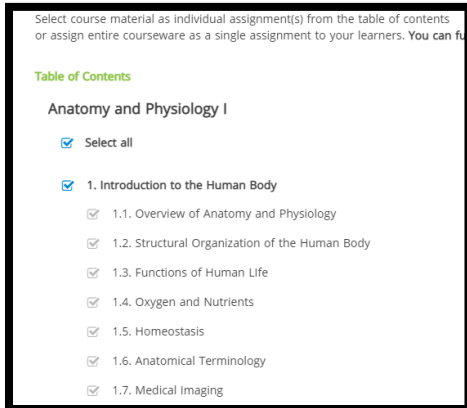


Cambridge courseware (CogBooks) instructor guide: Canvas Topic and Subtopic Selection

This guide will cover how to select Topics and Modules you wish to use in your course.

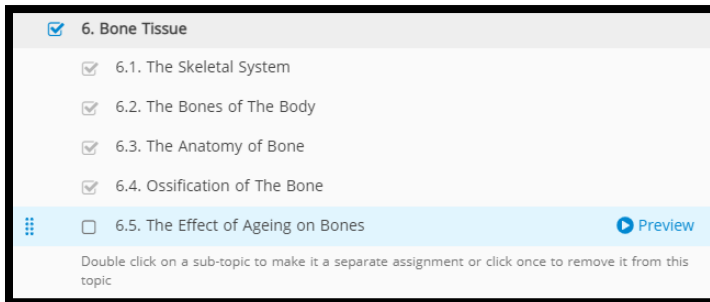
After you have loaded your course from the CogBooks library, the next screen will allow you to pick and choose the topics and subtopics you want to use.

Step 1 - You can use the select all option to load all of the topics or pick and choose which topics and subtopics you want to use.

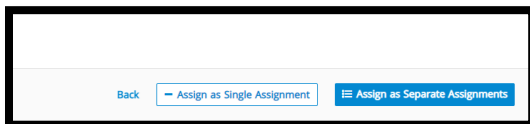


OR

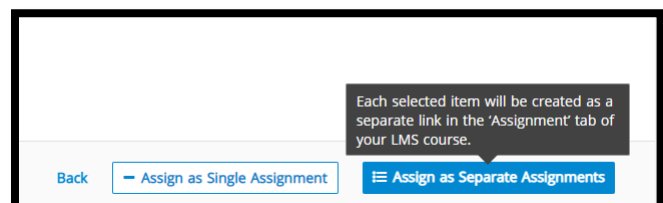
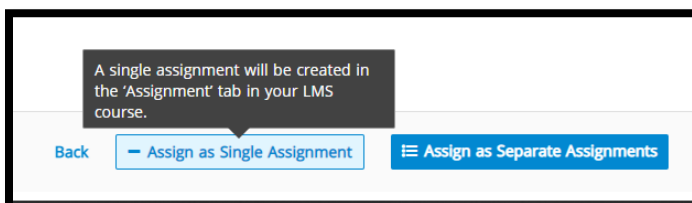
a) If there is a subtopic you want to exclude, simply uncheck it. You can also click the preview button to view any topics or subtopics before making your final selection.



Step 2 – At the bottom right corner of the screen, you will need to choose the assignment configuration as either a single or separate assignment.



a) It is recommended to assign individual assignments with separate due dates and points awarded.



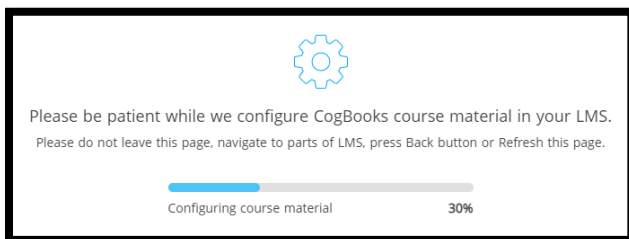
NOTE: If Subtopics within a Topic are selected individually, and not a part of a Topic grouping, they will all be assigned in the LMS as **separate assignments**.

- 1. Introduction to the Human Body
 - 1.1. Overview of Anatomy and Physiology
 - 1.2. Structural Organization of the Human Body
 - 1.3. Functions of Human Life
 - 1.4. Oxygen and Nutrients
 - 1.5. Homeostasis
 - 1.6. Anatomical Terminology
 - 1.7. Medical Imaging

Assignments

- 1. Overview of Anatomy and Physiology (contains 7 learning activities)
- 2. Structural Organization of the Human Body (contains 7 learning activities)
- 3. Oxygen and Nutrients (contains 8 learning activities)
- 4. Anatomical Terminology (contains 9 learning activities)
- 5. Chemical Level of Organization (contains 3 topics with 43 learning activities)
- 6. Tissue Level of Organization (contains 3 topics with 43 learning activities)
- 7. Bone Tissue (contains 5 topics with 40 learning activities)
- 8. Axial Skeletal System (contains 5 topics with 76 learning activities)

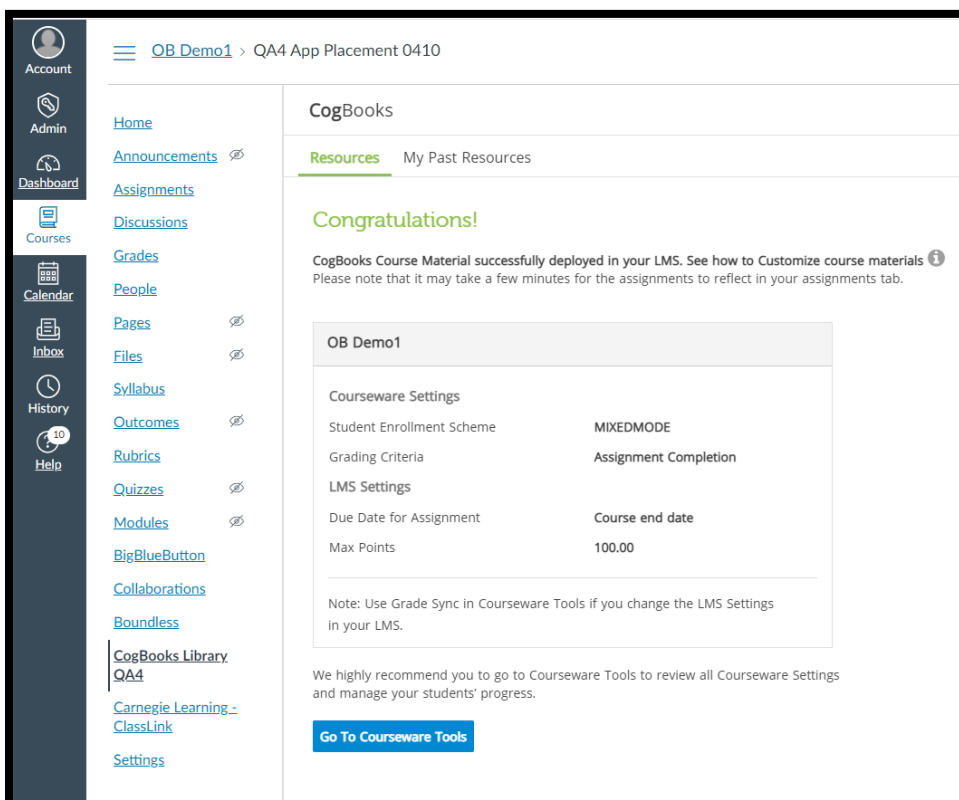
Step 3 – Once you have made your selections you will be brought to a summary page. You will need to confirm the configuration and wait a few minutes while the courseware configures.



Please be patient while we configure CogBooks course material in your LMS.
Please do not leave this page, navigate to parts of LMS, press Back button or Refresh this page.

Configuring course material 30%

Step 4 – Once the configuration is complete, follow the prompt to “Go To Courseware Settings”.



OB Demo1 > QA4 App Placement 0410

CogBooks

Resources My Past Resources

Congratulations!

CogBooks Course Material successfully deployed in your LMS. See how to [Customize course materials](#) i
Please note that it may take a few minutes for the assignments to reflect in your assignments tab.

OB Demo1	
Courseware Settings	
Student Enrollment Scheme	MIXEDMODE
Grading Criteria	Assignment Completion
LMS Settings	
Due Date for Assignment	Course end date
Max Points	100.00

Note: Use Grade Sync in Courseware Tools if you change the LMS Settings in your LMS.

We highly recommend you to go to Courseware Tools to review all Courseware Settings and manage your students' progress.

[Go To Courseware Tools](#)

Need help?

Visit cup.org/courseware-instructors or contact coursewaresupport@cambridge.org